Super Supplies Co. LLC

- Plates, Sheets/Coils
- M.S. Products
- Beams, Angles
- Aluminium Pipes
- Chequered Plates
- Channel Bars, Pipes
- G.I. Pipes
- Seamless/ERW Pipes

Introduction

Super Supplies Co. L.L.C. Estd. in 1980 and specialized in stocking Ferrous and non-Ferrous products.

Mild Steel & Reinforced Steel Bars, Sheets, Angles, Channels, Beams, UB UC, Hollow Tubes, Chequered Plate, Round Bars, Shafting Bars, Pipes, etc.

Galvanized Steel: G.I.Sheet & Coils, Galvanized Angles, G.I.Pipes, G.I.Flat Bars, ZG.I. Fittings. Aluminium: Sheets & Coils, Hollow Tubes, and Pipes & Flat Bars. Fittings: Specialized in pipe fittings Special Grades. F- 46, Flanges, RTJ Flanges, Cl-1 50, Cl-1500, Flanges, Elbows, & Valves, Gaskets etc. Hardware: Consumable like 5.5 Bolt Nut Washer 304 & 316 M.S.Bolt Nuts 8.8 Grade. G.I.Bolt Nuts Welding Equipment, Compressors etc.

We have our own warehouse and sales units in Mussafah and in Dubai. We import our stock direct from the mills and manufacturers from India, Ukraine, Korea, & South Africa.

Our major suppliers are Jindal, Hindalco, Colominus Steel, British Steel Corporation.

Our steel products comes with Material Test Certificate (M.T.C.)

We can offer competitive prices and have an effective network for delivery. Provide "the best service" is our motto.

We request you to register our company Super Supplies Offfield & Marine Services in your vendor list for the above steel products. We look forward to receive your future inquiries and assure you dedicated attention all the time.

We undertake all sorts of Fabrication works too. We have our workshop with all sophisticated machineries like Water jet, Perforations, Flame Cutting & Rolling, Cutting and Designing in Ferrous and non Ferrous Products.

In Super Supplies, we specialized in all kinds of Steel Materials and we are a major supplier for;

- Al Hasoun Sejoung Electro Mechanical (Umm-Al-Nar)
- Abu Dhabi Oil Company (ADOC) Japan
- Abu Dhabi Ship Building (ADSB)
- Ruwais Fertilizer Industries (Fertil)
- Um-Al-Nar Power Plant

Finally we humbly request you to keep sending your inquiries.

Thanking you.

Sales Executives
Mr. Mohammed Irfan - 050 83 69 786
Mr. Mohammed Imran - 050 79 11 751
Mr. Mohammed Parvez - 050 69 90 338
Mr. Gayan - 054 44 79 119

Products

	Page No.
Locally Manufactured By Universal Tube And Plastic Ind. Ltd (UTP), Jebel Ali Free Zone, Dubai, U.A.E.	
1. Mild Steel/Galvanized Pipes	2
2. M.S. Pipes (Sch 40)	3
3. Square/ Rectangular Hollow Sections	4
1. Hot Rolled Coils / Sheets / Plates	5
2. Mild Steel Chequered Sheets	6
3. Cold Rolled Coils / Sheets	7
4. Galvanized Steel Coils / Sheets	8
5. Aluminium Plain Sheets / Chequered Sheets	9
1. Equal / Unequal Angles	12
2. Mild Steel Flat Bars	13
3. Mild Steel Round Bars / Shafting Bars / Square Bars / Tee Sections	14
4. UPE PFC Channels	15
5. JIS Channels/UPN Channels	16
6. JIS Beams (H & I)	17
7. IPE IPE (AA)	18
8. HEA HEB / HEM	19-20
9. Universal Beams / Universal Columns	21-22
1. Galvanized Iron Gratings	22
2. Mild Steel expanded Metal	23-24

Structural Steel Grades

Europe		Germany	France	U.K.	Italy	Spain	Japan		India	Canada	U.S.A.	International
EN 10025-2 S 185	EN 10025(93) S 185	DIN 17100 St 33	NFA 35-501 A 33	BS 4360	UNI 7070 Fe 320	UNE36.080 A 37100 AE 235 B-FU	JIS 3101 SS 330	JIS 3106	IS	CSA G40-21	ASTM A283 A,B,C,D	ISO 630 E 185
S 235 JR S 235 J0 S 235 J2	S 235 JR (92) S 235 J0 S 235 J2G3 S 235 J2G4	St 37.2 St 37.2 U St 37.2 N	E 24.2 E 24.3 E 24.4	40 (A) B 40 C 40 D 40 D	Fe 360 B Fe 360 C Fe 360 D	AE 235 B-FN AE 235 C AE 235 D	SS400	SM 400 A SM 400 B SM 400 C	IS 226 Fe 410-B	230 G		E235 B E 235 C E 235 D
S 275 JR S 275 J0 S 275 J2	S 275 JR S 275 J0 S 275 J2G3 S 275 J2G4	St44.2 St44.3 U St44.3 N	E 28.2 E 28.3 E 28.4	43 (A) B 43 C 43 D 43 D	Fe 430 B Fe 430 C Fe 430 D	AE 275 B AE 275 C AE 275 D			IS 2062 Fe 410 WA Fe 410 WB Fe 410 WC	260W, WT 300W, WT	A36 A529 gr.50, 55 A 572 gr.42, 50 a573 gr. 58, 65, 70	E 275 B E 275 C E 275 D
S 355 JR S 355 J0 S 355 J2	S 355 JR S 355 J0 S 355 J2G3 S 355 J2G4 S 355 K2G3 S 355 K2G4	St 52.3 U St 52.3 N	E 36.2 E 36.3 E 36.4	50 B 50 C 50 D 50 D 50 DD 50 DD	Fe 510 B Fe 510 C Fe 510 D Fe 510 DD	AE 355 B AE 355 C AE 355 D	SS 490	SM 490 A SM 490 B SM 490 C SS 490 VA SS 490 VB SM 520 B SM 520 C	IS 961 Fe 370 HT Fe 540 WHT	350W, WT	A635 gr. A, C, A992 gr. 50	E 355 C E 355 D
	E 295 E 335 E 360	St50.2 St60.2 St70.2	A 50.2 A60.2 A 70.2		Fe 490 Fe 590 Fe 690		SS 540				A 709 gr.50,50,50W A 808	Fe E 490 Fe E 590 Fe E 690

Pipes & Hollow Section

ITEM LIST

1. Mild Steel/Galvanized Pipes
2. M.S. Pipes (Sch 40)
3. Square Hollow Sections
4. Rectangular Hollow Sections

APPLICATIONS

Electromechanical & Fire Fighting applications for Conveyance of water Solvents & gas.

Structural applications.

As scaffolding tubes in the Building industry.

Fencing purposes.

Mild Steel / Galvanized Pipes

PRODUCT SPECIFICATIONS

BRITISH STANDARD SPECIFICATION FOR PLAIN END AND Screwed Socketed Steel Tubes & Tubulars

As per B.S.: 1387 - 1985

Tube Type	Nominal Bore		Outside Dia. of Black Tube				Thickness		Weight of Black					
			max.		min.				Plain End			Screwed & Socketed		
	in	mm	in	mm	in	mm	in	mm	lb/ft	kg/ft	kg/m	lb/ft	kg/ft	kg/m
Light (Q)	1/2	15	0.841	21.4	0.825	21.0	0.079	2.0	0.64	0.289	0.947	0.646	0.291	0.956
	3/4	20	1.059	26.9	1.041	26.4	0.091	2.3	0.844	0.381	1.30	0.854	0.384	1.39
	1	25	1.318	33.5	1.309	33.2	0.102	2.6	1.15	0.603	1.98	1.160	0.518	1.80
	1 1/4	32	1.670	42.5	1.650	41.9	0.102	2.6	1.72	0.774	2.54	1.750	0.793	2.57
	1 1/2	40	1.902	48.4	1.883	47.8	0.114	2.9	2.19	0.985	3.23	2.220	0.997	3.27
	2	50	2.378	60.2	2.347	59.6	0.114	2.9	2.76	1.24	4.08	2.510	1.26	4.15
	2 1/2	65	2.951	75.0	2.96	75.2	0.126	3.2	3.9	1.74	5.71	3.980	1.78	5.88
	3	80	3.451	88.7	3.46	87.9	0.126	3.2	4.58	2.06	6.7	4.890	2.20	6.89
	4	100	4.451	113.0	4.46	113.3	0.142	3.6	6.64	2.97	9.75	6.840	3.08	10.0
Medium (M)	1/2	15	0.856	21.7	0.831	21.1	0.102	2.6	0.822	0.369	1.21	0.885	0.312	1.02
	3/4	20	1.072	27.2	1.047	26.6	0.102	2.6	1.06	0.475	1.56	1.030	0.479	1.57
	1	25	1.346	34.2	1.316	33.4	0.126	3.2	1.64	0.735	2.41	1.650	0.741	2.43
	1 1/4	32	1.687	42.9	1.657	42.1	0.126	3.2	2.11	0.945	3.1	2.130	0.954	3.13
	1 1/2	40	1.919	48.8	1.889	48.0	0.126	3.2	2.43	1.09	3.57	2.460	1.10	3.61
	2	50	2.394	60.8	2.354	59.8	0.142	3.6	3.42	1.53	5.03	3.470	1.55	5.10
	2 1/2	65	3.014	76.6	2.969	75.4	0.142	3.6	4.38	1.96	6.43	4.460	1.99	6.55
	3	80	3.524	89.5	3.469	88.1	0.157	4.0	5.09	2.55	8.37	5.380	2.40	8.54
	4	100	4.524	114.9	4.469	113.5	0.177	4.5	6.14	3.72	12.2	8.840	3.81	12.50
	5	125		141.6		139.7	0.197	5.0		5.06	16.6		5.21	17.10
	6	150		166.1		164.1	0.197	5.0		6.05	19.7		6.19	20.30
Heavy (X)	1/2	15	0.856	21.7	0.831	21.1	0.126	3.2	0.977	0.439	1.44	0.983	0.442	1.45
	3/4	20	1.072	27.2	1.047	26.6	0.126	3.2	1.370	0.578	1.87	1.380	0.573	1.88
	1	25	1.346	34.2	1.316	33.4	0.157	4.0	2.010	0.896	2.94	2.010	0.902	2.96
	1 1/4	32	1.687	42.9	1.657	42.1	0.157	4.0	2.590	1.16	3.8	2.600	1.17	3.83
	1 1/2	40	1.919	48.8	1.889	48.0	0.157	4.0	2.980	1.33	4.38	3.010	1.35	4.42
	2	50	2.394	60.8	2.354	59.8	0.177	4.5	4.140	1.89	6.19	4.190	1.91	6.26
	2 1/2	65	3.014	76.6	2.969	75.4	0.177	4.5	5.710	2.62	7.93	5.800	2.65	8.85
	3	80	3.524	89.5	3.469	88.1	0.197	5.0	6.760	3.14	10.3	6.970	3.20	10.50
	4	100	4.524	114.9	4.469	113.5	0.212	5.4	9.710	4.42	14.5	9.910	4.51	14.80
	5	125		141.6		139.7	0.212	5.4		5.46	17.9		5.61	18.40
	6	150		166.1		164.1	0.212	5.4		6.49	21.3		6.67	21.90

TOLERANCE

Thickness:	Light Tubes		: Not limited : -8%
	Medium & Heavy tubes		: Not limited : -10%
Mass:	Light Medium	1) For quantities of 150 meters & Heavy Tubes and over of one size	: +4%
		2) For Single tube	: -8%
Length:	Light, Medium & Heavy tubes		Random lengths of 4 to 7 metres unless specified otherwise

ANSI Pipe Schedule

OD=mm Wall Thickness = mm Weight = kg/m Vol/m3

Nominal Pipe Size Inches	Nominal Pipe Size mm	OD mm	10	20	30	STD	40	60	XS	80	100	120	140	160	XXS	5S	10S	40S	80S	Volume m³
1/8	6	10.30			Wall Thickness Weight	1.73 0.37	1.73 0.37		2.41 0.47	2.41 0.47							1.24 0.28	1.73 0.37	2.41 0.47	0.00011
1/4	8	13.70				2.24 0.63	2.24 0.63		3.02 0.80	3.02 0.80							1.65 0.51	2.24 0.63	3.02 0.80	0.00021
3/8	10	17.10				2.31 0.84	2.31 0.84		3.20 1.10	3.20 1.10							1.65 0.64	2.31 0.84	3.20 1.10	0.00033
1/2	15	21.30				2.77 1.27	2.77 1.27		3.73 1.62	3.73 1.62				4.78 1.96	7.47 2.85	1.65 0.82	2.11 1.01	2.77 1.30	3.73 1.62	0.00054
3/4	20	26.70				2.87 1.68	2.87 1.68		3.91 2.30	3.91 2.30				5.54 2.90	7.82 3.64	1.65 1.04	2.11 1.31	2.87 1.71	3.91 2.30	0.00037
1	25	33.40				3.38 2.50	3.38 2.50		4.55 3.24	4.55 3.24				6.35 4.04	9.09 5.45	1.65 1.32	2.77 2.19	3.38 2.50	4.55 3.24	0.00011
1 1/4	32	42.20				3.56 3.39	3.56 3.39		4.85 4.47	4.85 4.47				6.35 5.61	9.70 7.77	1.65 1.95	2.77 2.76	3.56 3.46	4.85 4.56	0.00018
1 1/2	40	48.30				3.68 4.05	3.68 4.05		5.08 5.41	5.08 5.41				7.14 7.25	10.15 9.54	1.65 1.95	2.77 3.17	3.68 4.13	5.08 5.41	0.00023
2	50	60.30				3.91 5.44	3.91 5.44		5.54 7.48	5.54 7.48				8.74 11.11	11.07 13.44	1.65 2.44	2.77 4.01	3.91 5.54	5.54 7.48	0.00034
2 1/2	65	73.00				5.16 8.63	5.16 8.63		7.01 11.41	7.01 11.41				9.53 14.92	14.02 20.39	2.11 3.77	3.05 5.51	5.16 8.63	7.01 11.41	0.00053
3	80	88.90				5.49 11.29	5.49 11.29		7.62 15.27	7.62 15.27				11.12 21.35	15.24 27.68	2.11 4.60	3.05 6.70	5.49 11.29	7.62 15.27	0.00079
3 1/2	90	101.60				5.74 13.57	5.74 13.57		8.08 19.00	8.08 19.00						2.11 5.39	3.05 7.65	5.74 13.57	8.08 19.00	0.00103
4	100	114.30				6.02 16.07	6.02 16.07		8.56 22.32	8.56 22.32		11.12 28.32		13.49 33.54	17.19 41.03	2.11 5.36	3.05 8.52	6.02 16.07	8.56 22.32	0.128
5	125	141.30				6.55 21.77	6.55 21.77		9.53 30.97	9.53 30.97		12.70 40.50		15.88 49.11	19.05 57.43	2.77 9.67	3.40 11.92	6.55 21.77	9.53 30.97	0.179
6	150	168.30				7.11 28.26	7.11 28.26		10.97 40.55	10.97 40.55		14.27 54.98		18.26 67.56	21.95 79.22	2.77 11.55	3.40 14.13	7.11 28.26	10.97 40.55	0.258
8	200	219.10		6.35 42.51	7.04 46.81	8.18 54.74	8.18 54.74	10.31 67.04	12.70 81.64	12.70 81.64	15.09 95.69	18.26 114.74	20.62 128.93	23.01 143.19	22.22 137.92	2.77 18.08	3.76 24.77	6.35 42.51	12.70 81.64	0.443
10	250	273.10		6.35 53.77	7.80 63.08	9.27 73.16	9.27 73.16	12.70 92.95	12.70 92.95	15.09 108.53	18.26 129.24	21.44 149.75	25.40 177.15	28.58 196.31	25.40 177.15	3.40 31.00	4.19 38.34	9.27 73.16	12.70 92.95	0.774
12	300	323.90		6.35 63.79	8.38 82.50	9.53 93.96	10.31 101.70	14.27 136.94	12.70 122.46	17.48 166.88	21.44 203.81	25.40 240.57	28.58 268.34	33.32 309.74	25.40 236.97	3.96 41.90	4.57 48.73	9.53 93.96	12.70 122.46	0.184
14	350	355.60	6.35 69.69	7.92 87.30	9.53 105.13	9.53 105.13	11.10 122.55	15.09 166.71	12.70 137.39	19.05 208.20	23.83 259.96	27.79 302.85	31.75 345.56	35.71 388.70		4.19 55.08	4.78 62.84			0.126
16	400	406.40	6.35 82.64	7.92 103.00	9.53 123.37	9.53 123.37	12.70 158.20	16.66 208.13	12.70 158.20	21.44 267.02	26.19 325.94	30.96 384.44	36.53 452.29	40.49 501.35		4.19 63.41	4.78 72.36			0.165
18	450	457.00	6.35 93.57	7.92 117.71	11.13 162.38	9.53 139.18	14.27 208.86	19.05 276.74	12.70 185.13	23.80 347.55	29.36 428.62	34.93 509.86	39.67 578.96	45.24 659.97		4.19 67.77	4.78 80.46			0.208
20	500	508.00	6.35 104.55	9.53 157.28	12.70 209.13	9.53 157.15	15.09 248.42	20.62 337.93	12.70 208.14	26.19 431.37	32.54 536.53	38.10 628.49	44.45 733.11	50.80 838.11		4.78 81.46	5.54 94.89			0.259
22	550	559.00	6.35 114.94	9.53 173.13	12.70 230.90	9.53 173.13		22.22 404.05	12.70 230.09	28.58 473.93	34.93 587.42	41.28 707.01	47.63 816.43	53.98 925.68		4.78 88.57	5.54 103.36			0.312
24	600	610.00	6.35 125.53	9.53 189.13	14.27 278.64	9.53 189.13	17.48 335.42	24.61 503.26	12.70 251.38	31.44 582.00	38.89 707.71	46.08 840.03	52.37 958.15	59.54 1078.32		5.54 94.16	6.35 109.27			0.372
26	650	660.00	7.92 137.94	12.70 240.79		9.53 152.87			12.70 272.71											0.435
28	700	711.00	7.92 148.82	12.70 252.09	15.88 297.31	9.53 164.36			12.70 293.87											0.505
30	750	762.00	7.92 159.70	12.70 324.87	15.88 303.18	9.53 176.84			12.70 324.87							6.35 108.72	7.92 135.55			0.580
32	800	812.00	7.92 167.94	12.70 344.94	17.48 359.15	9.53 189.23	17.48 341.91		12.70 359.94											0.660
34	850	864.00	7.92 167.93	12.70 366.42	17.48 382.13	9.53 201.21	17.48 364.90		12.70 386.81											0.746
36	900	914.00	7.92 179.88	12.70 388.27	19.05 457.70	9.53 213.56	19.05 438.42		12.70 411.37											0.835
38	950	965.00				9.53 224.54			12.70 434.34											0.931
40	1000	1016.00				9.53 236.52			12.70 457.31											1.032
42	1050	1067.00				9.53 248.50			12.70 480.15											1.139
44	1100	1118.00				9.53 260.48			12.70 503.18											1.249
46	1150	1168.00				9.53 272.25			12.70 526.01											1.364
48	1200	1219.00				9.53 284.24			12.70 577.29											1.485

Square/Rectangular Hollow Sections

Specification - As Per JIS G3466 STKR400

STANDARD DIMENSIONAL PROGRAM

Size (mm)	Kg/mtr	Size (mm)	Kg/mtr
12 x 12 x 1.2	0.44	75 x 75 x 2.5	5.69
16 x 16 x 1.2	0.58	75 x 75 x 3.0	6.83
19 x 19 x 1.2	0.69	75 x 75 x 4.0	9.10
20 x 20 x 1.2	0.73	75 x 75 x 5.0	11.38
20 x 20 x 1.5	0.91	75 x 75 x 6.0	13.65
20 x 20 x 2.0	1.21	80 x 80 x 3.0	7.28
20 x 20 x 2.8	1.70	80 x 80 x 4.0	9.70
20 x 20 x 3.0	1.82	80 x 80 x 5.0	12.13
25 x 25 x 1.2	0.91	80 x 80 x 6.0	14.56
25 x 25 x 1.5	1.14	90 x 90 x 6.3	17.2
25 x 25 x 2.0	1.52	100 x 100 x 2.3	6.98
25 x 25 x 2.5	1.90	100 x 100 x 2.5	7.58
25 x 25 x 3.0	2.28	100 x 100 x 3.0	9.10
30 x 30 x 1.2	1.10	100 x 100 x 4.0	12.13
30 x 30 x 2.5	2.28	100 x 100 x 4.5	13.65
30 x 30 x 3.0	2.73	100 x 100 x 5.0	15.16
30 x 30 x 4.0	3.64	100 x 100 x 6.0	18.20
32 x 32 x 1.5	1.46	100 x 100 x 8.0	24.27
32 x 32 x 2.0	1.94	100 x 100 x 9.0	27.30
38 x 38 x 1.2	1.38	120 x 120 x 3.2	11.65
38 x 38 x 1.5	1.73	120 x 120 x 6.0	21.84
40 x 40 x 1.5	1.82	125 x 125 x 3.0	11.38
40 x 40 x 2.0	2.43	125 x 125 x 3.2	12.13
40 x 40 x 2.5	3.03	125 x 125 x 4.5	17.06
40 x 40 x 3.0	3.64	125 x 125 x 6.0	22.75
40 x 40 x 4.0	4.85	150 x 150 x 4.0	18.20
40 x 40 x 5.0	6.07	150 x 150 x 4.5	20.48
50 x 50 x 1.5	2.28	150 x 150 x 6.0	27.30
50 x 50 x 2.0	3.03	150 x 150 x 8.0	36.40
50 x 50 x 2.5	3.79	150 x 150 x 9.0	40.95
50 x 50 x 3.0	4.55	150 x 150 x 10.0	45.50
50 x 50 x 4.0	6.07	200 x 200 x 6.0	36.40
50 x 50 x 5.0	7.58	200 x 200 x 8.0	48.53
50 x 50 x 6.0	9.10	200 x 200 x 9.0	54.60
60 x 60 x 1.5	2.73	200 x 200 x 10.0	60.66
60 x 60 x 2.0	3.64	250 x 250 x 8.0	60.66
60 x 60 x 3.0	5.46	250 x 250 x 9.0	68.25
60 x 60 x 4.0	7.28	250 x 250 x 10.0	75.83
60 x 60 x 5.0	9.10	250 x 250 x 12.0	91.00
75 x 75 x 1.5	3.41	300 x 300 x 10.0	91.00
75 x 75 x 2.0	4.55		

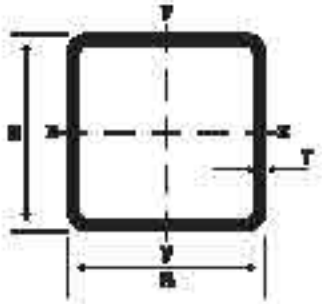

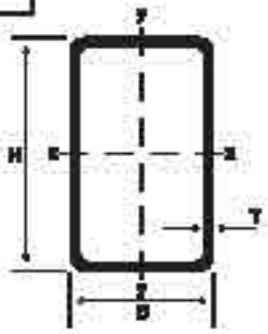

STANDARD DIMENSIONAL PROGRAM

Size (mm)	Kg/mtr
40 x 20 x 1.2	1.09
40 x 20 x 1.5	1.37
40 x 20 x 2.0	1.82
40 x 20 x 3.0	2.73
50 x 25 x 1.5	1.70
50 x 25 x 2.0	2.28
50 x 25 x 3.0	3.41
60 x 30 x 1.5	2.05
60 x 30 x 2.0	2.73
60 x 30 x 3.0	4.10
60 x 30 x 4.0	5.46
60 x 40 x 3.0	4.10
75 x 40 x 2.0	3.64
75 x 40 x 3.0	5.23
80 x 40 x 1.5	2.73
80 x 40 x 2.0	3.64
80 x 40 x 2.5	4.55
80 x 40 x 3.2	5.82
80 x 40 x 4.0	7.28
80 x 40 x 5.0	9.10
150 x 50 x 2.0	4.55
150 x 50 x 3.0	6.83
150 x 50 x 4.0	9.10
150 x 50 x 5.0	11.38
150 x 50 x 6.0	13.65
120 x 60 x 3.0	8.19
120 x 60 x 3.0	8.19
120 x 60 x 6.0	16.38
125 x 75 x 4.0	12.19
125 x 75 x 5.0	15.16
125 x 75 x 6.0	18.20
125 x 75 x 8.0	24.26
120 x 80 x 5.0	15.16
150 x 75 x 3.0	10.24
150 x 75 x 4.5	15.36
150 x 75 x 6.0	20.48
150 x 75 x 8.0	27.30
150 x 75 x 9.0	30.71
150 x 100 x 3.0	11.38
150 x 100 x 4.0	15.16
150 x 100 x 6.0	22.75
160 x 80 x 6.0	21.84
200 x 100 x 3.0	13.65
200 x 100 x 4.5	20.48
200 x 100 x 6.0	27.30
200 x 100 x 8.0	36.40
200 x 100 x 9.0	40.95
250 x 150 x 6.0	36.40
250 x 150 x 9.0	54.60
300 x 200 x 6.0	45.50
300 x 200 x 8.0	60.66
300 x 200 x 9.0	68.25
400 x 200 x 10.0	91.00

Flat Products

ITEM LIST

1. Mild Steel Flat Bar
2. Mild Steel Square Bar
3. Mild Steel Round Bar
4. Mild Steel Shafting Bar

APPLICATIONS

Electromechanical & Fire Fighting applications for Conveyance of water Solvents & gas.

Structural applications.

As scaffolding tubes in the Building industry.

Fencing purposes.

Mild Steel Plates

STANDARD DIMENSIONAL PROGRAM

SIZE / WIDTH	THICKNESS	GRADE
4'X8'	0.7MM TO 80MM	ASTM A36 (S275JR / SS400)
4'X8'	2.0MM TO 10MM	ASTM A36 (S275JR / SS400)
2M/78M	4MM TO 100MM	ASTM A36/ST 37-2/S275JR
2.5M/98M	6MM TO 16MM	ASTM A36/ST 37-2/S275JR
3.05M/120M	10MM TO 25MM	ASTM A36/S275JR (S355JR)
2M/80M	6MM TO 25MM	GRADE 60 / Gr-SJ35JR/Gr-3355 J2+N
2M/80M	6MM TO25MM	GRADE 70

Super Supplies LLC

Mild Steel U.B./U.C./Beams/Long Products



Super Supplies LLC

Cold Rolled Coils

STANDARD DIMENSIONAL PROGRAM

SIZE / WIDTH	THICKNESS	GRADE
1219MM	0.5MM TO 10MM	ST 12.03
4'X8'	0.5MM TO 50MM	ST 12.03

GI Sheets/CR Sheets/Coils

STANDARD DIMENSIONAL PROGRAM

SIZE / WIDTH	THICKNESS	GRADE
1219 mm	0.32 mm to 4 mm	JIS G 3123/ ASTM A653
1219mm x 2438mm	0.32 mm to 4 mm	JIS G 3123/ ASTM A653

SPECIFICATIONS : Lock Forming Quality, Small/ Regular Spangle, Chromated Well Dry & Unoiled
ZINC COATING : Z27 / Z22
COUNTRY OF ORIGIN : South Africa / Japan / India / Taiwan

Aluminium Plain/Chequered Sheets

STANDARD DIMENSIONAL PROGRAM

SIZE / WIDTH	THICKNESS	GRADE
4'X8'	26GAUGE TO 12GAUGE	AA1100 / AA1200
4'X8'	2MM TO 5.5MM	AA3105

STANDARD DIMENSIONAL PROGRAM

SIZE / WIDTH	THICKNESS	GRADE
4'X8'	1.5MM TO 6MM	AA1100 / AA1200



Long Products

ITEM LIST

1. Equal/Unequal Angles
2. Tee Sections
3. UPE/PFC channels
4. JIS Channels/UPN channels
5. JIS Beams (H & I)
6. IPE / IPE (AA)
7. HEA / HEB / HEM
8. Universal Beams/Universal Columns

APPLICATIONS

Structural Use

Fabrication

Construction Industry

Equal Angles & Unequal Angles

EQUAL ANGLES - Specification - JIS G3101 - SS400 / ASTM A36 / EN 10025 S275JR

STANDARD DIMENSIONAL PROGRAM

Size(mm)	Kg/mtr	Mtrs/Ton	Size(mm)	Kg/mtr	Mtrs/Ton
20 x 20 x 3	0.91	1099	65 x 65 x 6.0	5.92	169
25 x 25 x 2.5	0.95	1052	65 x 65 x 8.0	7.69	130
25 x 25 x 2.7	1.02	980	70 x 70 x 5.0	5.91	169
25 x 25 x 3.0	1.14	877	70 x 70 x 6.0	6.37	157
30 x 30 x 2.5	1.14	877	70 x 70 x 6.0	6.37	157
30 x 30 x 2.7	1.23	813	70 x 70 x 7.0	7.43	134
30 x 30 x 3.0	1.37	730	70 x 70 x 8.0	8.49	117
30 x 30 x 4.0	1.82	549	75 x 75 x 5.0	5.69	175
30 x 30 x 5.0	2.28	438	75 x 75 x 5.5	6.26	159
38 x 38 x 2.5	1.44	694	75 x 75 x 6.0	6.83	146
38 x 38 x 2.7	1.56	641	75 x 75 x 7.0	7.96	125
38 x 38 x 3.0	1.73	578	75 x 75 x 8.0	9.10	110
38 x 38 x 3.7	2.13	469	75 x 75 x 9.0	10.24	97
38 x 38 x 4.0	2.31	433	80 x 80 x 6.0	7.28	137
38 x 38 x 4.7	2.71	369	80 x 80 x 8.0	9.70	103
40 x 40 x 2.5	1.52	657	80x80x 10.0	12.13	82
40 x 40 x 3.0	1.82	549	90 x 90 x 6.0	8.19	122
40 x 40 x 3.7	2.24	446	90 x 90 x 7.0	9.55	104
40 x 40 x 4.0	2.43	411	90 x 90 x 8.0	10.92	91
40x40x4.7	2.85	350	90 x 90 x 9.0	12.29	81
40 x 40 x 5.0	3.03	330	90 x 90 x 10.0	13.65	73
40 x 40 x 6.0	3.64	274	100 x 100 x 6.0	9.10	109
50 x 50 x 3.0	2.28	438	100 x 100 x 7.0	10.62	94
50 x 50 x 3.7	2.81	355	100 x 100 x 8.0	12.13	82
50 x 50 x 4.0	3.03	330	100 x 100 x 9.0	13.65	73
50 x 50 x 4.7	3.56	280	100 x 100 x 10.0	15.16	66
50 x 50 x 5.0	3.78	263	100 x 100 x 12.0	18.20	55
50 x 50 x 5.5	4.17	239	100x 100x 13.0	19.72	50
50 x 50 x 6.0	4.55	219	120x 120x6.0	14.58	68
50 x 50 x 8.0	6.07	164	120x 120x 10.0	18.20	55
60 x 60 x 5.0	4.55	219	120 x 120 x 12.0	21.84	46
60 x 60 x 6.0	5.46	183	130 x 130 x 10.0	19.72	50
60 x 60 x 8.0	7.28	137	150 x 150 x 10.0	22.75	44
63 x 63 x 5.0	4.78	209	150x 150x 12.0	27.30	36
63 x 63 x 6.0	5.73	174	150x 150x 15.0	34.13	29
63 x 63 x 8.0	7.64	130	200 x 200 x 13.0	36.40	27
65 x 65 x 5.0	4.92	203	200 x 200 x 16.0	44.59	20
65 x 65 x 5.5	5.42	184	200 x 200 x 20.0	60.66	16

UNEQUAL ANGLES - Specification - JIS G3101 - SS400 / ASTM A36 / EN 10025 S275JR

Size A X B (mm)	Kg/mtr	Mtrs/Ton	Size (mm)	Kg/mtr	Mtrs/Ton
65 x 40 x 5.0	3.76	265.95	125 x75 x 12	17.8	56.17
75 x 50 x 5.0	4.73	211.4	150 x 75 x 9.0	15.3	65.35
75 x 50 x 6.0	5.68	176.05	150 x 75 x 10.0	17	58.82
75 x 50 x 8.0	7.6	131.57	150 x 90 x 9.0	16.34	61.85
100x 50 x 6.0	6.85	145.98	150x90x 10.0	18.2	54.95
100 x 50 x 8.0	9	111.11	150 x 90 x 12.0	21.6	46.29
100x75x7.0	9.32	107.29	150 x 90 x 15.0	26.6	37.59
100x75x8.0	11.0	84.75	200 x 100 x 10.0	23	43.47
100 x 75 x 10.0	13	76.92	200 x 100 x 12.0	27.3	36.63
125x75x7.0	10.62	94.16	200 x 100 x 14.0	31.6	31.64
125 x 75 x 10.0	15	66.65			

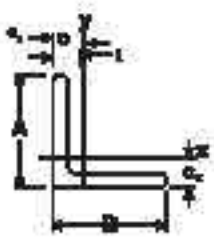

Mild Steel Flat Bars

M. S. FLAT BARS - Specification - JIS G3101 - SS400/ ASTM A36/ EN 10025 S275JR

STANDARD DIMENSIONAL PROGRAM

Size (mm)	Kg/mtr	Mtrs/Ton	Size (mm)	Kg/mtr	Mtrs/Ton
12x4	0.37	2702	40x6	1.88	531
12x5	0.31	3226	40x8	2.51	398
12x6.3	0.46	2174	40x10	3.14	318
16x3	0.38	2631	40x12	3.77	265
16x4.5	0.56	1785	40x16	5.02	199
16x5	0.63	1587	40x19	5.97	168
16x6.3	0.67	1493	40x22	6.91	145
16x9	0.89	1123	40x32	10.05	100
20x3	0.28	3571	50x6	2.35	426
20x4	0.31	3226	50x8	3.14	318
20x5	0.39	2564	50x10	3.93	254
20x6.3	0.47	2128	50x12	4.71	212
20x9	0.71	1408	50x16	6.28	159
20x10	0.78	1282	50x19	7.46	134
20x12	0.94	1064	50x22	8.64	116
20x16	1.25	800	50x32	12.56	80
20x19	1.49	671	50x38	14.92	67
25x3	0.35	2857	60x6	2.82	355
25x4	0.39	2564	60x8	3.77	265
25x4.5	0.44	2273	60x10	4.71	212
25x5	0.49	2041	60x12	5.65	177
25x6	0.59	1695	60x16	7.53	133
25x6.3	0.62	1613	60x19	8.94	112
25x9	0.88	1136	60x22	10.36	97
25x10	0.98	1020	60x32	15.07	66
25x12	1.18	847	60x38	17.89	56
25x16	1.57	637	60x50	23.56	42
25x19	1.87	535	60x63	29.67	34
25x22	2.16	463	60x76	35.78	28
25x32	3.14	318	60x100	47.12	21
30x3	0.42	2381	70x6	3.30	303
30x4	0.47	2128	70x8	4.40	227
30x4.5	0.53	1887	70x10	5.50	182
30x5	0.59	1695	70x12	6.60	152
30x6	0.71	1408	70x16	8.80	114
30x6.3	0.74	1351	70x19	10.43	96
30x9	1.06	943	70x22	12.09	83
30x10	1.18	847	70x32	17.59	57
30x12	1.41	709	70x38	20.88	48
30x16	1.88	532	70x50	27.48	36
30x19	2.23	448	70x63	34.64	29
30x22	2.59	386	70x76	41.76	24
30x32	3.77	265	70x100	55.00	18
35x3	0.49	2041	80x6	3.77	265
35x4	0.55	1818	80x8	5.02	199
35x4.5	0.62	1613	80x10	6.28	159
35x5	0.69	1449	80x12	7.53	133
35x6	0.83	1205	80x16	10.05	100
35x6.3	0.87	1150	80x19	11.93	84
35x9	1.24	806	80x22	13.82	72
35x10	1.38	724	80x32	20.11	50
35x12	1.65	606	80x38	23.87	42
35x16	2.20	455	80x50	31.42	32
35x19	2.61	383	80x63	39.58	25
35x22	3.02	331	80x76	47.74	21
35x32	4.40	227	80x100	62.83	16
40x3	0.47	2128	90x6	4.24	236
40x4	0.63	1587	90x8	5.65	177
40x4.5	0.71	1408	90x10	7.06	142
40x5	0.79	1266	90x12	8.48	118
40x6	0.94	1064	90x16	11.30	89
40x6.3	0.99	1010	90x19	13.43	74
40x9	1.41	709	90x22	15.55	64
40x10	1.57	637	90x32	22.62	44
40x12	1.88	532	90x38	26.86	37
40x16	2.51	398	90x50	35.34	28
40x19	2.98	336	90x63	44.52	22
40x22	3.46	289	90x76	53.71	19
40x32	5.02	199	90x100	70.69	14
45x3	0.53	1887	100x6	4.71	212
45x4	0.71	1408	100x8	6.28	159
45x4.5	0.79	1266	100x10	7.85	127
45x5	0.88	1136	100x12	9.42	106
45x6	1.06	943	100x16	12.56	79
45x6.3	1.11	901	100x19	14.92	67
45x9	1.59	664	100x22	17.28	58
45x10	1.77	566	100x32	25.13	40
45x12	2.12	472	100x38	29.85	33
45x16	2.83	354	100x50	39.27	25
45x19	3.35	299	100x63	49.48	20
45x22	3.89	257	100x76	59.69	17
45x32	5.65	177	100x100	78.54	13
50x3	0.59	1695	120x8	7.53	133
50x4	0.79	1266	120x10	9.42	106
50x4.5	0.88	1136	120x12	11.30	89
50x5	0.98	1020	120x16	15.07	66
50x6	1.18	847	120x19	17.89	56
50x6.3	1.24	806	120x22	20.72	48
50x9	1.77	566	120x32	30.16	33
50x10	1.96	510	120x38	35.81	28
50x12	2.36	424	120x50	47.12	21
50x16	3.14	318	120x63	59.34	17
50x19	3.73	268	120x76	71.58	14
50x22	4.32	231	120x100	94.25	11
50x32	6.28	159	150x10	11.78	85
60x3	0.71	1408	150x12	14.13	71
60x4	0.94	1064	150x16	18.84	53
60x4.5	1.06	943	150x19	22.37	45
60x5	1.18	847	150x22	25.90	39
60x6	1.41	709	150x32	37.70	27
60x6.3	1.48	676	150x38	44.77	22
60x9	2.12	472	150x50	58.90	17
60x10	2.35	426	150x63	74.22	13
60x12	2.83	354	150x76	89.48	11
60x16	3.77	265	150x100	117.81	8
60x19	4.47	224	150x120	141.37	7
60x22	5.18	193	150x150	176.71	6
60x32	7.54	133	150x200	235.62	4
65x3	0.77	1302	200x12	18.84	53
65x4	1.02	980	200x16	25.12	40
65x4.5	1.15	870	200x19	29.84	33
65x5	1.28	783	200x22	34.54	29
65x6	1.53	653	200x32	50.27	20
65x6.3	1.61	623	200x38	59.69	17
65x9	2.30	435	200x50	78.54	13
65x10	2.55	392	200x63	98.96	10
65x12	3.06	327	200x76	119.38	8
65x16	4.08	245	200x100	157.08	6
65x19	4.85	206			
65x22	5.61	178			
65x32	8.16	122			

Mild Steel Shafting-Square Bars-Tee Section

M. S. SHAFTING BARS Specification - JIS G3123 - SS41

STANDARD DIMENSIONAL PROGRAM

Size (mm)	Kg/mtr	Mtrs/Ton
6	0.22	4545
8	0.39	2564
10	0.61	1639
12	0.89	1123
16	1.57	637
19	2.22	450
20	2.46	406
22	2.97	336
25	3.85	260
28	4.83	207
30	5.55	180
32	6.30	158
36	7.99	125
38	8.90	112
40	9.86	101
42	10.85	92
45	12.48	80
50	15.38	65
55	18.65	53
57	19.99	50
58	20.69	48
60	22.19	45
63.5	24.80	40
65	25.99	38
70	30.16	33
75	34.58	29
80	39.38	25
85	44.45	22
87	46.57	21
90	49.94	20
100	61.59	16
110	74.45	13
120	88.58	11
125	96.34	10
130	103.99	9
140	120.48	8
150	137.53	7
160	157.53	6
165	167.38	6
170	177.88	5
180	199.73	5
200	246.68	4
250	384.50	2



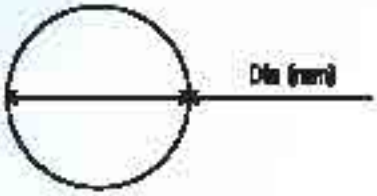

M. S. SQUARE BARS - Specification - JIS G3101 - SS400 /ASTM A36 /EN 10025 S275JR

8	0.5	2000
10	0.79	1265
12.8	1.27	789
16	2.01	497
20	3.14	318
25	4.91	204
30	7.07	141
32	8.04	125
40	12.6	80
45	15.9	63
50	19.6	51
60	28.30	35
75	44.2	23
90	63.6	16
100	78.5	13

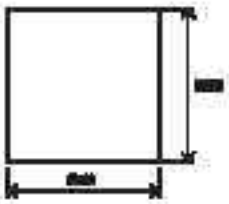

M. S. TEE SECTION BARS - Specification - JIS G3101 - SS400 / ASTM A36 / EN 10025 S275JR

30 x 30 x 3MM	0.90	1134
35 x 35 x 4MM	1.37	735
40 x 40 x 5MM	2.06	487
50 x 50 x 6MM	4.44	225

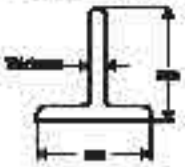

Parallel Flange/UPE Channel

PARALLEL FLANGE CHANNEL
Specification - JIS G3101 - SS400 / ASTM A36 / EN 10025 S275J

STANDARD DIMENSIONAL PROGRAM

Product	Dimensions					Weight	Radius	Surface
mm	kg/m	mm	mm	mm	mm	cm	mm	mm
100 x 50	10.50	100	50	5.0	8.5	1.79	9	46
120 x 55	14.00	120	55	5.5	9.0	2.20	12	62
150 x 75	17.90	150	75	5.5	10.0	2.50	12	106
180 x 75	20.90	180	75	6.0	10.5	2.80	12	128
180 x 75	23.90	180	75	7.0	10.5	3.01	12	135
180 x 90	24.00	180	90	8.0	10.5	3.17	12	151
200 x 75	25.40	200	75	8.0	12.5	3.40	12	151
200 x 90	27.90	200	90	7.0	14.0	3.12	12	169
200 x 75	28.90	200	75	9.0	14.5	3.80	12	181
250 x 90	32.00	250	90	7.5	14.0	3.92	12	179
300 x 75	37.40	300	75	7.0	10.5	4.10	12	212
300 x 90	34.00	300	90	9.0	14.0	3.74	12	208
300 x 90	41.40	300	90	9.0	15.5	4.60	12	245
300 x 100	46.00	300	100	9.0	16.5	4.80	12	267
380 x 100	54.00	380	100	9.5	17.5	5.70	15	315
400 x 100	59.40	400	100	11.0	19.0	6.00	18	347

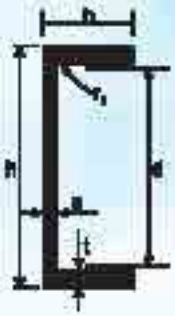

UPE CHANNEL - Specification - JIS G3101 - SS400 / ASTM A36 / EN 10025 S275JR

STANDARD DIMENSIONAL PROGRAM

Designation	Dimensions						Surface area	Weight	Radius values			
	h	b	s	t	r	r'						
	mm						m²/m	kg/m	cm³		cm⁴	
UPE	80	40	4.6	7.4	6.4	2.5	0.3	7.1	10	13.0	32.4	4.75
100 E	100	46	4.5	7.6	7.0	3.0	0.3	8.6	17.4	21.4	34.0	6.46
120 E	120	50	4.8	7.8	7.8	3.5	0.3	10.4	30.4	31.2	36.4	8.65
140 E	140	58	4.9	8.1	8.0	3.5	0.4	12.3	48.3	48.4	70.2	11.0
160 E	160	64	5.0	8.4	8.5	3.5	0.4	14.2	74.7	69.3	93.4	13.8
180 E	180	70	5.1	8.7	9.0	3.5	0.4	16.3	[illegible]	86.0	121.0	17.0
200 E	200	76	5.2	9.0	9.5	4.0	0.4	18.4	[illegible]	113.0	152.0	20.0
240 E	240	90	5.6	10.0	10.0	4.0	0.4	24.0	360.0	180.0	300.0	31.0
270 E	270	95	6.0	10.5	11.0	4.5	0.5	27.7	428.0	203.0	346.0	37.3
300 E	300	100	6.5	11.0	12.0	5.0	0.5	31.0	510.0	227.0	397.0	43.6
400 E	400	115	8.0	13.5	15.0	6.0	0.6	48.3	[illegible]	366.0	781.0	73.4

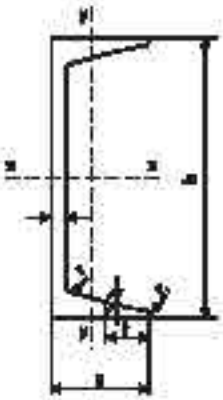

JIS Channel, UPN Channel

JIS CHANNEL - Specification - JIS G3101 - SS400 / ASTM A36 / EN 10025 S275JR

STANDARD DIMENSIONAL PROGRAM

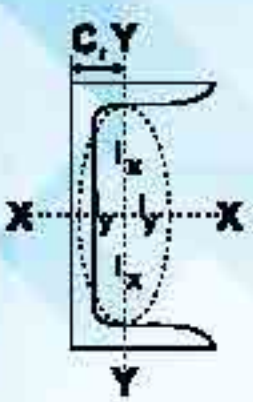

[illegible]	[illegible]	[illegible]	[illegible]	[illegible]	[illegible]	[illegible]	[illegible]	[illegible]	[illegible]	[illegible]	[illegible]	[illegible]
[illegible]	[illegible]	5	7	8	4	[illegible]	79.8	32.4	3.38	1.13	10.2	4.54
[illegible]	[illegible]	6	7.5	8	4	11.92	189	56.9	3.98	1.6	17.6	7.02
[illegible]	[illegible]	6	8	8	4	17.11	425	65.5	4.98	1.96	68	14.4
[illegible]	[illegible]	6.8	10	10	5	19.71	684	110	5.94	2.37	118	18.6
[illegible]	[illegible]	9	12.5	15	7.5	30.59	1060	151	5.87	2.22	141	29.1
[illegible]	[illegible]	7	10.5	11	5.5	37.9	1080	197	7.18	2.34	184	34.5
[illegible]	[illegible]	7.5	12.5	13	6.5	34.57	1090	250	7.29	2.73	204	42
[illegible]	[illegible]	7.5	11	12	6	31.38	1080	177	7.59	2.38	191	30.0
[illegible]	[illegible]	8	13.5	14	7	39.65	2460	325	8.03	2.72	246	45.9
[illegible]	[illegible]	8	12	13	6.5	36.22	2500	290	8.24	2.38	282	34.2
[illegible]	[illegible]	8.5	13.5	15	7.5	42.34	3460	369	8.1	2.49	304	47.3
[illegible]	[illegible]	8	13.5	14	7	38.8	3480	324	9.71	2.94	351	38.7
[illegible]	[illegible]	9	13	14	7	40.07	4180	386	9.74	2.64	335	46.5
[illegible]	[illegible]	11	14.5	17	8.5	51.17	4820	340	9.87	2.58	371	31.7
[illegible]	[illegible]	9	13	14	7	49.37	5930	420	11	2.95	423	50.9
[illegible]	[illegible]	11.5	16	18	9	61.37	7120	523	10.8	3.3	518	70.4
[illegible]	[illegible]	9	12	14	7	45.57	6400	305	11.6	2.69	424	48
[illegible]	[illegible]	14.5	16.5	16	8	65.39	[illegible]	557	14.5	2.88	703	73.3
[illegible]	[illegible]	13	16	18	9	75.98	[illegible]	804	14.1	2.72	822	75.8

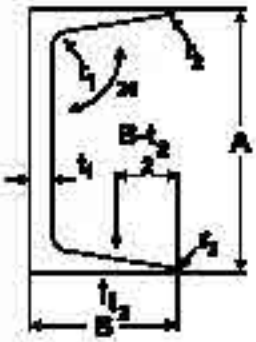

UPN CHANNEL - Specification - JIS G3101 - SS400 / ASTM A36/ EN 10025 S275JR

STANDARD DIMENSIONAL PROGRAM

[illegible]	[illegible]	[illegible]	[illegible]	[illegible]	[illegible]	[illegible]	[illegible]	[illegible]	[illegible]	[illegible]	[illegible]	[illegible]	[illegible]	[illegible]
[illegible]	[illegible]	[illegible]	[illegible]	[illegible]	[illegible]	[illegible]	[illegible]	[illegible]	[illegible]	-	-	-	[illegible]	[illegible]
UPN 100	[illegible]	[illegible]	[illegible]	[illegible]	[illegible]	[illegible]	[illegible]	[illegible]	[illegible]	[illegible]	[illegible]	[illegible]	[illegible]	[illegible]
UPN 120	[illegible]	[illegible]	[illegible]	[illegible]	[illegible]	[illegible]	[illegible]	[illegible]	[illegible]	[illegible]	[illegible]	[illegible]	[illegible]	[illegible]
UPN 140	[illegible]	[illegible]	[illegible]	[illegible]	[illegible]	[illegible]	[illegible]	[illegible]	[illegible]	[illegible]	[illegible]	[illegible]	[illegible]	[illegible]
UPN 160	[illegible]	[illegible]	[illegible]	[illegible]	[illegible]	[illegible]	[illegible]	[illegible]	[illegible]	[illegible]	[illegible]	[illegible]	[illegible]	[illegible]
UPN 180	[illegible]	[illegible]	[illegible]	[illegible]	[illegible]	[illegible]	[illegible]	[illegible]	[illegible]	[illegible]	[illegible]	[illegible]	[illegible]	[illegible]
UPN 200	[illegible]	[illegible]	[illegible]	[illegible]	[illegible]	[illegible]	[illegible]	[illegible]	[illegible]	[illegible]	[illegible]	[illegible]	[illegible]	[illegible]
UPN 220	[illegible]	[illegible]	[illegible]	[illegible]	[illegible]	[illegible]	[illegible]	[illegible]	[illegible]	[illegible]	[illegible]	[illegible]	[illegible]	[illegible]
UPN 240	[illegible]	[illegible]	[illegible]	[illegible]	[illegible]	[illegible]	[illegible]	[illegible]	[illegible]	[illegible]	[illegible]	[illegible]	[illegible]	[illegible]
UPN 260	[illegible]	[illegible]	[illegible]	[illegible]	[illegible]	[illegible]	[illegible]	[illegible]	[illegible]	[illegible]	[illegible]	[illegible]	[illegible]	[illegible]
UPN 280	[illegible]	[illegible]	[illegible]	[illegible]	[illegible]	[illegible]	[illegible]	[illegible]	[illegible]	[illegible]	[illegible]	[illegible]	[illegible]	[illegible]
UPN 300	[illegible]	[illegible]	[illegible]	[illegible]	[illegible]	[illegible]	[illegible]	[illegible]	[illegible]	[illegible]	[illegible]	[illegible]	[illegible]	[illegible]
UPN 320	[illegible]	[illegible]	[illegible]	[illegible]	[illegible]	[illegible]	[illegible]	[illegible]	[illegible]	[illegible]	[illegible]	[illegible]	[illegible]	[illegible]
UPN 350	[illegible]	[illegible]	[illegible]	[illegible]	[illegible]	[illegible]	[illegible]	[illegible]	[illegible]	[illegible]	[illegible]	[illegible]	[illegible]	[illegible]
UPN 380	[illegible]	[illegible]	[illegible]	[illegible]	[illegible]	[illegible]	[illegible]	[illegible]	[illegible]	[illegible]	[illegible]	[illegible]	[illegible]	[illegible]
UPN 400	[illegible]	[illegible]	[illegible]	[illegible]	[illegible]	[illegible]	[illegible]	[illegible]	[illegible]	[illegible]	[illegible]	[illegible]	[illegible]	[illegible]

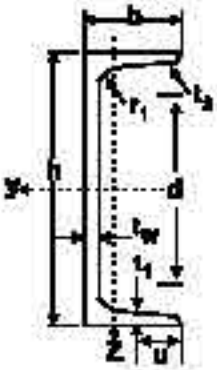

JIS Beams (H & I)

Specification - As Per JIS G3101 SS400/ ASTM A36/ EN 10025 S275J

STANDARD DIMENSIONAL PROGRAM

100 x 100	17.2	100	100	6	8	10	[illegible]	189	134	4.30	5.97	745	[illegible]
125 x 125	23.8	125	125	6.5	9	10	[illegible]	847	338	5.20	7.11	1,356	[illegible]
150 x 150	31.1	150	150	7	10	11	[illegible]	1,670	668	6.10	8.79	2,217	[illegible]
175 x 175	40.4	175	175	7.5	11	13	[illegible]	2,900	1,040	6.90	10.0	3,316	1,357
	45.7	175	175	10	15	13	[illegible]	4,070	2,900	6.67	11.9	4,650	2,100
200 x 200	44.9	194	203	8	12	13	[illegible]	3,690	1,340	7.63	9.00	3,736	2,103
	56.5	198	204	10	15	13	71.9	4,980	2,000	8.30	8.39	4,981	2,900
	71.4	207	205	9	14	13	[illegible]	3,690	2,000	8.30	8.39	4,981	2,900
	83.2	210	205	14	14	13	106.3	7,300	2,600	8.30	8.69	6,960	2,900
250 x 250	64.9	254	260	10	14	13	82.7	8,590	2,900	10.1	7.16	6,760	2,900
	87.3	258	259	14	14	13	111.3	11,400	3,900	10.1	7.61	8,850	3,900
	94.0	262	260	15	14	13	119.8	12,900	4,000	10.1	7.61	9,850	4,000
	106	265	260	15	15	13	134.8	14,200	4,400	10.1	7.66	10,600	4,400
	106	264	260	17	17	13	134.8	14,900	4,900	10.2	7.67	11,300	4,900
300 x 300	106	298	299	12	18	13	135.4	20,400	6,300	12.4	8.38	13,600	6,300
	130	304	301	16	18	13	165	24,300	8,100	12.1	8.78	16,000	8,100
	141	306	301	18	18	13	179.6	27,100	9,000	12.4	8.48	18,000	9,000
	157	310	301	22	18	13	199.8	30,800	10,800	12.4	8.29	20,500	10,800
	194	320	301	27	18	13	246.4	37,400	13,500	12.4	8.47	24,900	13,500
	234	334	301	34	18	13	297.8	46,800	16,900	12.4	8.6	31,200	16,900
400 x 400	172	398	405	18	28	22	219.5	66,600	23,800	17.3	10.4	33,300	23,800
	197	404	408	21	28	22	251.1	75,800	27,200	17.3	10.1	37,900	27,200
	232	412	408	27	28	22	295.4	87,600	31,400	17.3	10.7	43,800	31,400
	262	418	408	30	28	22	334.8	97,200	34,700	17.3	10.9	48,600	34,700
	314	428	407	35	28	22	400.7	119,000	42,000	17.3	10.4	59,500	42,000
	362	438	407	40	28	22	461.4	140,000	49,000	17.3	10.7	70,000	49,000
	428	448	407	45	28	22	545.5	171,000	60,000	17.3	11.1	85,500	60,000

STANDARD DIMENSIONAL PROGRAM

100 x 50	9.3	100	50	5	7	8	11.85	187	14.8	3.90	1.26	37.5	5.01
125 x 60	13.2	125	60	6	8	8	[illegible]	423	29.2	4.96	1.68	84.3	9.33
150 x 75	14	150	75	5	7	8	[illegible]	666	49.9	6.11	1.88	89.8	13.3
150 x 150	31.1	148	100	6	9	11	[illegible]	1,000	150	6.17	2.07	138	20.1
175 x 90	23.2	175	90	5	8	8	29.7	1,210	97.5	7.35	2.18	139	21.7
175 x 175	49.6	175	175	7.5	11	13	63.2	2,880	984	7.5	4.08	280	112
198 x 99	23.2	198	99	4.5	7	11	[illegible]	2,090	114	8.06	2.06	187	22.6
	31.3	194	99	5.5	9	11	[illegible]	2,840	154	8.24	2.21	200	31.8
200 x 100	26.6	198	100	5	7	11	33.9	2,600	167	8.8	2.21	167	27.6
	40.9	200	100	8	13	11	52.08	4,700	1,000	8.98	4.38	472	200
250 x 125	35.7	248	124	5	8	12	44.68	3,540	255	9.04	2.79	205	41.1
	55.6	250	125	6	9	12	70.91	4,500	394	9.04	2.74	294	47.0
300 x 150	40.8	300	150	7	11	13	51.96	6,320	508	11.1	4.24	502	51
350 x 175	50	350	175	7.5	11	13	63.8	9,800	792	12.4	3.50	434	78.3
	66.7	350	175	6.5	9	13	84.96	7,900	538	12.4	3.07	451	67.2
400 x 200	66.0	396	199	8	13	22	84.38	22,000	1,900	16.1	4.71	772	148
	83.4	400	201	9	14	22	106.3	29,000	1,900	16.6	4.77	1,450	189
450 x 175	49.6	446	174	6	9	13.5	63.7	33,500	791	14.5	3.35	1,500	91.0
	69.6	450	175	7	11	13	88.1	40,900	885	14.7	3.35	1,800	116
500 x 200	89.6	500	200	9	16	20	114.1	47,800	2,000	14.2	4.18	2,000	149
	79.7	496	199	9	14	20	101.5	37,900	1,600	14.4	4.04	1,900	160
450 x 200	82.8	506	199	7	11	16	105.5	33	1,800	16.7	4.18	1,800	160
	95	498	199	8	13	20	121.1	33,700	1,700	16.9	4.17	1,900	171
400 x 300	143	394	405	8	14	22	182.1	38,700	6,300	14.7	7.18	1,900	416
	187	399	408	10	18	22	238.8	38,700	7,210	14.0	7.18	1,900	481
400 x 200	66.2	400	200	8	13	22	84.3	23,700	1,600	16.6	4.18	1,300	200
	74	406	403	8	14	22	94.76	28,900	1,900	16.4	4.48	1,400	187

STANDARD DIMENSIONAL PROGRAM

400 x 300	186	404	399	18	18	24	238	46,300	8,600	14.4	7.34	2,300	402
	197	410	399	21	18	24	250.4	50,100	9,130	14.7	7.30	2,400	451
500 x 400	215	494	399	8	14	26	273.9	47,800	1,040	18.6	4.07	2,400	189
	186	500	399	18	16	26	234.2	47,000	2,140	20.6	4.08	2,100	254
	186	504	401	11	19	26	238.8	51,900	3,300	20.7	4.48	2,200	257
500 x 300	154	494	399	11	18	26	196.8	41,600	4,700	20.4	4.88	2,300	402
	189	498	399	11	18	26	240.5	71,000	8,130	20.6	7.07	2,900	451
400 x 400	214	394	399	18	15	22	272.5	49,700	1,400	18.9	4.05	2,200	186
	185	400	399	11	17	22	236.4	77,900	2,200	24	4.12	2,800	200
	186	404	401	18	18	22	238.5	40,400	3,700	24.1	4.12	2,300	271
	186	402	399	18	20	22	237.7	103,000	3,130	24.1	4.08	2,800	284
450 x 300	187	398	399	18	17	22	239.5	103,000	7,400	21.8	5.86	2,500	402
	152	400	399	12	20	22	193.5	113,000	9,000	24.4	6.86	4,000	401
	179	404	402	14	20	22	224	127,000	10,900	24.7	7.2	4,400	481
700 x 300	185	692	300	13	20	28	211.5	197,000	8,100	30.4	6.16	4,300	404
	185	700	300	13	24	28	235.5	202,000	10,800	30.9	6.70	5,700	472
	215	704	302	15	24	28	273.4	237,000	12,900	29.4	6.80	6,900	502
600 x 300	191	598	300	14	22	28	243.4	204,000	9,900	28.4	6.09	4,400	400
	218	600	300	14	24	28	277.4	232,000	11,200	29	6.42	5,200	450
	241	606	302	16	24	28	307.4	255,000	13,500	28.8	6.7	6,000	506
500 x 200	212	496	199	16	20	28	270.7	240,000	13,000	30.7	6.16	2,700	400
	245	500	200	16	24	28	312.4	411,000	12,000	36.4	6.39	3,100	502
	266	502	200	18	24	28	344	458,000	14,000	37	6.45	3,000	1,000

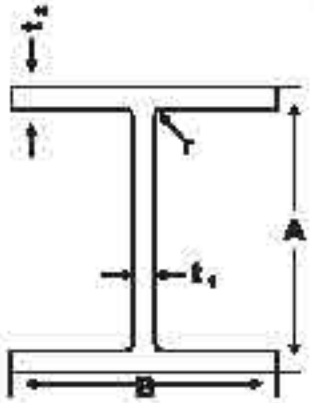

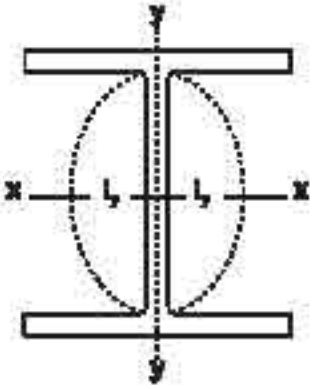

IPE / IPE (AA)

Specification - As Per ASTM A36/ EN 10025 S275JR

STANDARD DIMENSIONAL PROGRAM

Designation	G	h	b	t_w	t_f	r	A	h_1	d
	kg/m	mm	mm	mm	mm	mm	cm^2	mm	mm
IPE 80AA	6.73	77.2	55	3.6	4.5	7	8.56	66.6	74.6
IPE 100	8.10	100	55	4.1	5.7	7	10.3	66.6	74.6
IPE 120AA	8.64	118	64	3.8	5.1	7	11	107.4	98.4
IPE 120	10.4	120	64	4.4	6.3	7	13.2	107.4	98.4
IPE 140AA	10.9	138	73	3.8	5.6	7	13.9	126.2	112.2
IPE 140	12.9	140	73	4.7	6.9	7	16.4	126.2	112.2
IPE 140 E	14.4	142	73	5.8	7.8	7	18.4	126.4	112.4
IPE 160AA	12.7	157	82	4.0	5.9	9	16.2	145.2	127.2
IPE 160	15.8	160	82	5.0	7.4	9	20.1	145.2	127.2
IPE 160 E	17.7	162	81	6.6	8.6	9	22.6	145.0	127.0
IPE 180AA	15.4	177	91	4.3	6.5	9	19.6	164.0	146.0
IPE 180	18.8	180	91	5.3	8	9	23.9	164.0	146.0
IPE 180 D	21.3	182	92	6.0	9	9	27.1	164.0	146.0
IPE 180 B	22.1	183	89	6.4	9.5	9	28.1	164.0	146.0
IPE 200AA	18.4	197	100	4.5	7	12	23.5	182.0	159.0
IPE 200	22.4	200	100	5.6	8.5	12	28.5	182.0	159.0
IPE 200 D	25.1	202	102	6.8	9.5	12	32.0	182.0	159.0
IPE 200 B	26.6	204	99	6.6	10.5	12	33.9	182.0	159.0
IPE 220 A	22.2	217	110	5.0	7.7	12	28.3	201.6	177.6
IPE 220	26.2	220	110	5.9	9.2	12	33.4	201.6	177.6
IPE 220 D	29.4	222	112	6.6	10.2	12	37.4	201.6	177.6
IPE 220 B	31.4	224	109	6.7	11.6	12	40.0	201.6	177.6
IPE 240 A	26.2	237	120	5.6	8.3	15	33.5	220.4	198.4
IPE 240	30.7	240	120	6.2	9.8	15	39.1	220.4	198.4
IPE 240 D	34.3	242	122	7.0	10.6	15	43.7	220.4	198.4
IPE 240 B	37.3	245	119	7.5	12.5	15	47.5	220.4	198.4

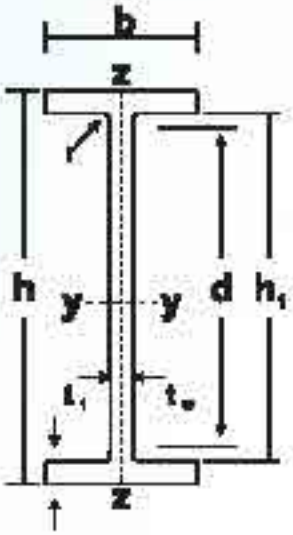

STANDARD DIMENSIONAL PROGRAM

Designation	G	h	b	t_w	t_f	r	A	h_1	d
	kg/m	mm	mm	mm	mm	mm	cm^2	mm	mm
IPE 270A	36.7	267	135	5.5	8.7	15	39.1	248.6	239.6
IPE 270	36.1	270	135	6.6	10.2	15	45.9	248.6	239.6
IPE 270 D	42.3	274	136	7.5	12.2	15	53.9	248.6	239.6
IPE 270 B	44.0	276	138	7.7	13.1	15	56.0	248.6	239.6
IPE 300 A	34.5	297	150	6.1	9.2	15	46.5	278.6	268.6
IPE 300	42.2	300	150	7.1	10.7	15	53.8	278.6	268.6
IPE 300 D	49.5	304	152	8.0	12.7	15	62.8	278.6	268.6
IPE 300 B	51.7	306	147	8.5	13.7	15	65.9	278.6	268.6
IPE 330 A	43.0	327	160	6.5	10	18	54.7	307.0	291.0
IPE 330	49.1	330	160	7.5	11.5	18	63.6	307.0	291.0
IPE 330 D	57.0	334	162	8.5	13.5	18	72.6	307.0	291.0
IPE 330 B	60.8	336	158	9.2	14.8	18	77.8	307.0	291.0
IPE 360 A	56.2	357.6	170	6.6	11.6	18	66.9	334.6	318.6
IPE 360	57.1	360	170	8.0	12.7	18	72.7	334.6	318.6
IPE 360 D	66.0	364	172	9.2	14.7	18	84.1	334.6	318.6
IPE 360 B	76.3	366	169	9.9	16	18	96.9	334.6	318.6
IPE 400A	57.4	397	180	7.0	13	21	73.1	373.0	351.0
IPE 400	66.3	400	180	8.6	13.5	21	84.5	373.0	351.0
IPE 400 D	76.7	404	182	9.7	16.5	21	97.6	373.0	351.0
IPE 400 B	85.5	407	178	10.6	17	21	109	373.0	351.0
IPE 400V	84.0	408	180	10.6	17.5	21	107	373.0	351.0
IPE 450A	67.2	447	190	7.6	13.1	21	85.5	420.8	398.8
IPE 450	77.6	450	190	9.4	14.6	21	98.8	420.8	398.8
IPE 450 D	92.4	454	192	11.0	17.6	21	118	420.8	398.8
IPE 450 B	99.2	456	189	11.7	18.8	21	126	420.8	398.8
IPE 450 V	104	460	191	12.4	19.6	21	132	420.8	398.8

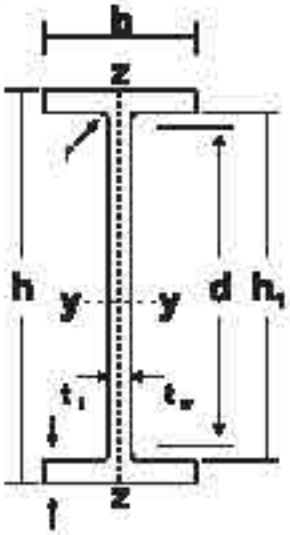

IPE / IPE (AA) - HEA/HEB/HEM

Specification - As Per ASTM A36/ EN 10025 S275JR

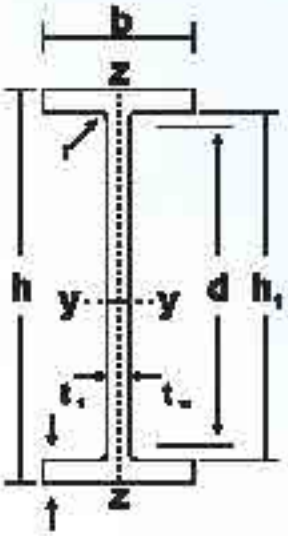

STANDARD DIMENSIONAL PROGRAM

Designation	G	h	b	t_w	t_f	r	A	h_1	d
	kg/m	mm	mm	mm	mm	mm	cm^2	mm	mm
IPE 500 A	79.4	497	180	8.4	14.5	21	101	466.0	435.0
IPE 500	90.7	500	200	10.2	16.0	21	116	466.0	435.0
IPE 500V	107	506	202	12.0	19.0	21	137	466.0	435.0
IPE 500R	111	508	198	12.6	20.0	21	142	466.0	435.0
IPE 500V	129	514	204	14.2	23.0	21	164	466.0	435.0
IPE 550 A	92.1	547	210	9.0	15.7	24	117	515.6	467.6
IPE 550	105	550	210	11.1	17.2	24	134	515.6	467.6
IPE 550 0	123	556	212	12.7	20.2	24	156	515.6	467.6
IPE 550R	134	560	210	14.0	23.2	24	170	515.6	467.6
IPE 550V	159	566	216	17.1	26.2	24	202	515.6	467.6
IPE 600 A	108	597	220	9.8	17.5	24	137	562.0	514.0
IPE 600	122	600	220	12.0	19.0	24	156	562.0	514.0
IPE 600 0	154	610	224	15.0	24.0	24	197	562.0	514.0
IPE 600R	144	606	216	14.0	23.0	24	184	562.0	514.0
IPE 600V	194	616	228	18.0	28.0	24	234	562.0	514.0
IPE 750 X 137	137	753	263	11.5	17.0	17	175	719.0	685.0
IPE 750 X 147	147	758	265	13.2	17.0	17	187	719.0	685.0
IPE 750 X 161	161	753	268	13.8	19.3	17	204	719.4	688.4
IPE750 X 173	173	762	267	14.4	21.6	17	221	719.8	644.0
IPE 750 X 185	185	766	267	14.9	23.6	17	236	719.8	584.0
IPE 750 X 196	196	770	268	15.6	25.4	17	251	719.2	685.2
IPE 750 X 210	210	775	268	16.0	28.0	17	268	719.0	685.0
IPE 750 X 22	222	778	269	17.0	30.5	17	283	719.0	685.0

STANDARD DIMENSIONAL PROGRAM

Designation	G	h	b	t_w	t_f	r	A	h_1	d
	kg/m	mm	mm	mm	mm	mm	cm^2	mm	mm
HE 100 AA	12.2	91	100	4.2	5.5	12	15.6	60	56
HE 100 A	16.7	96	100	5.0	8.0	12	21.2	60	56
HE 100 B	20.4	100	100	6.0	10	12	26.0	60	56
HE 120 AA	14.6	109	120	4.2	5.5	12	18.6	98	74
HE 120 A	19.9	114	120	5.0	8.0	12	25.3	98	74
HE 120 B	26.7	120	120	6.0	11.	12	34.0	98	74
HE 140 AA	18.1	128	140	4.3	6.0	12	23.0	116	92
HE 140 A	24.7	133	140	5.5	8.5	12	31.4	116	92
HE 140 B	33.7	140	140	7.0	12	12	43.0	116	92
HE 160 AA	23.0	146	160	4.5	7.0	15	30.4	134	104
HE 160 A	30.4	152	160	6.0	9.0	15	38.8	134	104
HE 160 B	42.6	160	160	8.0	13	15	54.3	134	104
HE 160 M	76.2	180	166	14	23	15	97.1	134	104
HE 180 AA	33.7	167	180	5.0	7.0	18	38.8	152	122
HE 180 A	35.5	171.	180	6.0	9.5	15	45.3	152	122
HE 180 B	51.2	180	180	8.5	14	15	65.3	152	122
HE 180 M	88.9	200	186	14.5	24	15	113	152	122
HE 200 AA	34.6	186	200	5.5	8.0	18	44.1	170	134
HE 200 A	42.3	190	200	6.5	10.0	18	53.8	170	134
HE 200 B	61.3	200	200	9.0	15.0	18	78.1	170	134
HE 200 M	103	220	206	15.0	25.0	18	131	170	134
HE 220 AA	40.4	205	220	6.0	8.5	18	51.5	188	152
HE 220 A	50.5	210	220	7.0	11.0	18	64.3	188	152
HE 220 B	71.5	220	220	9.5	16.5	18	91.0	188	152
HE 220 M	117	240	226	18.0	29.0	18	149	188	152
HE 240 AA	47.4	224	240	6.0	9.0	21	60.4	208	164
HE 240 A	60.3	230	240	7.5	12.0	21	76.8	208	164
HE 240 B	83.2	240	240	10.0	17.0	21	106	208	164
HE 240 M	157	270	248	18.0	32.0	21	200	208	164
HE 260 AA	54.1	224	260	6.5	9.5	24	69.0	225	117
HE 260 A	68.2	260	260	7.5	12.5	24	86.8	225	117
HE 260 B	93	260	260	10.0	17.5	24	118	225	117
HE 260 M	172	290	268	18.0	32.5	24	220	225	177

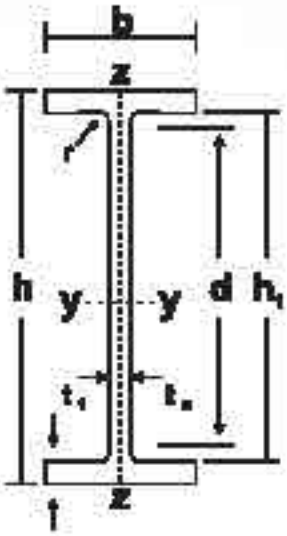

HEA/HEB/HEM

Specification - As Per ASTM A36/ EN 10025 S275JR

STANDARD DIMENSIONAL PROGRAM

[redacted]	G	h	b	t_w	t_f	r	A	b_1	d
	kg/m	mm	mm	mm	mm	mm	cm²	mm	mm
HE 100AA	61.3	294	300	7.0	10.0	24	78	244	196
HE 100A	76.4	290	300	8.0	14.0	24	97.3	244	196
HE 100 B	103	300	300	10.0	19.0	24	131	244	196
HE 100 M	169	320	300	16.5	33.0	24	216	244	196
HE 120AA	69.0	303	300	7.5	10.5	27	88.0	252	208
HE 120 A	88.3	290	300	8.5	14.0	27	112	252	208
HE 120 B	117	300	300	11.0	19.0	27	149	252	208
HE 120 C	177	330	300	16.0	29.0	27	225	252	208
HE 120 M	238	340	300	21.0	39.0	27	303	252	208
HE 140AA	74.3	301	300	8.0	11.0	27	94.6	279	235
HE 140A	87.6	330	300	9.0	15.5	27	124	279	235
HE 140 B	137	360	300	11.5	20.5	27	171	279	235
HE 140 M	245	359	300	21.0	40.0	27	312	279	235
HE 160AA	76.0	336	300	8.5	11.5	27	101	297	243
HE 160 A	185	330	300	9.5	16.5	27	133	297	243
HE 160 B	134	340	300	12.0	21.5	27	171	297	243
HE 160 M	245	377	300	21.0	40.0	27	316	297	243
HE 180AA	81.7	339	300	9.0	12.0	27	107	315	261
HE 180 A	112	330	300	10.0	17.5	27	143	315	261
HE 180 B	142	360	300	12.5	22.5	27	181	315	261
HE 180 M	250	395	300	21.0	40.0	27	319	315	261
HE 200AA	92.4	378	300	9.5	13.0	27	118	352	298
HE 200 X 107	107	384	297	10.0	16.0	27	136	352	298
HE 200A	125	390	300	11.0	19.0	27	159	352	298
HE 200 B	155	400	300	13.5	24.0	27	198	352	298
HE 200 M	256	432	307	21.0	40.0	27	326	352	298
HE 220AA	100	425	300	10.0	13.5	27	127	398	344
HE 220 X 125	125	433	300	10.9	16.5	27	158	398	344
HE 220A	140	440	300	11.5	21.0	27	179	398	344
HE 220 B	171	450	300	14.0	26.0	27	218	398	344
HE 220 M	263	478	307	21.0	40.0	27	335	398	344
HE 240AA	187	472	300	10.5	14.0	27	237	444	390
HE 240 A	153	490	300	12.0	23.0	27	198	444	390
HE 240 B	187	500	300	14.5	28.0	27	239	444	390
HE 240 M	270	524	306	21.0	40.0	27	344	444	390

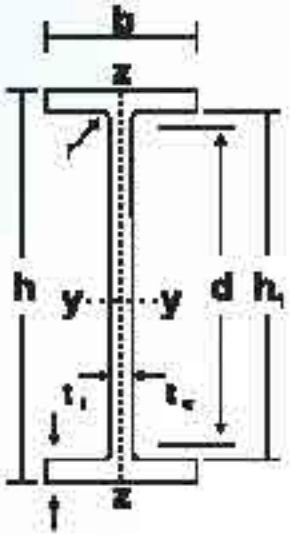

STANDARD DIMENSIONAL PROGRAM

[redacted]	G	h	b	t_w	t_f	r	A	b_1	d
	kg/m	mm	mm	mm	mm	mm	cm²	mm	mm
HE 550AA	120	528	300	11.5	15.0	27	153	492	438
HE 550A	166	540	300	12.5	24.0	27	212	492	438
HE 550 B	199	550	300	16.0	29.0	27	254	492	438
HE 550 M	278	572	300	21.0	40.0	27	354	492	438
HE 600AA	129	571	300	12.0	15.5	27	164	540	486
HE 600 X 137	137	585	300	13.0	17.5	27	175	540	486
HE 600 X 151	151	592	300	11.6	20.5	27	193	540	486
HE 600 X 174	174	606	300	13.6	23.5	27	223	540	486
HE 600A	178	590	300	13.0	25.0	27	226	540	486
HE 600 B	212	600	300	15.5	30.0	27	270	540	486
HE 600 M	293	620	305	21.0	40.0	27	374	540	486
HE 650AA	139	620	300	12.5	16.0	27	176	588	534
HE 650A	169	640	300	13.5	26.0	27	215	588	534
HE 650 B	225	650	300	16.0	31.0	27	286	588	534
HE 650 M	303	666	305	21.0	40.0	27	374	588	534
HE 700AA	150	670	300	13.0	17.0	27	191	636	582
HE 700 X 166	166	678	300	12.5	21.0	27	212	636	582
HE 700 A	204	690	300	14.5	27.0	27	260	636	582
HE 700 B	241	700	300	17.0	32.0	27	306	636	582
HE 700 M	301	716	304	21.0	40.0	27	383	636	582
HE 800AA	172	770	300	14.0	18.0	30	218	734	674
HE 800 A	224	790	300	16.0	28.0	30	286	734	674
HE 800 B	302	800	300	17.5	33.0	30	384	734	674
HE 800 M	317	814	303	21.0	40.0	30	404	734	674
HE 900AA	198	870	300	15.0	20.0	30	252	830	770
HE 900 A	252	890	300	16.5	30.0	30	321	830	770
HE 900 B	291	900	300	18.5	35.0	30	371	830	770
HE 900 M	333	920	302	21.0	40.0	30	424	830	770
HE 1000AA	222	970	300	16.0	21.0	30	282	930	860
HE 1000A	272	990	300	16.5	31.0	30	347	930	860
HE 1000 B	314	1000	300	19.0	36.0	30	400	930	860
HE 1000 M	349	1020	302	21.0	40.0	30	444	930	860

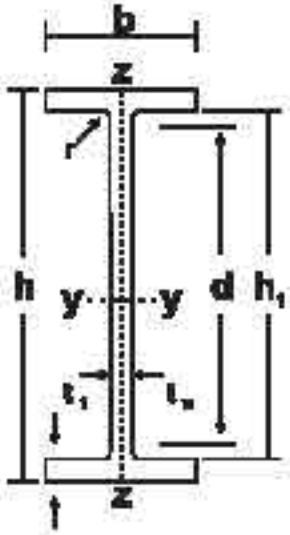

Universal Beams/Universal Columns

Specification - As Per EN 10025 S275JR / BS 4360 GR 43A

STANDARD DIMENSIONAL PROGRAM

Designation	Mass per metre	Depth of Section h	Width of Section b	Thickness Web s	Thickness Flange t	Root radius r	Depth between fillets d	Ratios for Local Buckling Flange	Ratios for Local Buckling Web
	kg/m	mm	mm	mm	mm	mm	mm	b/t	d/s
610 x 305 x 149	149.1	612.4	304.8	11.8	19.7	16.5	540.0	7.74	45.8
610 x 305 x 179	179.0	620.2	307.1	14.1	23.6	16.5	540.0	6.51	38.3
610 x 305 x 238	238.1	635.8	311.4	18.4	31.4	16.5	540.0	4.96	29.3
686 x 254 x 125	125.2	677.9	253.0	11.7	16.2	15.2	615.1	7.81	52.6
686 x 254 x 140	140.1	683.5	253.7	12.4	19.0	15.2	615.1	6.68	49.6
686 x 254 x 152	152.4	687.5	254.5	13.2	21.0	15.2	615.1	6.06	46.6
686 x 254 x 170	170.2	692.9	255.8	14.5	23.7	15.2	615.1	5.40	42.4
762 x 267 x 134	133.9	750.0	264.4	12.0	15.5	16.5	686.0	8.53	57.2
762 x 267 x 147	146.9	754.0	265.2	12.8	17.5	16.5	686.0	7.58	53.6
762 x 267 x 173	173.0	762.2	266.7	14.3	21.6	16.5	686.0	6.17	48.0
762 x 267 x 197	196.8	769.8	268.0	15.6	25.4	16.5	686.0	5.28	44.0
838 x 292 x 176	175.9	834.9	291.7	14.0	18.8	17.8	761.7	7.76	54.4
838 x 292 x 194	193.8	840.7	292.4	14.7	21.7	17.8	761.7	6.74	51.8
838 x 292 x 226	226.5	850.9	293.8	16.1	26.8	17.8	761.7	5.48	47.3
914 x 305 x 201	200.9	903.0	303.3	15.1	20.2	19.1	824.4	7.51	54.6
914 x 305 x 224	224.2	910.4	304.1	15.9	23.9	19.1	824.4	6.36	51.8
914 x 305 x 253	253.4	918.4	305.5	17.3	27.9	19.1	824.4	5.47	47.7
914 x 305 x 289	289.1	926.6	307.7	19.5	32.0	19.1	824.4	4.81	42.3
914 x 419 x 343	343.3	911.8	418.5	19.4	32.0	24.1	799.6	6.54	41.2
914 x 419 x 388	388.0	921.0	420.5	21.4	36.6	24.1	799.6	5.74	37.4
1016 x 305 x 222	222.0	970.3	300.0	16.0	21.1	30.0	867.9	7.11	54.4
1016 x 305 x 249	248.7	980.2	300.0	16.5	26.0	30.0	868.1	5.77	52.7
1016 x 305 x 272	272.3	990.1	300.0	16.5	31.0	30.0	868.1	4.84	52.7
1016 x 305 x 314	314.3	1000.0	300.0	19.1	35.9	30.0	868.1	4.18	45.6
1016 x 305 x 349	349.4	1008.1	302.0	21.1	40.0	30.0	868.1	3.78	41.2
1016 x 305 x 393	392.7	1016.0	303.0	24.4	43.9	30.0	868.1	3.45	35.7
1016 x 305 x 438	438.0	1025.9	305.4	26.9	49.0	30.0	868.1	3.12	32.3
1016 x 305 x 487	487.0	1036.1	308.5	30.0	54.1	30.0	867.9	2.85	28.9

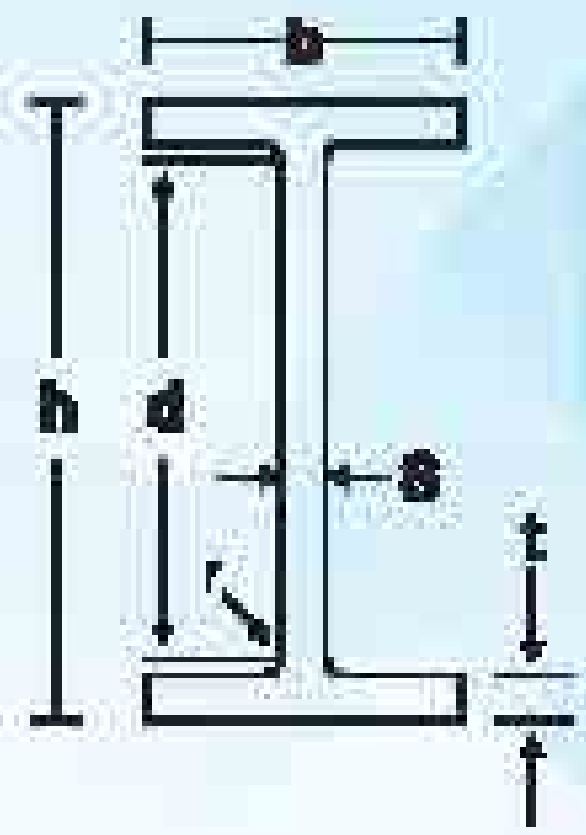

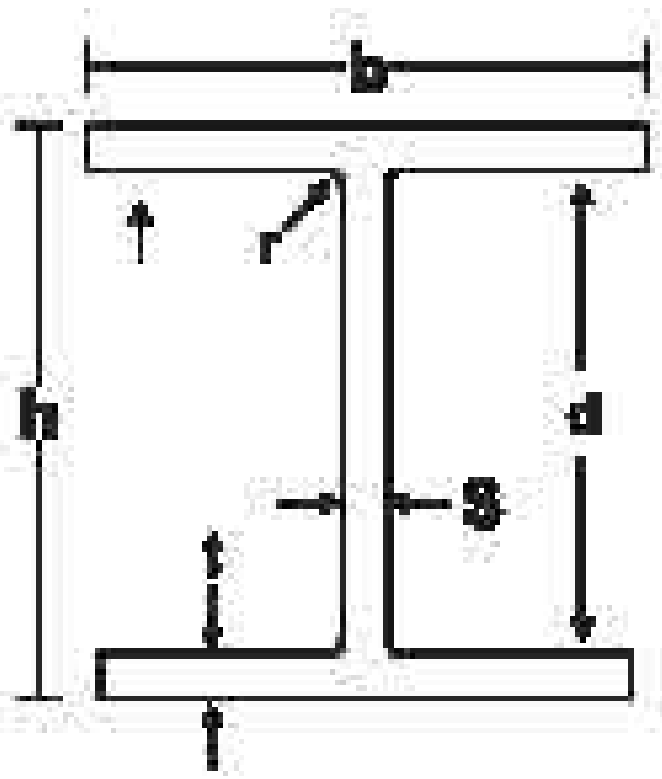

STANDARD DIMENSIONAL PROGRAM

Designation	Mass per metre	Depth of Section h	Width of Section b	Thickness Web s	Thickness Flange t	Root radius r	Depth between fillets d	Ratios for Local Buckling Flange	Ratios for Local Buckling Web
	kg/m	mm	mm	mm	mm	mm	mm	b/t	d/s
152 x 152 x 23	23.0	152.4	152.2	5.8	6.8	7.6	123.6	11.2	21.3
152 x 152 x 30	30.0	157.6	152.9	6.5	9.4	7.6	123.6	8.13	19.0
152 x 152 x 37	37.0	161.8	154.4	8.0	11.5	7.6	123.6	6.71	15.4
203 x 203 x 46	46.1	203.2	203.6	7.2	11.0	10.2	160.8	9.25	22.3
203 x 203 x 52	52.0	206.2	204.3	7.9	12.5	10.2	160.8	8.17	20.4
203 x 203 x 60	60.0	209.6	205.8	9.4	14.2	10.2	160.8	7.25	17.1
203 x 203 x 71	71.0	215.8	206.4	10.0	17.3	10.2	160.8	5.97	16.1
203 x 203 x 86	86.1	222.2	209.1	12.7	20.5	10.2	160.8	5.10	12.7
254 x 254 x 73	73.1	254.1	254.6	8.6	14.2	12.7	200.3	8.96	23.3
254 x 254 x 89	88.9	260.3	256.3	10.3	17.3	12.7	200.3	7.41	19.4
254 x 254 x 107	107.1	266.7	258.8	12.8	20.5	12.7	200.3	6.31	15.6
254 x 254 x 132	132.0	276.3	261.3	15.3	25.3	12.7	200.3	5.16	13.1
254 x 254 x 167	167.1	289.1	265.2	19.2	31.7	12.7	200.3	4.18	10.4
305 x 305 x 97	96.9	307.9	305.3	9.9	15.4	15.2	246.7	9.91	24.9
305 x 305 x 118	117.9	314.5	307.4	12.0	18.7	15.2	246.7	8.22	20.6
305 x 305 x 137	136.9	320.5	309.2	13.8	21.7	15.2	246.7	7.12	17.9
305 x 305 x 158	158.1	327.1	311.2	15.8	25.0	15.2	246.7	6.22	15.6
305 x 305 x 198	198.1	339.9	314.5	19.1	31.4	15.2	246.7	5.01	12.9
305 x 305 x 240	240.0	352.5	318.4	23.0	37.7	15.2	246.7	4.22	10.7
305 x 305 x 283	282.9	365.3	322.2	26.8	44.1	15.2	246.7	3.65	9.21
356 x 368 x 129	129.0	355.6	368.6	10.4	17.5	15.2	290.2	10.5	27.9
356 x 368 x 153	152.9	362.0	370.5	12.3	20.7	15.2	290.2	8.95	23.6
356 x 368 x 177	177.0	368.2	372.6	14.4	23.8	15.2	290.2	7.83	20.2
356 x 368 x 202	201.9	374.6	374.7	16.5	27.0	15.2	290.2	6.94	17.6
356 x 406 x 235	235.1	381.0	394.8	18.4	30.2	15.2	290.2	6.54	15.8
356 x 406 x 287	287.1	393.6	399.0	22.6	36.5	15.2	290.2	5.47	12.8
356 x 406 x 340	339.9	406.4	403.0	26.6	42.9	15.2	290.2	4.70	10.9
356 x 406 x 393	393.0	419.0	407.0	30.6	49.2	15.2	290.2	4.14	9.48
356 x 406 x 467	467.0	436.6	412.2	35.8	58.0	15.2	290.2	3.55	8.11
356 x 406 x 551	551.0	455.6	418.5	42.1	67.5	15.2	290.2	3.10	6.89
356 x 406 x 634	633.9	474.6	424.0	47.6	77.0	15.2	290.2	2.75	6.10

Universal Beams

Specification - As Per EN 10025 S275JR / BS 4360 GR 43A

STANDARD DIMENSIONAL PROGRAM

[illegible]	[illegible]	[illegible]	[illegible]	[illegible]	[illegible]	[illegible]	[illegible]	[illegible]	[illegible]
[illegible]	[illegible]	[illegible]	[illegible]	[illegible]	[illegible]	[illegible]	[illegible]	[illegible]	[illegible]
[illegible]	[illegible]	[illegible]	[illegible]	[illegible]	[illegible]	[illegible]	[illegible]	[illegible]	[illegible]
[illegible]	[illegible]	[illegible]	[illegible]	[illegible]	[illegible]	[illegible]	[illegible]	[illegible]	[illegible]
[illegible]	[illegible]	[illegible]	[illegible]	[illegible]	[illegible]	[illegible]	[illegible]	[illegible]	[illegible]
[illegible]	[illegible]	[illegible]	[illegible]	[illegible]	[illegible]	[illegible]	[illegible]	[illegible]	[illegible]
[illegible]	[illegible]	[illegible]	[illegible]	[illegible]	[illegible]	[illegible]	[illegible]	[illegible]	[illegible]
[illegible]	[illegible]	[illegible]	[illegible]	[illegible]	[illegible]	[illegible]	[illegible]	[illegible]	[illegible]
[illegible]	[illegible]	[illegible]	[illegible]	[illegible]	[illegible]	[illegible]	[illegible]	[illegible]	[illegible]
[illegible]	[illegible]	[illegible]	[illegible]	[illegible]	[illegible]	[illegible]	[illegible]	[illegible]	[illegible]
[illegible]	[illegible]	[illegible]	[illegible]	[illegible]	[illegible]	[illegible]	[illegible]	[illegible]	[illegible]
[illegible]	[illegible]	[illegible]	[illegible]	[illegible]	[illegible]	[illegible]	[illegible]	[illegible]	[illegible]
[illegible]	[illegible]	[illegible]	[illegible]	[illegible]	[illegible]	[illegible]	[illegible]	[illegible]	[illegible]
[illegible]	[illegible]	[illegible]	[illegible]	[illegible]	[illegible]	[illegible]	[illegible]	[illegible]	[illegible]
[illegible]	[illegible]	[illegible]	[illegible]	[illegible]	[illegible]	[illegible]	[illegible]	[illegible]	[illegible]
[illegible]	[illegible]	[illegible]	[illegible]	[illegible]	[illegible]	[illegible]	[illegible]	[illegible]	[illegible]
[illegible]	[illegible]	[illegible]	[illegible]	[illegible]	[illegible]	[illegible]	[illegible]	[illegible]	[illegible]
[illegible]	[illegible]	[illegible]	[illegible]	[illegible]	[illegible]	[illegible]	[illegible]	[illegible]	[illegible]
[illegible]	[illegible]	[illegible]	[illegible]	[illegible]	[illegible]	[illegible]	[illegible]	[illegible]	[illegible]
[illegible]	[illegible]	[illegible]	[illegible]	[illegible]	[illegible]	[illegible]	[illegible]	[illegible]	[illegible]
[illegible]	[illegible]	[illegible]	[illegible]	[illegible]	[illegible]	[illegible]	[illegible]	[illegible]	[illegible]
[illegible]	[illegible]	[illegible]	[illegible]	[illegible]	[illegible]	[illegible]	[illegible]	[illegible]	[illegible]
[illegible]	[illegible]	[illegible]	[illegible]	[illegible]	[illegible]	[illegible]	[illegible]	[illegible]	[illegible]

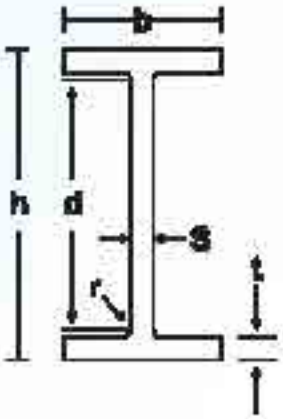

STANDARD DIMENSIONAL PROGRAM

[illegible]	[illegible]	[illegible]	[illegible]	[illegible]	[illegible]	[illegible]	[illegible]	[illegible]	[illegible]
[illegible]	[illegible]	[illegible]	[illegible]	[illegible]	[illegible]	[illegible]	[illegible]	[illegible]	[illegible]
[illegible]	[illegible]	[illegible]	[illegible]	[illegible]	[illegible]	[illegible]	[illegible]	[illegible]	[illegible]
[illegible]	[illegible]	[illegible]	[illegible]	[illegible]	[illegible]	[illegible]	[illegible]	[illegible]	[illegible]
[illegible]	[illegible]	[illegible]	[illegible]	[illegible]	[illegible]	[illegible]	[illegible]	[illegible]	[illegible]
[illegible]	[illegible]	[illegible]	[illegible]	[illegible]	[illegible]	[illegible]	[illegible]	[illegible]	[illegible]
[illegible]	[illegible]	[illegible]	[illegible]	[illegible]	[illegible]	[illegible]	[illegible]	[illegible]	[illegible]
[illegible]	[illegible]	[illegible]	[illegible]	[illegible]	[illegible]	[illegible]	[illegible]	[illegible]	[illegible]
[illegible]	[illegible]	[illegible]	[illegible]	[illegible]	[illegible]	[illegible]	[illegible]	[illegible]	[illegible]
[illegible]	[illegible]	[illegible]	[illegible]	[illegible]	[illegible]	[illegible]	[illegible]	[illegible]	[illegible]
[illegible]	[illegible]	[illegible]	[illegible]	[illegible]	[illegible]	[illegible]	[illegible]	[illegible]	[illegible]
[illegible]	[illegible]	[illegible]	[illegible]	[illegible]	[illegible]	[illegible]	[illegible]	[illegible]	[illegible]
[illegible]	[illegible]	[illegible]	[illegible]	[illegible]	[illegible]	[illegible]	[illegible]	[illegible]	[illegible]
[illegible]	[illegible]	[illegible]	[illegible]	[illegible]	[illegible]	[illegible]	[illegible]	[illegible]	[illegible]
[illegible]	[illegible]	[illegible]	[illegible]	[illegible]	[illegible]	[illegible]	[illegible]	[illegible]	[illegible]
[illegible]	[illegible]	[illegible]	[illegible]	[illegible]	[illegible]	[illegible]	[illegible]	[illegible]	[illegible]
[illegible]	[illegible]	[illegible]	[illegible]	[illegible]	[illegible]	[illegible]	[illegible]	[illegible]	[illegible]
[illegible]	[illegible]	[illegible]	[illegible]	[illegible]	[illegible]	[illegible]	[illegible]	[illegible]	[illegible]
[illegible]	[illegible]	[illegible]	[illegible]	[illegible]	[illegible]	[illegible]	[illegible]	[illegible]	[illegible]
[illegible]	[illegible]	[illegible]	[illegible]	[illegible]	[illegible]	[illegible]	[illegible]	[illegible]	[illegible]
[illegible]	[illegible]	[illegible]	[illegible]	[illegible]	[illegible]	[illegible]	[illegible]	[illegible]	[illegible]
[illegible]	[illegible]	[illegible]	[illegible]	[illegible]	[illegible]	[illegible]	[illegible]	[illegible]	[illegible]
[illegible]	[illegible]	[illegible]	[illegible]	[illegible]	[illegible]	[illegible]	[illegible]	[illegible]	[illegible]
[illegible]	[illegible]	[illegible]	[illegible]	[illegible]	[illegible]	[illegible]	[illegible]	[illegible]	[illegible]
[illegible]	[illegible]	[illegible]	[illegible]	[illegible]	[illegible]	[illegible]	[illegible]	[illegible]	[illegible]
[illegible]	[illegible]	[illegible]	[illegible]	[illegible]	[illegible]	[illegible]	[illegible]	[illegible]	[illegible]
[illegible]	[illegible]	[illegible]	[illegible]	[illegible]	[illegible]	[illegible]	[illegible]	[illegible]	[illegible]
[illegible]	[illegible]	[illegible]	[illegible]	[illegible]	[illegible]	[illegible]	[illegible]	[illegible]	[illegible]
[illegible]	[illegible]	[illegible]	[illegible]	[illegible]	[illegible]	[illegible]	[illegible]	[illegible]	[illegible]
[illegible]	[illegible]	[illegible]	[illegible]	[illegible]	[illegible]	[illegible]	[illegible]	[illegible]	[illegible]
[illegible]	[illegible]	[illegible]	[illegible]	[illegible]	[illegible]	[illegible]	[illegible]	[illegible]	[illegible]
[illegible]	[illegible]	[illegible]	[illegible]	[illegible]	[illegible]	[illegible]	[illegible]	[illegible]	[illegible]
[illegible]	[illegible]	[illegible]	[illegible]	[illegible]	[illegible]	[illegible]	[illegible]	[illegible]	[illegible]
[illegible]	[illegible]	[illegible]	[illegible]	[illegible]	[illegible]	[illegible]	[illegible]	[illegible]	[illegible]
[illegible]	[illegible]	[illegible]	[illegible]	[illegible]	[illegible]	[illegible]	[illegible]	[illegible]	[illegible]
[illegible]	[illegible]	[illegible]	[illegible]	[illegible]	[illegible]	[illegible]	[illegible]	[illegible]	[illegible]

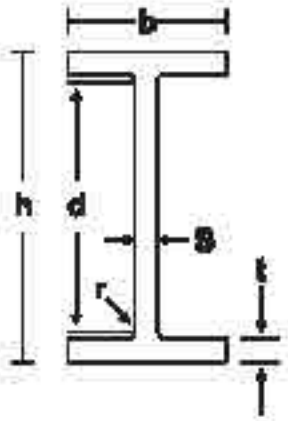

Miscellaneous Products

ITEM LIST

1. Galvanized Iron Grating
2. Mild Steel Expanded Metal

APPLICATIONS

Structural Use

Fabrication

Construction Industry

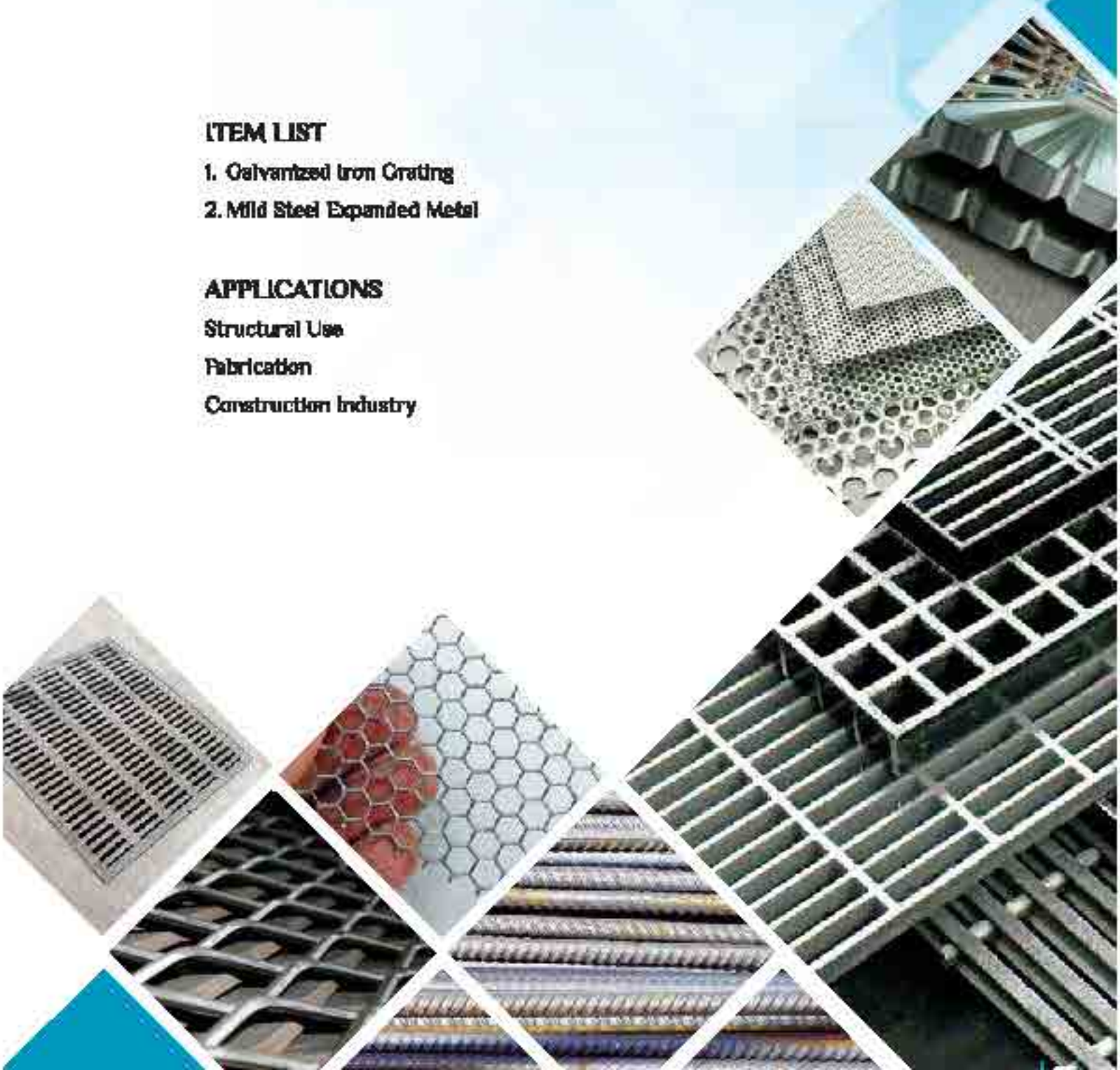

Galvanized Iron Grating

Specification - As Per EN 10025 S275JR/ BS 4360 GR 43A/ ASTM A36

STANDARD DIMENSIONAL PROGRAM

Size	Wt/Pc (Kg)
G.I. GRATING 3'X20'X25X3MM	100.35
G.I. GRATING 3'X20'X25X4MM	129
G.I. GRATING 3'X20'X25X4.5MM	145
G.I. GRATING 3'X20'X30X4MM	152
G.I. GRATING 3'X20'X30X4.5MM	171
G.I. GRATING 3'X20'X38X4MM	188
G.I. GRATING 3'X20'X38X4.5MM	212
G.I. GRATING 3'X20'X40X4MM	196
G.I. GRATING 3'X20'X40X4.5MM	222
G.I. GRATING 3'X20'X50X4.5MM	273

Mild Steel Expanded Metal

Specification - As Per BS 1449 PART 1 -1983 HR2/ JIS G3351 STD TYPE

STANDARD DIMENSIONAL PROGRAM

Size	Wt/Pc (Kg)
EXPANDED METAL 4'X8'X2.3MM	9.46
M.S. EXPANDED METAL 4'X8'X3.2MM	17.60
M.S. EXPANDED METAL 4'X8'X4.5MM	30.90
M.S. EXPANDED METAL 4'X8'X6.0MM	54.40
M.S. EXPANDED METAL 4'X8'X8.0MM	93.30

Super Supplies LLC



Super Supplies LLC



Super Supplies Co. LLC
PO Box 44791 Abu Dhabi, UAE
Tel: +971 2 5545786 Fax: + 971 2 5551787
Mobile: +971 50 8569786 / 050 7911751
E-mail: supersup@emirates.net.ae