

Nafeza
upVC Windows & Doors

nafeza-upvc.com

Company **Profile**

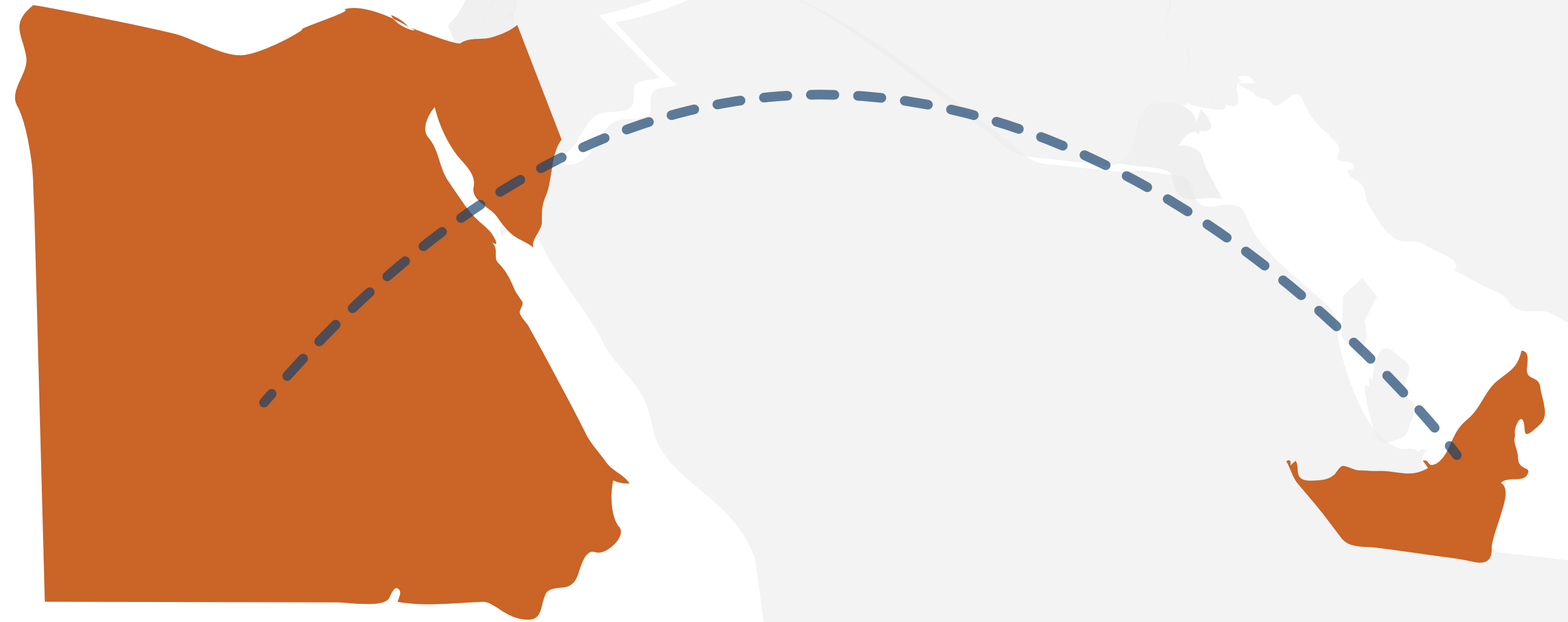
Your Vision, Perfected In Every Window And Door



Our inaugural branch was launched in Alexandria, Egypt, and we have recently expanded with a new branch in the industrial area of Ras Al Khaimah and UAE

About Nafeza


Founded in 2009, Nafeza has cultivated a robust presence **over 15 years**, specializing in the production of high-quality windows, doors, and homogeneous panels made from uPVC.



Our Services



Providing and executing sector designs for clients through our distinguished designers



Executing necessary insulation, rubber, and silicone work for glass, doors, and windows



Assembling and installing sectors



Capability to shape and alter sectors to suit the final design



Shaping homogeneous panels (uPVC)

Services Network



Consult & Price Estimation

We have a professional team for consultation, evaluation designed to meet the requirements.



Site Measurement & Preparation

Construction measurement with advanced technology before installation.



Fabrication & Installation

Modern equipment And expert team to assemble and transport and installation of international standard.



Sales Service

After-sales service with faster and impression.
E-mai:Info@Nafeza-upvc.com



Long-Term Warranty

at Nafeza PVC Profiles have 5 years warranty for color and the profile itself. All accessories and hardware have 1 Year profile.


Why To Choose Us!



Our product's flexibility in shaping to suit the desired design allows endless design possibilities



The product's durability and color stability withstand strong sunlight and high temperatures in the UAE & the Middle East.



Our UPVC provides protection against intrusions due to the many enhancements in the sector's mechanical devices, making it difficult to penetrate.



WEATHERPROOF



DUSTPROOF



THERMAL INSULATION



ENERGY EFFICIENT



MAINTENANCE FREE



STRONG & SECURE



LONG LIFE



LEAD-FREE

Our PRODUCTS




Sliding System Windows

- Gliding effortlessly open
- Beautiful & easy-to-use. Perfect for larger rooms
- Our Sliding Windows & Doors still offer all the benefits such as: Thermal insulation, Sand proofing, etc. while still smoothly riding on high quality steel tracks

Sliding System Doors

Flood your home with the beauty of the outside world with Nafeza uPVC sliding doors. With a gentle push, our sliding doors glide open sideways,



Our PRODUCTS



Tilt slide system

The Tilt & Slide door is unique in concept and design. The construction utilises a sash which slides free of the frame on a rail system enabling a full perimeter cam locking system to be employed. This design not only enables double sealing but also incorporates a useful tilt function providing optimum ventilation whilst maintaining a barrier to children and pets. It is these distinct features that make the Tilt & Slide door the ideal alternative to a standard sliding door. Our Tilt & Slide doors can be manufactured as double or single opening.

Our uPVC Tilt & Slide Doors slide smoothly and effortlessly to one side similar to inline sliding doors. They can also be tilted open, a feature that provides extra ventilation without needing to open the doors fully.

Tilt & Slide Doors are a combination of sliding doors and the tilt and turn windows. These doors are also very secure thanks to a robust multi-locking mechanism. They provide a 5 star energy seal and are very secure. These doors are capable of a very wide opening.



Lift Slide system

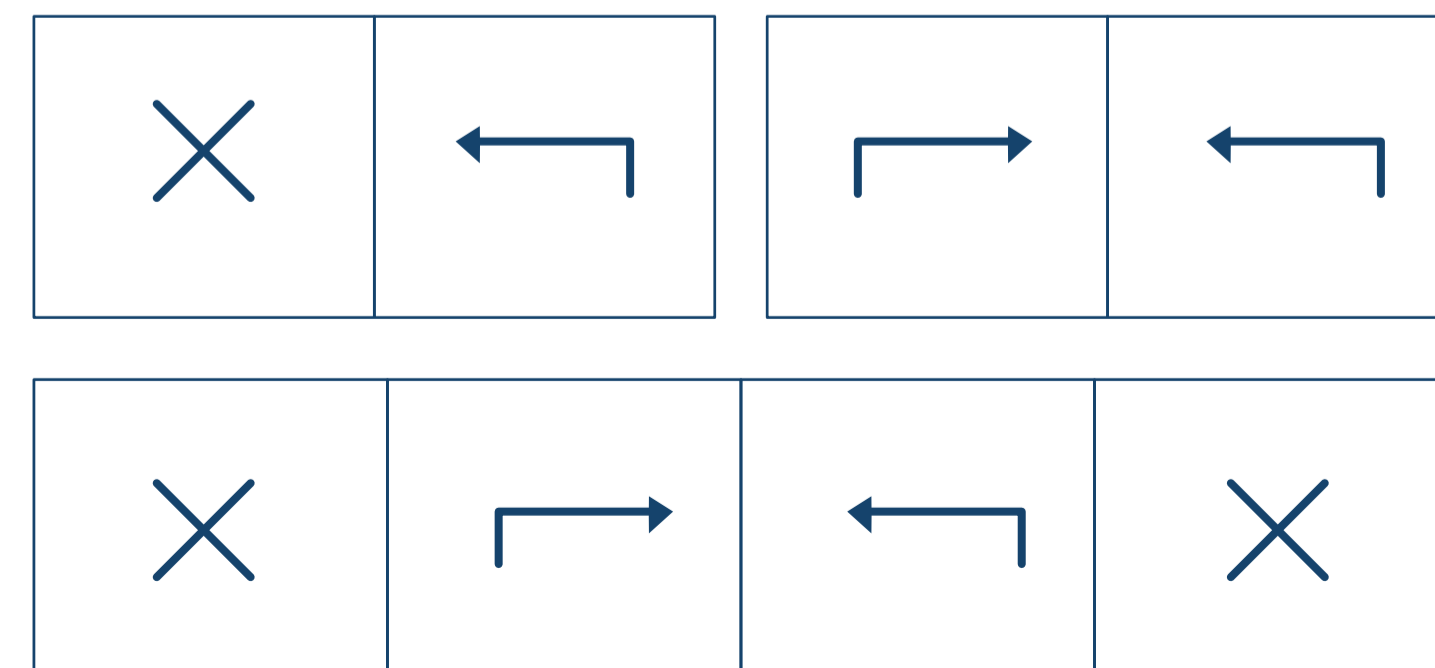
The HEBESCHIEBE Sliding System is a combination of aluminum and PVC sections with thermal break for enhanced thermal insulation. This system provides very large sections that only few can offer and makes possible very large sliding doors (up to 9') that is not feasible with regular uPVC systems. This premium sliding system comes with sophisticated and heavy-duty hardware and is a perfect fit for any oversized opening.

- Case Depth has a width of 170 mm.
- Door Sash Profile has a width of 70 mm.
- The wall thickness of the case and sash profile
- Heat insulation of the aluminium sill profile is A class. ensured with uPVC sill closure from the inside

Key Features

- Unobstructed views (due to large size of the shutters).
- Higher thermal insulation (compared to regular uPVC doors).
- Ultra stylish.
- Enhanced thermal and sound insulation with double or special glass option.

Key Features





Smart Slide

Smart-slide sliding door is a new solution in our offer of sliding doors.

Smart-slide sliding doors allow you to create a glazed structure with a total dimensions of 5.85 x 2.5 m. The locking around the perimeter of the leaf provides a high pressure force, and at the same time, when opened, the leaf moves extremely easily, using minimal force. This is a very important advantage, especially in comparison with the rear-slide structures, which, with a large number of opening / closing cycles, may be difficult to operate.

Smart-slide sliding doors are a new generation in the field of sliding patio doors, which are above all characterized by excellent technical features and comfort of operation.



Folding system

Appropriate design for PVC systems

- Perfect solution for wide-window and door terrace entrances
- Maximum energy savings with an ability to use frame gaps of up to 85 percent thanks to its folding system
- Casement width: 400-900 mm and casement length: Various system options of up to 2-7 casements at a length of 850 to 2.350 mm
- Casement carriage capacity of up to 80 kilograms
- Bottom-carriage and threshold system
- Perfect sound and heat insulation

Our PRODUCTS



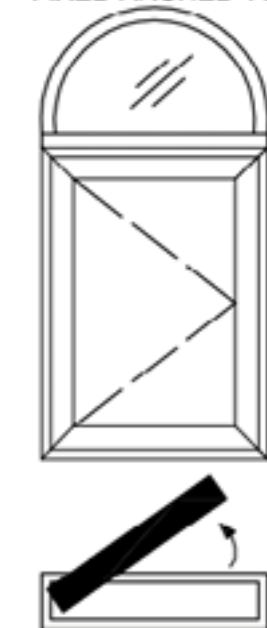
Arched Doors

Ever wondered what makes arched doors so enchanting? Arched uPVC doors are the secret behind those elegant, curved entrances that add a touch of sophistication to any space. These doors, crafted from durable and energy-efficient uPVC, come with beautifully curved tops that create a striking architectural feature. We offer three bespoke styles in this category, each designed to bring a unique charm to your home.

Key Features:

- Looks aesthetically pleasing.
- Adds softness to your space without spending large amount of money.
- Arched top head is fixed and the rectangular part has operable sashes.
- Works best for individual homes, especially for patio and external doors.
- Comes with grids for the exterior and interior side that enhance design aesthetics.
- Available in various configuration that include, Single Sash Side Hung, Double Sash Side Hung, Picture Windows, Palladian Windows.

COMBO SINGLE SASH
CASEMENT DOOR +
FIXED ARCHED TOP



Our PRODUCTS



Tilt and turn system

- Appropriate design for PVC systems
- Perfect solution for wide-window terrace entrances
- Semi-automatically controlled Casement carriage capacity of up to 130 kilograms
- Approved by cycle tests in accordance with ISO 13126-17 standards
- Options of applications for single-wing windows/doors with openings to the right or left, and double-wing windows/doors

Our PRODUCTS



CASEMENT DOORS

Ever wondered how do doors get their 'Push' or 'Pull' stickers on them? Casement doors make it possible. The doors that can be opened inwards and/or outwards with the help of hinges fixed on a frame are called casement doors. We have 3 bespoke styles available in this category.

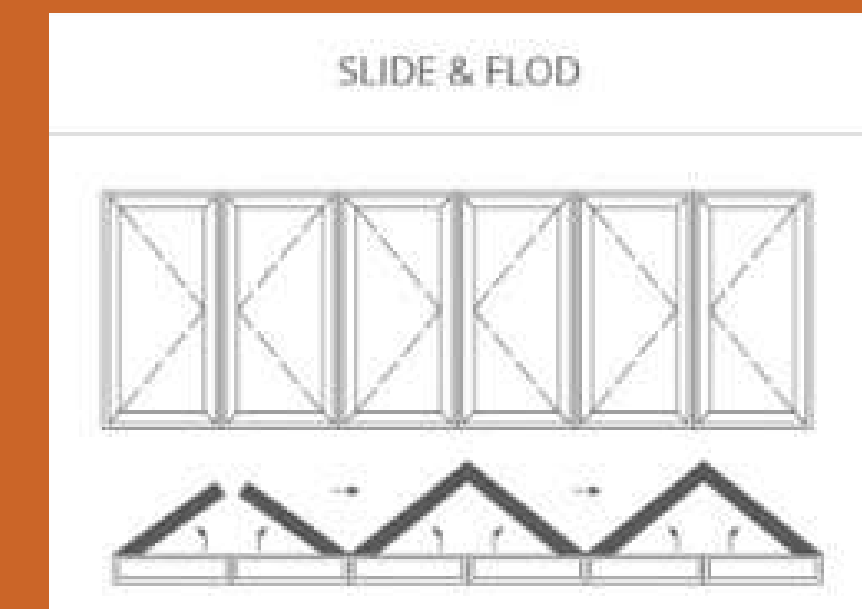
Types of Casement Doors



- 1-easy to use and maintain.
- 2-Looks aesthetically pleasing
- 3- Available in multiple size.
- 4-Open fully 100%
- 5-Highest level of water proofing
- 6-Act as barrier against dust



- 1-cost efficient.
- 2-Opens up to 50%
- 3-easy to use and maintain.
- 4-Comes with double sealing of TPV gaskets that enhances thermal and sound insulation
- 5- Lets you enjoy unobstructed view of the outside due to the large sashes.
- 6- Available in multiple size options.



- 1-Looks aesthetically
- 2- Eases cleaning
- 3- Secures completely
- 4-Comes in multiple size and sash options
- 5- Comes with double sealing of TPV gaskets
- 6- Ideal for banquet halls, partitioned balconies and verandas

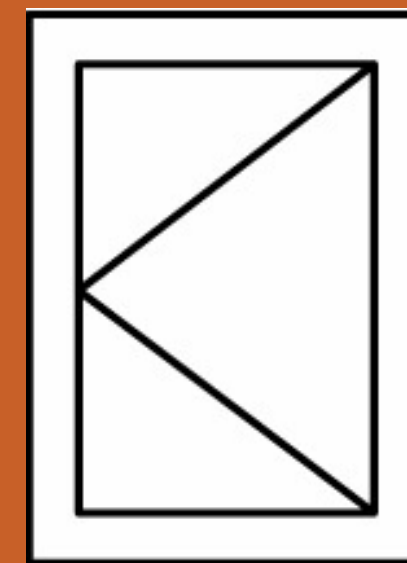
Our PRODUCTS



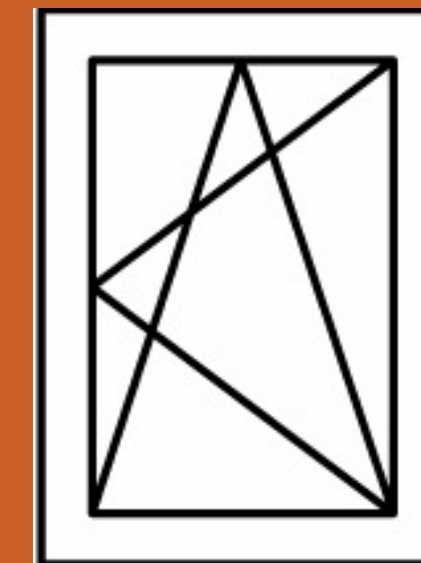
Casement Windows

Flood your home with the beauty of the outside world with NAFEZA uPVC Casement Windows. With a gentle push, our casement windows swing open outward, offering easy access to outdoor spaces. Available in a range of sizes, they can also be fitted with fly mesh depending on individual preferences.

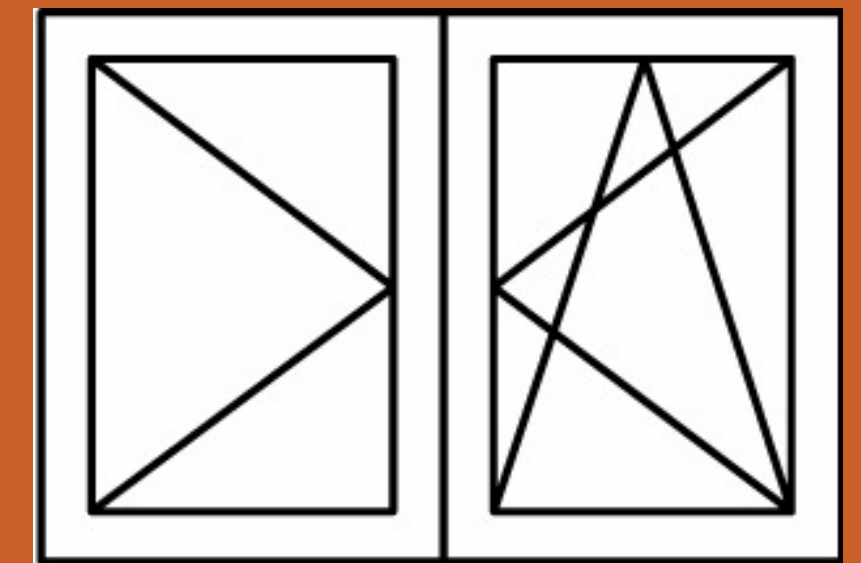
Types of Casement windows



- 1-easy to use and maintain
- 2-Looks aesthetically pleasing
- 3-Offers an unobstructed view.



- 1-Looks aesthetically
- 2- Eases cleaning
- 3- Secures completely



- 1-hinged on one side and open inward
- 2-maximising the fresh air that enters the room
- 3-They also include a central hinge so you can tilt them vertically, which allows for further ventilation and easy cleaning of the glass pane

Supplementary system

Relaxing & sitting area



winter garden

Elegant and refined, the Khaimah Style is a great addition to villas and large, classical style buildings. Perfect for tea times or get-togethers, Khaimah style are sure to add an extra touch of traditional beauty to your home.



majlis

One of our most popular designs, Majlis Style are a great addition for any home, blending traditional and modern design together and offering an open design perfect for hosting guests

Insect flyscreens

pleated insect screens effectively protect rooms from insects. They can be mounted both in the window recesses, as well as on the window frames. As a result they are compatible with all window systems, including both aluminum and PVC. The low-threshold design ideal for balcony and terrace doors is a major advantage of the system. The INSECT SYSTEM insect screen is available in three variants: single-sided, double-sided and centrally-oriented.



Shutter

Different sizes of polyurethane injected aluminum slats as 37 mm, 39 mm, 43 mm, 55 mm and 77 mm to ensure the desired visual effect and technical requirements of a single piece of roller shutter.

- Single/double walls for 55 mm, 60 mm, 77 mm and 100 mm aluminium extrusion slats
- Special aluminium extrusion profiles for commercial usage with light transmittance holes and bulletproof strength
- Aluminum boxes with the sizes of 137 mm, 150 mm, 165 mm, 180 mm, 205 mm, 250 mm, 300 mm, 330 mm, 350 mm and 400 mm
- Options for 45 degrees, 90 degrees, semi-circular and full circular in boxes and side covers
- Options for 40 mm, 60 mm and 70 mm octagonal galvanized steel tubes and 102 mm round steel tubes
- Integrated mosquito screen compliance Assortment of accessories to complement the system.

Accessories



window & door handles



window & door fittings

Espagnolette

The espagnolettes made of - high-quality materials, In combination with mushroom cams, guarantee high operation comfort and effective anti-burglary protection. They are also a key element for increasing efficiency. Thanks to the wedging system which reduces clearances and tolerance. All components can be screwed automatically, which guarantees the long-term operation of the espagnolette mechanism

Corner

The multifunctional corner is used in window sashes of all possible sizes. Thanks to it, opening, tilting and closing the windows is very easy. This is because the movement of the sash is suppressed at an early stage, and its simultaneous lifting ensures easy insertion of the sash into the frame. The main elements of the corner are a tilt catch, locking with mushroom cams, sash lift, and locking of improper sash operation.

Tilt and turn ending


The tilt and turn ending plays an important role in the window. It eliminates clearances and prevents deformation of window sashes in all sizes; permanently increases the comfort of operating thanks to the retrofitting in the form of a lift thanks to the pressure adjustment, it guarantees optimal tightness; guarantees an integrated guide and anti-theft protection when the window sash is in the tilt position

Trolleys

The trolleys used in the lift-and-slide patio doors have an integrated adjustment that allows the rear part of the leaf to be lifted by approx. 3 mm. At the same time, they provide flexible and safe adjustment of the sliding leaf position and perfect alignment of tolerances. Thanks to the possibility of adjustment on site, they guarantee easy sliding and a high degree of tightness. They are also available in the SOFT CLOSE version, which gently slows down the movement of the leaf in the last phase of closing



window & door fittings



Air latch

The air latch gives better support for closing the window by gently slowing down the sash. The large range of the closing support on the air latch allows you to close even really wide window sashes easily and effortlessly. Thanks to the standard slide made of high-quality plastic, the air latch gives high load-bearing capacity with minimal friction. It also acts as an integrated protection against latching in the tilting position, and a lock in the tilting position prevents improper operation of the window

Standard catch

The durable combination of steel and plastic guarantees exceptional wear resistance, higher comfort of use and easy operation. It has an optimized shape for the balcony door latch, and thanks to special undercuts of the catch, it guarantees optimal clamping force and easy closing. The catch requires almost no maintenance, is very durable and ensures smooth movement without friction. Due to a height of only 8 mm, it is the optimal solution even with low or narrow windows

Bottom hinge

Designed for sashes weighing up to 130 kg. It is flush with the bottom rebate of the window, all screws are covered, it can be varnished or covered with a plastic cover. The hinge lined with plastic reduces friction and has anti-burglary protection in the tilt position. It has a clamp adjustment.

Upper hinge (angled)

It has an integrated opening stop, thus preventing the window from slamming shut from the tilting position, e.g. in the case of a draught. The convenient connection of the angled hinge enables a well-thought-out and time-saving fitting process as well as a long-lasting, safe connection. The hinge is flush with the top rebate of the window, giving the window a subtle and modern look

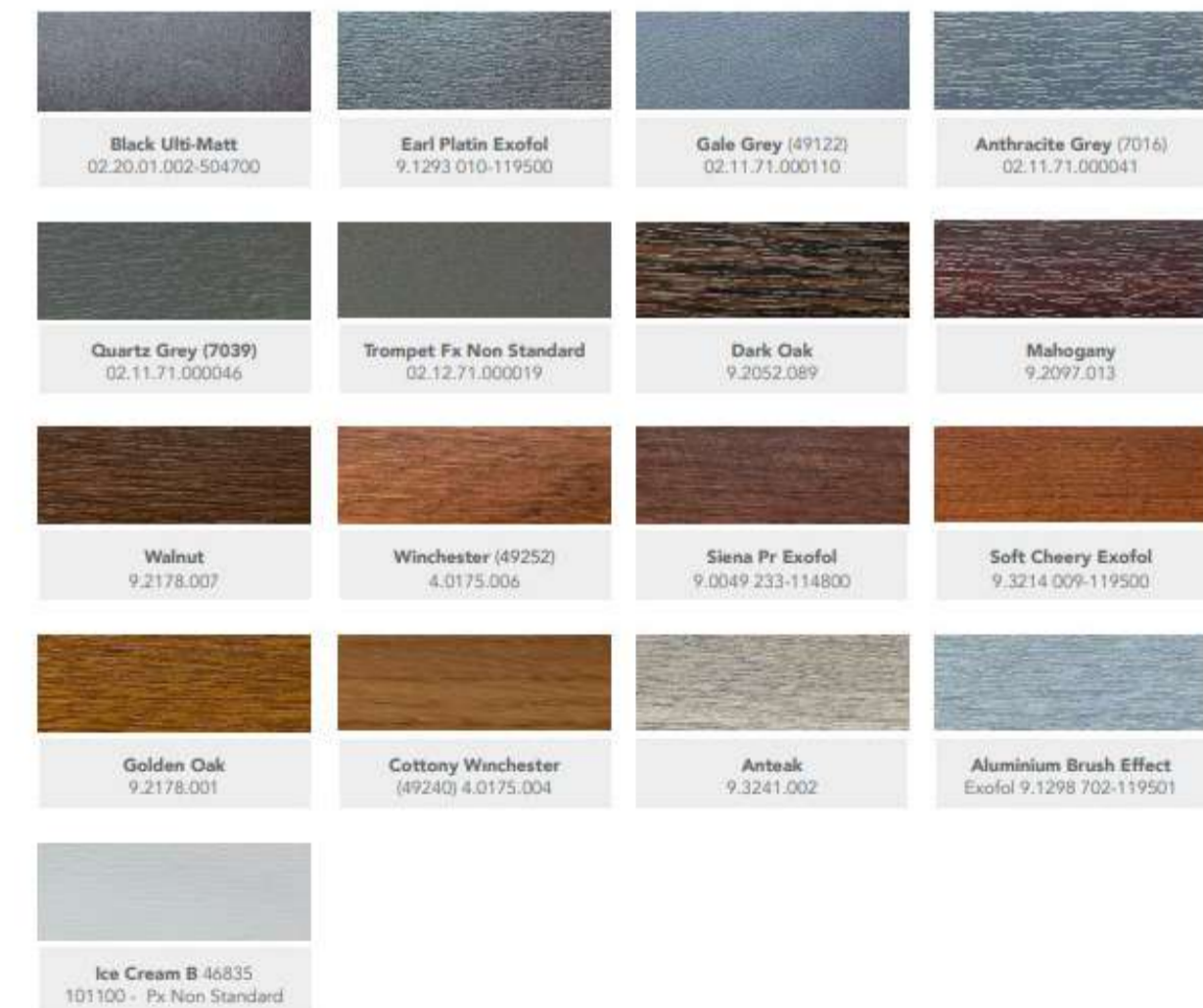
Hook bolt gear

Choosing various types of espagnolettes for the patio doors of HST type (lift-and-slide) results in a lot of possibilities. Thanks to this, we can freely set the level of comfort of operation, from standard solutions to those at a truly high level. The choice begins with determining the type of espagnolette: classic with two or more durable locking bolts or innovative, flush with the profile, with up to three hooks.



Lamination colors


Coloured windows are popular for setting a special accent and giving buildings a unique character. White facades in particular are now often combined with the trend colour anthracite. This creates a strong contrast that gives the building a special, design-oriented aesthetic. We manufacture window profiles with foils in a uniquely wide range of colours. Over 60 shades and wood decors are available. Particularly in demand at the moment are all kinds of grey tones, muted colours and, last but not least, wooden optics.





Handreil

Coloured windows are popular for setting a special accent and giving buildings a unique character. White facades in particular are now often combined with the trend colour anthracite. This creates a strong contrast that gives the building a special, design-oriented aesthetic. We manufacture window profiles with foils in a uniquely wide range of colours. Over 60 shades and wood decors are available. Particularly in demand at the moment are all kinds of grey tones, muted colours and, last but not least, wooden optics.



Our PRODUCTS




WPC DOORS



WPC doors are wood plastic composite material doors made from a combination of wood powder and plastic. So it also named wood plastic composite doors. They have a similar appearance and texture to solid wood doors but offer superior waterproof, rot-resistant, and durable properties.

WPC doors are typically manufactured by blending plastics such as PVC, PE, or PP with wood powder, followed by extrusion, cooling, shaping, and cutting processes. During the manufacturing process, additives such as anti-mold and anti-rot chemicals are incorporated to enhance the durability of WPC doors, making



Contact Us

 **Location:** TP Al Hamra Free Zone Shed 26, Ras Al Khaimah – U.A.E

 **Email:** Info@Nafeza-upvc.com

 **Phone Number:** +971 50 916 6929

 **Landline Number:** +971 7 2588303

Visit our website

www.nafeza-upvc.com

DOORS
WPC



Nafeza

uPVC WINDOWS & DOORS

CONTACT US FOR MORE

+97150 916 6929 | www.nafeza-upvc.com



Nafeza
uPVC WINDOWS & DOORS

WPC DOOR DESIGN



6NZ-1



6NZ-5



6NZ-4



6NZ-3



6NZ-2



Nafeza
uPVC WINDOWS & DOORS

WPC DOOR DESIGN



NH-01



NH-02



NH-03



NH-04



Nafeza
uPVC WINDOWS & DOORS

WPC DOOR DESIGN



NP-01



NP-02



NP-03



NP-04



Nafeza
uPVC WINDOWS & DOORS

WPC DOOR DESIGN



NP-05



NP-06



NP-07



NP-08



Nafeza
uPVC WINDOWS & DOORS

WPC DOORS DECREED



NP-09



NP-10



NP-11



NP-12



Nafeza
uPVC WINDOWS & DOORS

WPC DOOR DESIGN



NG-2001



NG-3001



NG-2002



Nafeza
uPVC WINDOWS & DOORS

WPC DOOR DESIGN



NG-4001



NG-4002



NG-4005



NG-4004



NG-4003



Nafeza
uPVC WINDOWS & DOORS

WPC DOOR DESIGN



NG-4001



NG-4002



NG-4005



NG-4004



NG-4003



Nafeza
uPVC WINDOWS & DOORS

WPC DOOR DESIGN



NG-4006



NG-4007



NG-4008



NG-4009



NG-4010



NG-4011



Nafeza
uPVC WINDOWS & DOORS

WPC DOOR DESIGN



NG-4012



NG-4013



NG-4014



NG-4015



NG-4016



NG-4017



Nafeza
uPVC WINDOWS & DOORS

WPC DOOR DESIGN



NG-4018



NG-4019



NG-4020



NG-4021



NG-4022



NG-4023



NG-4024



Nafeza
uPVC WINDOWS & DOORS

**WPC
DOOR
DESIGN**



NG-5001



NG-5002



NG-5003



NG-5004



NG-5005



NG-5006



NG-5007



NG-5008



NG-5009



NG-8001



Nafeza
uPVC WINDOWS & DOORS

WPC DOOR DESIGN



NZ-01



NZ-02



NZ-03



NZ-04



WPC DOOR DESIGN

Nafeza
uPVC WINDOWS & DOORS



NZ-06



NZ-05



NZ-07



NZ-08



NZ-09



NZ-10



NZ-11



Nafeza
uPVC WINDOWS & DOORS

WPC DOOR DESIGN



NGL-7001



NGL-8001



NGL-8002



NGL-8003



NGL-8004



Nafeza
uPVC WINDOWS & DOORS

WPC DOOR DESIGN



NTL-01



NTL-02



NTL-03



NTL-04



between wall
sliding door



exterior wall
sliding 2door



exterior wall
sliding door



Nafeza
uPVC WINDOWS & DOORS


**WPC
DOOR
DESIGN**




COLOURS



CL-1




CL-2




CL-3



CL-4



inside wall
sliding door



CL-5



CL-6



CL-7



CL-8



CL-9



CL-10



CL-11



CL-12



CL-13



CL-14



+971 50 916 6929



+971 7 2588303



www.nafeza-upvc.com



Info@Nafeza-upvc.com



TP Al Hamra Free Zone Shed 26, Ras Al Khaimah - U.A.E



Products Catalog

EXPLORE OUR STYLISH COLLECTION

www.nafeza-upvc.com

2025 COLLECTION





Nafeza

The
**WARDROB
SERIES**

A modern interior space featuring dark wood paneling and a glass partition. The room includes a white bench on the left, a central wooden wall with a small light fixture, and a doorway leading to a teal-colored area. The floor has a light-colored, wavy pattern.

Nafeza



Nafeza



Nafeza



Nafeza



Nafeza





Nafeza





Nafeza

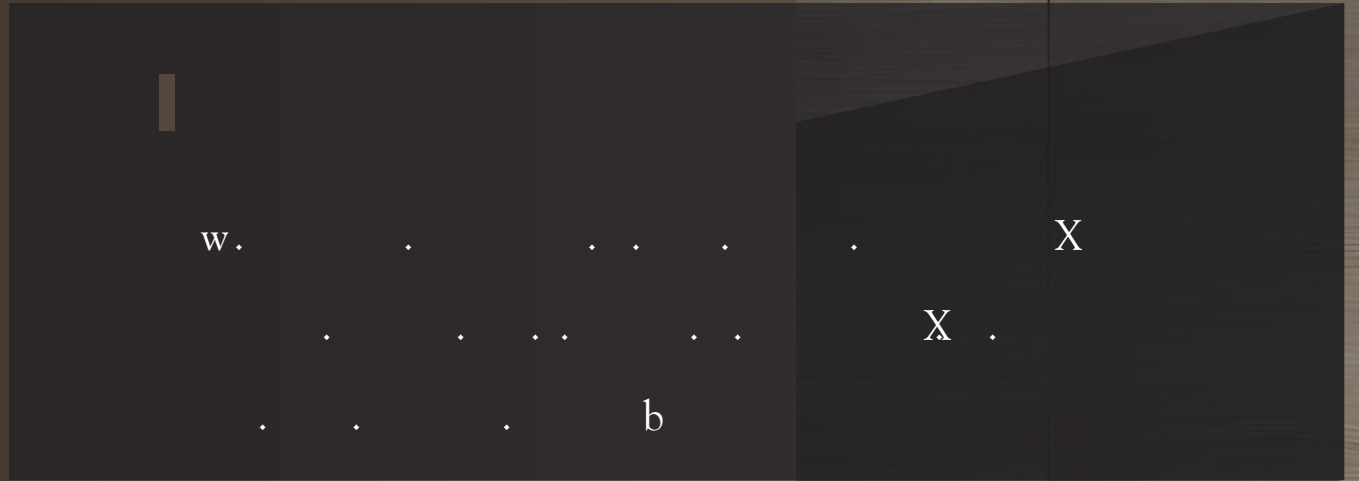


Nafeza



Nafeza

Nafeza



3 3

3 3 3 3 3 3 b

gz .
y

ae



Melamine

HARMONY SERIES

Harmony collection represents our most luxurious collection with a variety of deep, synchronized and registered embossed textures. Tailor made surfaces and designs that blend smoothly to create a sophisticated character able to match the most demanding needs.





Textured Melamine

Nafeza

SUPREME XS COLLECTION

The XS Collection has texture with a deep grain that is clearly inspired by wood. It can be combined with solid colors or wood grain decorative papers. An ideal finish for interior design projects that require the realistic representation of wood.



D

D

D

D

Melamine

Nafeza

SUPREME GLX COLLECTION

GLX is inspired by the urban architecture that is characterized by the industrial look, it reflects the minimalism and industrial feeling of concrete, stones, marbles and oxidized metals.




Melamine

Nafeza

SUPREME PLEX COLLECTION

Plex texture reproduces the fabric and textile effect and patterns. An ideal solution for the modern architectural philosophy that create a cozy living space.



B



B

Textured Melamine

Nafeza

3D SERIES

The 3D texture has a deep grain that is clearly inspired by wood. It can be combined with solid colors or wood grain decorative papers. An ideal finish for interior design projects that require the realistic representation of wood.



D



D



D




D



D D



D D



D



D



D






D

Melamine

Nafeza

CLASSIC COLLECTION

Classic is our most economical, budget collection.



B


B

B B



B

B



B B

B

B

Decorative wood veneers

VENEER COLLECTION

The distinct beauty they lend to the space where they are used demonstrates good taste and a high standard of living. The wide variety (60+) available can satisfy every aesthetic requirement for any space.



v B



v



v B



w



w B



w B B



w B



w B



y B



y B



y



y



z B B B



B

Decorative wood veneers

VENEER COLLECTION

The distinct beauty they lend to the space where they are used demonstrates good taste and a high standard of living. The wide variety (60+) available can satisfy every aesthetic requirement for any space.



B



B

B

B



B



B



B



B



B



B

Decorative wood veneers

VENEER COLLECTION

The distinct beauty they lend to the space where they are used demonstrates good taste and a high standard of living. The wide variety (60+) available can satisfy every aesthetic requirement for any space.



B



B B



B B



B



B



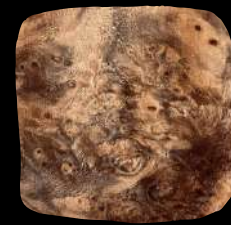
B



B



B



B



B



B

Decorative wood veneers

VENEER COLLECTION

The distinct beauty they lend to the space where they are used demonstrates good taste and a high standard of living. The wide variety (60+) available can satisfy every aesthetic requirement for any space.



C



C



C C



C C C



C C



C



C




C C



C





Nafeza

wts/ +971 50 966929-mob/ +971 50 966929- web/ nafeza-upvc.com -tel/ +971 7 2588303

TP ALHAMRA FREE ZONE .SHED 26 RAS AL KHIMAH-U.A.E

DOORS
uPVC



Nafeza

uPVC WINDOWS & DOORS



CONTACT US FOR MORE

+97150 916 6929 | www.nafeza-upvc.com

UPVC DOORS PROMINENT



Nafeza
uPVC WINDOWS & DOORS



NP86



NP39

104cm



NP40



NP51



NP50

UPVC DOORS PROMINENT



Nafeza
UPVC WINDOWS & DOORS



NP401



NP402



NP403



NP4006



NP4005



NP4004

UPVC DOORS PROMINENT



Nafeza
UPVC WINDOWS & DOORS



NP501



NP502



NP503




NP504



NP505



NP506



UPVC DOORS PROMINENT



Nafeza
uPVC WINDOWS & DOORS




NP507



NP508



NP509



NP603



NP602



NP601

UPVC DOORS FLAT



Nafeza
UPVC WINDOWS & DOORS




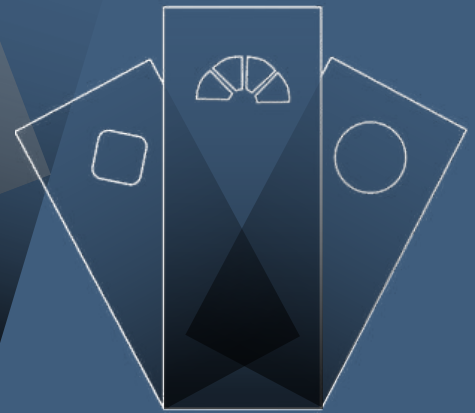
NF01



NF02



NF03



NF06



NF05




NF04

UPVC DOORS FLAT



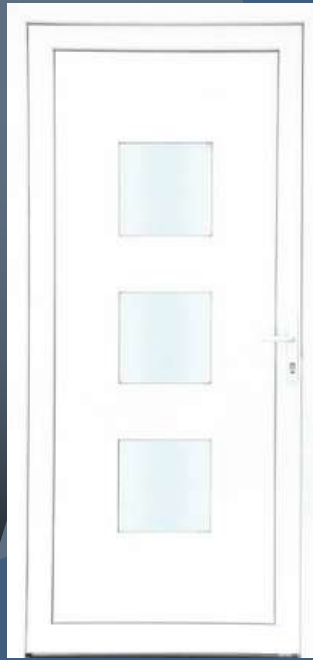
Nafeza
uPVC WINDOWS & DOORS



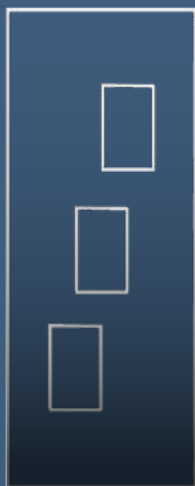

NF07



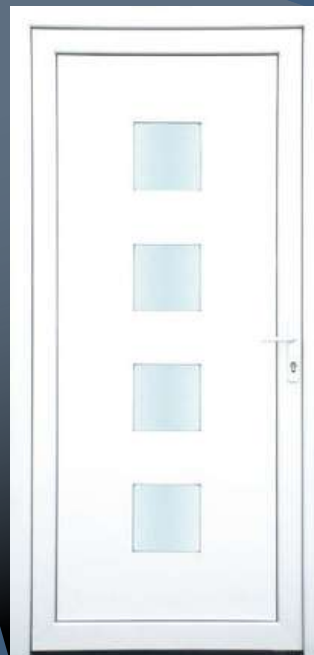
NF08



NF09



NF12



NF11



NF10

UPVC DOORS FLAT



Nafeza
UPVC WINDOWS & DOORS



NF13



NF14




NF15



NF18



NF17



NF16

UPVC DOORS FLAT



Nafeza
uPVC WINDOWS & DOORS



NF19



NF20




NF21



NF24



NF23



NF22

UPVC DOORS DECREED



Nafeza
UPVC WINDOWS & DOORS



ND01



ND02



ND03



ND04



ND05



ND06

UPVC DOORS DECREED



Nafeza
UPVC WINDOWS & DOORS



ND07



ND08



ND09



ND10



ND11



ND12

UPVC DOORS DECREED



Nafeza
UPVC WINDOWS & DOORS



ND13



ND14



ND15



ND16



ND17



ND18

UPVC DOORS DECREED



Nafeza
uPVC WINDOWS & DOORS



ND19



ND20



ND21



ND22



ND23



ND24

UPVC DOORS DECREED



Nafeza
uPVC WINDOWS & DOORS



ND25



ND26



ND27



ND28



ND29



ND30