



Modena Machinery Trading LLC

مودينا لتجارة الآليات ش.ذ.م.م

The New Revolution In The Equipment Field



POWER & AIR SOLUTIONS

CONCRETE & SURFACING

CONSTRUCTION MACHINERY

HANDLING EQUIPMENT

MAINTENANCE & PARTS

New Dimension



Modena stands as one of the most trusted machinery suppliers in the UAE, with a solid foundation that enables us to meet the demands of an ever-evolving and competitive building and construction market.

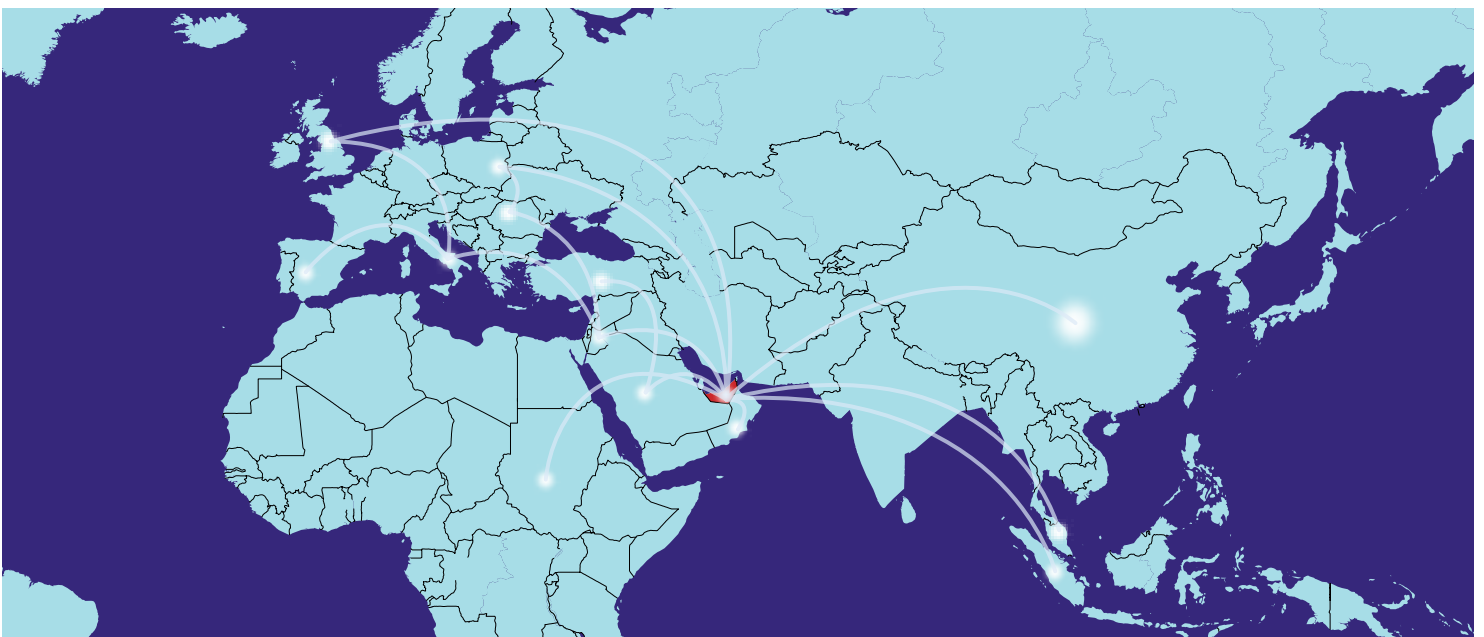
As our operations expand across the Gulf region, including Saudi Arabia, Oman, Bahrain, and Jordan, we continue to strengthen partnerships with some of the most established manufacturers and equipment suppliers from Italy, the Netherlands, Germany, Spain, the UK, the Czech Republic, Turkey, and other European countries. Additionally, we have significant collaborations in Malaysia, Singapore, and China.

In response to changing market trends, Modena has introduced a range of high-quality used machinery and equipment, ensuring we meet the diverse needs of our customers.

Our integrated approach ensures that all machinery and equipment undergo rigorous testing and maintenance to meet the highest standards, providing customers with reliable and durable solutions.

What / *Then?*

- ✓ **We offer flexible pricing and payment plans tailored to suit our partners at every level.**
- ✓ **Spare parts are readily available through authorized distributors in your country, ensuring quick and reliable access.**
- ✓ **Our team of highly skilled engineers and technicians is always on standby to provide exceptional service.**
- ✓ **Additionally, our dedicated and professional team is committed to addressing your inquiries and delivering outstanding after-sales support.**



POWER & AIR SOLUTIONS



VERTRO Screw Air Compressors

Features:

- > Big rotor, low speed screw air-end
- > Intelligent Controller – Multi-language display, Global smart cloud management, system, GPS, GPRS Control, Full Running CVT system
- > Engine – Lower fuel consumption, Excellent power to weight ratio, Extremely long lifetime and low maintenance cost
- > Intake System – Flexible CV loading/unloading function, Anti-vomiting oil one-way function, Normal closed low auxiliary start-up function, Automatic pressure balance system

Range: 185-1700 cfm

VERTRO Electric Air Compressors

Features:

- > Belt Driven
- > Fast Charging Speed
- > Copper Induction Motor
- > Reliable and Durable
- > Easy to Maintain
- > Smooth Performance
- > Thermal Overload Protector
- > Condor pressure switch

Range: 25-1500 L

VERTRO Jack Hammer

Features:

- > Reinforced silencer for low-noise.
- > Reinforced throttle control and rubber grips.
- > Combining with low vibration to give maximum operator comfort.
- > Foot operated latch retainer allowing steels to be easily and quickly changed.

Range: 7 to 42 kg

SAXON AIR Scaling Hammers

Features:

- > Self-closing lever throttles.
- > Single head for awkward areas & Three heads for medium duty work.
- > The tool incorporates a special shaped handle for operator comfort and good control.

Range: Single Head & Three Heads

POWERTECH Lighting Tower

Features:

- > Stabilization legs.
- > LED & Metal Halide Lamps.
- > Less power consumption.
- > Powered by Perkins or Kubota engine, or Solar Panels.
- > Easy operation and manoeuvrability.
- > 8 meters adjustable tower rotates 360 degrees and additional auxiliary power.

Range: 4000 watt. & 1600 watt.

POWERTECH Gensets

Features:

- > High quality electrical performance.
- > Powered by Perkins, Kubota, Baudouin, or Cummins engine.
- > Well established service and fuel supply infrastructure.
- > Low oil consumption, stable performance, easy maintenance.
- > Match the world famous alternators like Stamford, Leroy Somer, and Meccalte.

Range: 5KVA up to 1000KVA



CONSTRUCTION MACHINERY



VERTRO

VERTRO Ride On Roller Compactor

Features:

- > Double Drum Roller designed for asphalt & soil compaction.
- > The machine is powered by Kubota Diesel Engine, Made in Japan.
- > This roller has an optimum design with regards to use and economic efficiency.
- > Hansa-TMP Italy variable displacement piston pump, Danfoss driving and vibrating motor, Continental hydraulic hose, and Donaldson hydraulic filter
- > Fitted with an ergonomically designed seat to enhance comfort during machine operation.

Range: 1300 to 5000 kg

PALME Roller Compactors

Features:

- > Engine's Brands.
- > Powered by reputable.
- > Semi Hydrostatic System.
- > Compaction force of 2000kg.
- > Operator friendly foldable handle for easy transport.

Range: PDR 600 & PDR 600S

PALME Roller Compactors

Features:

- > Operation weight 722kg.
- > Full Hydrostatic System.
- > Compaction force of 2000kg.
- > Powered by reputable Engine Brands.
- > Operator friendly foldable handle for easy transport.

Range: PDR 650Z & PDR 700Z

VERTRO Roller Compactors

Features:

- > 600Kg operating weight.
- > Compaction force of 2000kg.
- > Recoil Start and self start is optional .
- > Powered by reputable Engine Brands.
- > Semi Hydraulic System that works along the chain system.
- > European Hydraulic motor and pump.
- > Hydrostatic controllable compaction performance designed for asphalt & soil compaction.

Range: VDR 60 C



CONSTRUCTION MACHINERY



VERTRO Plate Compactor

Features:

- > 15-26 kN compaction force.
- > Powered by reputable Engine Brands.
- > Cast Iron plate with GGG casting component.
- > The unique exciter is well made with cast iron with GGG casting component.
- > Casting plate and exciter are mono-block casting system and not separated nor welded.
- > The exciter is transforming power with NJ series bearings with golden cage for maximum quality and reliability.

Range: VPC 15/45, VPC 26/50 - Petrol , Diesel Engine



VERTRO Plate Compactor

Features:

- > 16 kN compaction force.
- > Powerful compaction achieved by eccentric rotor and total balance.
- > Simple structure which ensures long durability and easy handling of the machine.
- > Unique design with low center of gravity gives greater stability, proof against high vibration force and versatile use.
- > Can be used in different applications such as embankment, backfilling work, roadbed compaction and asphalt surfacing jobs.

Range: VPC 90 Petrol , Diesel Engine



VERTRO Plate Compactor

Features:

- > 35 kN compaction force.
- > Powered by reputable Engine Brands.
- > Cast Iron plate with GGG casting component.
- > The unique exciter is well made with cast iron with GGG casting component.
- > Casting plate and exciter are mono-block casting system and not separated nor welded.
- > The exciter is transforming power with NJ series bearings with golden cage for maximum quality and reliability.

Range: VPC 35/60 D



VERTRO Diesel Engine

Features:

- > It has low noise and vibration with perfect compatibility, unique appearance and easy maintenance.
- > Engine body, crankshaft, connecting rod and other structures are designed to endure high strength.
- > Designed with automatic decompression. The engine adopts an electric heating plug to heat the air inlet as to guarantee an easy start for users even in cold conditions.
- > Painted with molybdenum disulfide lubricating material, to improve power and to reduce friction between piston and cylinder sleeve and noise.

Range: VDE 170 D

VERTRO Petrol Engine

Features:

- > Metal cam and forged crankshaft.
- > Meet with EPA III and CARB Standard.
- > Automatic alarm and stop at low oil level.
- > Overhead valve design, lower operation temperature, powerful drive and reliability and durability, and it saves more oil.
- > Cast iron casing that improve lubrication and makes engine more wear-resistant and prolongs engine life.

Range: VPE 200 P



ANTOR Diesel Engines

Features:

- > The performance and robustness of Antor engine allows provision of power requirements at various fields without any problem.
- > Used in agriculture, especially for hoeing machines and irrigation, in many fields of industry and in construction machinery and generators.
- > Lightweight, air-cooled, four-stroke antor engines with high efficiency are used wherever power is required with various models between 7 and 17 Hp.

Range: From 7hp to 17hp

CONSTRUCTION MACHINERY



VERTRO Asphalt & Concrete Cutter

Features:

- > Powered by Petrol Or Diesel Engines.
- > All models are equipped with strong manual accelerator.
- > Capable for a maximum diameter cutting blade of 500mm.
- > Adjustable cutting depth with blocking system and manual hand wheel to move forward.

Range: VAC 150



BREAKER Asphalt & Concrete Cutter

Features:

- > Electric Start in GL 600.
- > Various motorizations are available in Diesel and Petrol.
- > All models are equipped with strong manual accelerator.
- > Adjustable cutting depth with blocking system and manual hand wheel to move forward.

Range: GL 500; GL 600; GL 700; GL 900



WORK DIAMOND Blades

Features:

- > 100% Italian Origin.
- > Reliable and safety products matching all international safety standards.
- > High quality diamond cutting blades & coring bits for dry and wet cutting.
- > Many customized blades designs for different materials, Wood, Tiles, Concrete, Asphalt and Blocks.

Range: Blades 12" up to 31"

CONSTRUCTION MACHINERY



VERTRO Table Saw

Features:

- > Heavy duty structure.
- > Adjustable cutting blade.
- > Safety guard on cutting blade.
- > Belt driven for extra motor protection.
- > Equipped with 14" Italian cutting blade.
- > Single or Three Phase with thermo protected motors, over load switch and emergency switch.

Range: VVC 350, MX 350 LR 1P/3P



NUOVA MONDIAL MEC Tile & Ceramic Cutter

Features:

- > Tilting head for 45° cuts.
- > Built to cut Natural Stones, Granite and Marble slabs.
- > Equipped with submersible water pump for blade's cooling.
- > Vertical head motion by means of a hand-wheel for a fast and stable adjustment.
- > Head sliding on two chrome-plated and ground bars by means of linear ball-bearings.

Range: Manta 100 & Manta 120



VERTRO Block Cutter

Features:

- > Fully solid steel body and frame.
- > Sliding working table and tilting cutting head.
- > Overheat protection with manual reset motors.
- > Equipped with submersible pump for blade's cooling.
- > Masonry saw Ideal for the Building and sector suitable for straight cuts of bricks, proton blocks and all different kind of materials for the building sector.

Range: VBC 600H



CONSTRUCTION MACHINERY

ENABLING YOUR ENDEAVOURS

Your #1 trusted partner in helping you find the right machinery or equipment solution to meet your unique construction objectives.



VERTRO Steel Bar Bender

Features:

- > Thermo protected motors.
- > Mechanical system that provides faster operations.
- > Machines are compact and durable and allow the operator to work from both sides.
- > The machine is equipped with all the devices that meet the current EEC regulations for safety.

Range: MB 42, MB 42 EVO, MB 52

VERTRO Spiral Bending Machine

Features:

- > Capable of creating a variety of shapes, including spirals, rings, circles, and semi-circles, making them versatile for numerous applications.
- > Ability to adjust the spacing between loops in spiral formations, allowing customization to suit specific project requirements.
- > Particularly valued in construction, especially for circular bending tasks involved in bored pile reinforcement for bridge and tunnel projects.

Range: MBS 42



VERTRO Steel Bar Cutter

Features:

- > Safety cover.
- > Mechanical system that provides faster operations.
- > Mounted with thermo protection motors and over load switch.
- > Reliable and efficient machines for small, medium and large diameters.

Range: MC 42, MC 52, HC 50



BMP HARLOW Dumpers

Features:

- > Central seating giving optimal visibility.
- > Articulated chassis mounted with sand tiers.
- > Site Dumpers features with high capacity skip.
- > Built for heavy duty applications.
- > Power Steering, 4WD, Sun Roof, Warning and Street Lights.
- > Hydrostatic transmission can be added as an option, as well as the three dimensions bucket rotation.

Range: D 800 F, D 1200 F, D 1200 HD

WIDE RANGE OF CONCRETE & SURFACING SOLUTIONS

from well-known manufacturers around the world



LINO SELLA Concrete & Mortar Mixer

Features:

- > Side tow and frame strengthened.
- > The 4 pneumatics wheels are self-steering.
- > Special concrete mixer equipped with 2 or 4 wheels.
- > Ridged structure with big cabin strengthened complete with 4 rubber cushions.

Range: Electric & Diesel Drive Units, 200L and 360L



LINO SELLA Portable Concrete Mixer

Features:

- > Extra thick drum and chassis.
- > Heavy-duty sealed cast for longer life.
- > Compact and portable for easy transportation.
- > Compose of wheel barrow type & stand type mixer.
- > Enclosed with single phase electric motor for easy use.

Range: Senior 140 & Junior 140



LINO SELLA Pan Mixer

Features:

- > Easy transportation.
- > Optimal mixing in less time.
- > A fundamental help for an optimal mixing of the material.
- > Easy moving around the factory, building site or work area and can go through the small sized doors.

Range: S 130 & S 240

CONCRETE & SURFACING



BMTP HARLOW Dumper Mixer

Features:

- > Articulated chassis.
- > Road and warning lights.
- > Mixing and transporting concrete.
- > The Machine is 4WD drive with off-road capability and delivers real concrete with a high performance, cost reduction, productivity and safety.

Range: LM 1200 up to LM 4500



BMTP HARLOW Reversing Drum Mixer

Features:

- > Complete with digital weighing scale, water tank and water meter.
- > Drum is driven through gear set, low failure rate, easily to operate, 4 tyres installation for easy movement.
- > It's portable concrete mixer applicable to the small construction sites used for the variety of concrete production, mortar and grout.
- > Hydraulic tipping hopper, the drum's rotating clock wise for concrete mixing and the anti clockwise rotating for concrete discharging.

Range: RM 350, RM 500, RM 750, RM 1000, RM 1500



LEBANESE Concrete Mixer with Winch

Features:

- > Cement Mixer with winch.
- > Ready mix Output: 7 m³/hr.
- > Heavy duty ridged structure.
- > Complete set with tilting drum and wheel barrow.
- > Powered by a Diesel 20 H.P double cylinder, air cooled engine.

Range: 650L & 1000L

CONCRETE & SURFACING



VERTRO Levelling Screed

Features:

- > Vibrating concrete screed.
- > Collapsible handle for easy mobilization.
- > Special aluminium alloy profile, sturdy and lightweight.
- > Different power sources, Petrol engine or Electric motor.
- > 200mm width profile to assure the floating from the machine and the level control on every surface.

Range: 1.5m up to 3m



VERTRO Power Trowel

Features:

- > Powered by Petrol, Diesel & Electric drive units.
- > Emergency switch on handle for operator's safety.
- > Adjustable blade angle for better finishing & control.
- > Flooring equipment used for polishing smoothing concrete surfaces.

Range: VPT 700,900,1200



VERTRO Scarifier

Features:

- > Equipped with vibration rubber shocks for operator's comfort.
- > Designed to remove concrete, floor coating fast and aggressively.
- > Equipped with height adjustment for precise depth of operation and central exhaust for dust extraction for a cleaner working environment.

Range: Electric-Single Phase or Petrol Engine



NOVA MONDIAL MEC Polishing Machine

Features:

- > Clockwise and anticlockwise motor revolution.
- > Grinding and Polishing Machine for Marble and soft stones.
- > Aluminium base frame fitting either traditional abrasives or diamond tools.
- > Equipped with a manual level for back wheels positioned in the middle of the machine.

Range: Single Phase & Three Phase




VERTRO Floor Grinding Machine

Features:

- > Ideal for grinding, polishing, and preparing concrete other types of flooring.
- > A robust motor and precision engineering ensure consistent grinding power, making it perfect for both light and heavy-duty tasks.
- > Integrated dust collection systems reduce airborne dust, keeping your workspace clean and safe.
- > With Working Width of 630 mm.

Range: VFG 630

CONCRETE & SURFACING



VERTRO Concrete Vibrators

Features:

- > Powered by Diesel or Petrol Engine.
- > Vibrator mounted on square Frame for maximum protection.
- > Optimum performance-weight ratio for economical operation.
- > Fully protected but still have easy access to the control elements.

Range: Diesel, Petrol Engines



SIRTE High Frequency & Voltage Convertors

Features:

- > Maintenance free converters.
- > The poker vibrators are installed in a powerful motor sealed in EPOXY resin.
- > All models are equipped with a protective system which prevents overheating.
- > Our entire range of converters can be connected to any poker vibrator of the same voltage.

Range: Single Phase & Three Phase, 1 outlet up to 4 outlets



TECHNOFLEX Eccentric Concrete Vibrator

Features:

- > High vibration frequency.
- > Vibration with speed of 18000 RPM.
- > Light portable and hand driven machines.
- > Fitted with safety device which monitors electrical fluctuation.
- > The vibrating needles are composed of an eccentric wiper lever wheel tappet mounted on two bearing pairs special for high speed.

Range: Rabbit - Electrical with all poker sizes

TECHNOFLEX Electrical Vibrator

Features:

- > High vibration frequency.
- > Light portable and hand driven machines.
- > Fitted with safety device which monitors electrical fluctuation.
- > Suitable to mechanical poker shafts standard universal coupling.
- > The vibrating needles are composed of an eccentric wiper lever wheel tapped mounted on two bearing pairs special for high speed.

Range: Super Dinapac - Electrical Single Phase



VERTRO Mechanical Concrete Poker Shafts

Features:

- > Excellent result on light duty jobs.
- > Design in conformity with International standards.
- > Can be driven by Petrol, Diesel & Electric drive units.
- > Economical solution when it comes to internal vibration.

Range: 25mm up to 60mm



SIRTE Pneumatic Poker Shafts

Features:

- > Designed to be connected to a compressor, express connection on request.
- > Bottle is constructed in hardened steel.
- > Rubber hose is 2 meters with anti-abrasive reinforcement.
- > Certifications: EC Normative, Community Directive and subsequent modifications: 2006/42/EC | 206/95/EC

Range: 30 to 100mm

HANDLING EQUIPMENT



SKYLIFT Passenger Hoist

Features:

- > Complete with 3rd Party Certificate.
- > Main structure of cage is made of high-quality steel after bending.
- > Bottom and roof of cage adopt trapezoidal frame and are full symmetry.
- > The wall around cage can be fixed by punched aluminium plate, punched zinc plate, and steel wire mesh.
- > The cage is boarded up by all punched aluminium sheet. It is anti-aging, anti-rust, light-weight and beautiful in its service life.
- > The plane of symmetry are connected by bending plate, bending channel and square pipe which make it firm, straight and balance in use.

Range: Single & Double Cabin

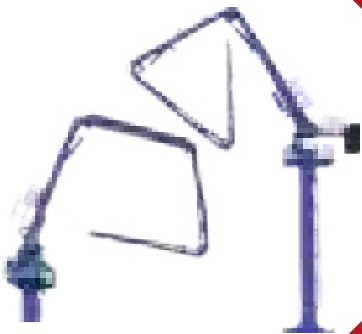


SKYLIFT Placing Boom

Features:

- > The boom assembly's luffing, folding/unfolding and swinging are carried out hydraulically with buttons.
- > Allowing to place concrete to form walls, pipes, columns, piles, and other vertical structures without confined placement areas.
- > With the hydraulic self-climbing system, the placing boom is able to climb up alongside the prepared floor-openings in the building with the rise of floor levels.
- > The hydraulic and electrical system feature overload protectors, flow controls, alarms, phase sequence protectors and so on, which ensures the placing boom to have reliable performance, easy and smooth operation, and high safety.

Range: 28m, 38m, 51m



KING Material Hoist

Features:

- > Complete with heavy duty gantry and tilting bucket.
- > Equipped with wired remote control and emergency switches.
- > One ton lifting capacity up to 30m height & 500 Kg up to 60m height.

Range: KSD 800 & KTD 1000



HANDLING EQUIPMENT



SKYLIFT Block Grab

Features:

- > Strong tubular frame.
- > Safety net available as an option.
- > Certified by TUV Certificate Middle East.
- > Fitted with an automatic open/close device.
- > Suitable for handling all type of concrete products.
- > Lined with hard rubber pads to minimize load damages.

Range: 1.8 Ton



SKYLIFT Fork Attachment

Features:

- > Certified by TUV Certificate Middle East.
- > Enables block grab to be used with forklift or telehandler.
- > Allows lifting the load from the top center using two forks.
- > Easy to be mounted or detached with the Skylift Block Grab.
- > Available in different sizes for different load capacity and use.
- > Easy to fix to a forklift using pins which secure the attachment to the forks to prevent slipping
- > Manufactured and Designed as per the international standards and safety regulations.

Range: SKL 220 F, SKL 120 F



SKYLIFT Self Levelling forks

Features:

- > Certified by TUV Certificate Middle East.
- > Has adjustable fork width and maintenance free.
- > Safety Net and Safety Cage available as an option.
- > Automatic weight compensation by compression spring.
- > Can be used with a crane or other lifting machine to safely and efficiently lift and move loads on pallets.

Range: 2 Ton up to 2.5 Ton



SKYLIFT Material Bin

Features:

- > Certified by TUV SUD Middle East.
- > Fitted with forklift pockets and lifting eyes.
- > Can be an optional for Self Levelling Forks.
- > A carrying cage manufactured with heavy-duty structure and high-quality materials.

Range: SKL MHB

SKYLIFT Safety Net

Features:

- > Can be an optional for Block Grab and Self Levelling Forks.
- > Gives falling objects much more time to come to rest than hitting hard ground directly.
- > Used at high-rise building construction sites for preventing accidental fall of people or objects for the safety of people below the net in the sites.

Range: SKL 3200 SN



SKYLIFT Curbstone Grab

Features:

- > Certified by TUV Middle East.
- > Can be handled manually by two person or hooked with a crane.
- > Suitable for the transport and placement of curbstones, stone and edge blocks.

Range: Adjustable 50mm to 240mm, 200kg

SKYLIFT Curbstone Handle

Features:

- > Certified by TUV Middle East.
- > Can be handled manually by two person or hooked with a crane.
- > Suitable for the transport and placement of curbstones, stone and edge blocks.

Range: Adjustable 500mm to 1000mm, 500kg

HANDLING EQUIPMENT



OUR LIFTING
PRODUCTS
CERTIFIED BY




SKYLIFT Upright Concrete Skip

Features:

- > Certified by TUV Middle East.
- > Can be equipped with labour basket.
- > European design with heavy duty structure.
- > Can be equipped with steering for better control.
- > Available with tubular discharging gate-way for hose attachment.

Range: 500L up to 2000L, Square & Round Type



SKYLIFT Upright Concrete Skip Side Discharge

Features:

- > Certified by TUV Middle East.
- > Can be equipped with labour basket.
- > Available with side discharging gate-way.
- > European design with heavy duty structure.
- > Can be equipped with steering for better control.

Range: 500L up to 2000L, Side Discharge




SKYLIFT Lay Down Concrete Skip

Features:

- > Certified by TUV Middle East.
- > European design with heavy duty structure.
- > High quality concrete skip with rubber hose.
- > Designed to lay down when standing on the ground to assist filling. When lifted it returns to its vertical position.

Range: 1000L up to 4000L

HANDLING EQUIPMENT



SKYLIFT Static Loading Platform

Features:

- > Certified by TUV Middle East.
- > Built to meet size, load, and span requirements with different sizes.
- > Platform deck can be designed with moisture-resistant floor, open grating, or heavy-duty surface that will withstand continuous traffic.

Range: Static 3 Ton, 5 Ton

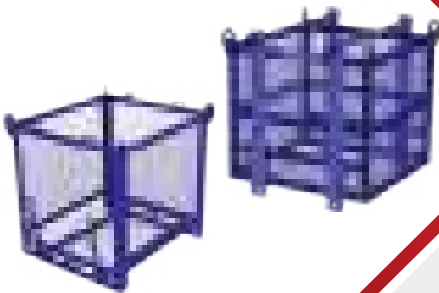


SKYLIFT Sliding Loading Platform

Features:

- > Certified by TUV Middle East.
- > Extendable Loading Platform.
- > Built to meet size, load, and span requirements with different sizes.
- > Platform deck can be designed with moisture-resistant floor, open grating, or heavy-duty surface that will withstand continuous traffic.

Range: Extendable 3 Ton & 5 Ton



SKYLIFT Material Lifting Cage

Features:

- > Certified by TUV Middle East.
- > Available in different sizes that fits all blocks pallets.
- > Six tested lifting points for better safety & ease of transportation.
- > Design to convey pallets of bricks safety to work location via overhead crane.
- > A safe, convenient method of transporting block or similar products to and from high or low levels.

Range: 1 Ton up to 2.5 Ton



SKYLIFT Lifting Man Basket

Features:

- > Strong tabular frame.
- > Heavy duty steel structure.
- > Certified by TUV Middle East.
- > Fitted with crane lugs for overhead lifts.
- > Fitted with an automatic open / close door complying with safety rules.
- > Designed to transport personnel safely in a high level or between two buildings in very close proximity.

Range: 200kg up to 900 kg, 1 person up to 6 persons capacity



SKYLIFT Rescue Man Basket

Features:

- > Certified by TUV Middle East.
- > Heavy duty steel structure and high quality materials.
- > Rubber Roller wheels and two fork pockets as optional.
- > Designed to transport injured personnel around the construction site.
- > Standard Features such as Four Top Pad Eyes, First Aid Box, Foldable Stretcher, Internal Harness Points.
- > Two Swing-outward opening doors with auto lock system opposite of each other's to ensure simultaneously entry and exit for the first aid provider with the stretcher, hand rails on the sides.

Range: 900kg

HANDLING EQUIPMENT




SKYLIFT Self Tipping Skip

Features:

- > Certified by TUV Middle East.
- > Constructed to different gauges of steel ensuring maximum durability.
- > Self tipping mechanism allows for easy dumping; just pull lever and the bin rolls forward to dump contents, then rolls back.
- > Available in wide variety of sizes and configurations. Our sizable options list allows you to customize your hopper to fit your exact needs.
- > Customized to suit your needs: Our hoppers can have lockable lids, drain holes, lifting eye, push handle, wheels/castors and many other accessories.

Range: 500L up to 3000L



SKYLIFT Material Skip Bucket

Features:

- > Certified by TUV Middle East.
- > European design with heavy duty structure.
- > Can be used for general usage and waste removal.
- > Can be customized according to the customer required dimension.
- > The low loading height & drop down bale arm makes filling very easy.

Range: 1000L up to 4000L



SKYLIFT Self Dumping Boat Skip

Features:

- > Certified by TUV Middle East.
- > European design with heavy duty structure.
- > Can be used for general waste and muck handling.
- > The low loading height & drop down bale arm makes filling very easy.
- > Empty automatically without the the help of second operator nor chain slings.
- > Eliminates the risk for the operator to enter the danger zone where bucket is working.

Range: 500L up to 10000L.



SKYLIFT Gas Cylinder Cage

Features:

- > Certified by TUV Middle East.
- > Rigged tubular construction.
- > Available in an extensive range of sizes.
- > Designed as safe method of transporting gas bottles on-site.
- > Fitted with lifting lug and top-mounted fork channels for using either forklifts or crane.

Range: Oxygen - Propane, 2 Cylinders - 6 Cylinders.



SKYLIFT Pallet Truck

Features:

- > Effortless pallet entry/exit, heavy-duty pallet slides and bushing packed.
- > Teardrop handle and friendly control lever achieve operator comfort and superior load manoeuvrability.
- > Articulating steer wheels – Imperfect or uneven floors are negotiated easily with articulating steer wheels maintaining proper load balance.

Range: 2 Ton to 5 Ton

MAINTENANCE & PARTS



- > Training and Consultation.
- > Engine overhauling.
- > Electric motor rewinding.
- > Preventive Maintenance Contracts.
- > Modena warranty for Pre-owned machinery and equipment.
- > Mobile factory trained service engineers and specialists.



- > Spare parts are available in our facilities located in Dubai and Abu Dhabi.
- > Buy-Back guarantee with the best market price.
- > Passenger Hoist and Placing Boom erecting and dismantling.
- > Machine rental.
- > Smart claiming and after market system for immediate service response.
- > Steel-fabricated products tailored as per to clients requirement.



توارثتها الأجيال جيلاً بعد جيل

35 عاماً من الخبرة!

شراكات أوروبية عريقة.. وجهات آسيوية رائدة...
قواعد صلبة انطلقت منها مودينا لتواكب
تطلعات سوق البناء والتشييد محلياً وإقليمياً.

مع توسع عملياتنا في منطقة الخليج، بما في ذلك المملكة العربية السعودية، سلطنة عمان، البحرين، والأردن، نستمر في تعزيز شراكاتنا مع بعض أقدم الشركات المصنعة وموردي المعدات من إيطاليا، هولندا، ألمانيا، إسبانيا، المملكة المتحدة، جمهورية التشيك، تركيا، ودول أوروبية أخرى. بالإضافة إلى ذلك، لدينا شراكات هامة في ماليزيا، سنغافورة، والصين.

استجابة لتغيرات السوق، قدمت مودينا مجموعة من الآلات والمعدات المستعملة عالية الجودة، مما يضمن تلبية احتياجات عملائنا المتنوعة.

يضمن نهجنا المتكامل أن جميع الآلات والمعدات تخضع لاختبارات وصيانات صارمة لتلبية أعلى المعايير، مما يوفر للعملاء حلولاً موثوقة ودائمة.

لدى مودينا المزيد!

- ✓ نقدم أسعاراً مرنة وخطط دفع تناسب شركائنا على جميع المستويات.
- ✓ توفر قطع الغيار من خلال الموزعين المعتمدين في بلدكم لضمان الوصول السريع والموثوق.
- ✓ فريقنا من المهندسين والفنيين ذوي المؤهلات العالية دائماً جاهز لتقديم الخدمة الاستثنائية.
- ✓ بالإضافة إلى ذلك، فإن فريقنا المخلص والمهني ملتزم بالاستجابة لاستفساراتكم وتقديم دعم ما بعد البيع الممتاز.

شغفنا هو أن نقدم لعملائنا الكرام كل ما هو حديث ومتطور في عالم المعدات.

VISIT US



MODENA MACHINERY

Dubai

Modena Head Office

Address: Dubai, UAE

Tel: +9714-5471000

info@modenamachinery.com

Abu Dhabi

Branch

Address: Abu Dhabi, UAE

info@modenamachinery.com

Official Partner



OUR LIFTING
PRODUCTS
CERTIFIED BY

