



**Elegant stijvol  
en duurzaam**

[www.dennard.nl](http://www.dennard.nl)  
[www.dennardprofile.com](http://www.dennardprofile.com)



**ABOUT**

**Dennard Profiles**®  
Dennard industrial Product B.V

# Dennard Profiles<sup>®</sup>

## Index

<b>1, INTRODUCTION</b>	<b>4-6</b>
WHO WE ARE OUR STRATEGY OUR MISSION OUR VISION DENNARD INDUSTRIAL GROUP	
<b>2, PROFILES FOR WALLS &amp; FLOORS</b>	<b>8-27</b>
STAINLESS STEEL EXTRUDED ALUMINIUM PVC	
<b>3, CHANNEL &amp; GROOVING PROFILES</b>	<b>28-31</b>
STAINLESS STEEL EXTRUDED ALUMINIUM	
<b>4, SKIRTING PROFILES</b>	<b>32-33</b>
STAINLESS STEEL EXTRUDED ALUMINIUM PVC	
<b>5, STAIRNOSING</b>	<b>34-35</b>
STAINLESS STEEL EXTRUDED ALUMINIUM	
<b>6, LANDSCAPE PROFILE</b>	<b>36-37</b>
STAINLESS STEEL EXTRUDED ALUMINIUM PVC	
<b>7, TILE MOVEMENT JOINT</b>	<b>38</b>
STAINLESS STEEL EXTRUDED ALUMINIUM PVC	
<b>8, EXPANSION JOINT COVERS</b>	<b>39</b>
<b>9, TECTILES</b>	<b>40</b>
<b>10, SHOWER DRAIN SYSTEM</b>	<b>41</b>
<b>11, WALL PROTECTION</b>	<b>42</b>
<b>12, ENTRANCE MATT</b>	<b>43</b>

# Who We Are?

Dennard Profiles is a part of Dennard Industrial Group, one of the well-known building materials & solution providing companies in UAE, KSA and GCC Regions.

Dennard Profiles is providing a wide range products; Tile Trims, Movement Joints, Expansion Joints, Entrance Mats, Stair Nosing, Skirting Boards, Landscaping Edges, PVC Protection System, Cable Management System, Shower Drain Profiles and Tactiles etc. which fulfill the requirements of contracting & fit-out interior companies.

We are providing technical assistance with qualified engineering team and experts of the field. Dennard Profiles' products have high quality of material meeting the international standards.

## Our Strategy

Dennard Profiles is committed to achieving excellence in customer satisfaction, nurturing strong partner and supplier relationships, retaining talented employees, positively impacting the environment and society, and continually innovating to provide the best tile trim and profile solutions in the UAE and KSA. This strategy underlines our dedication to holistic success and responsible business practices.

- Customer Retention
- Personalised Service
- Collaborative Partnerships
- Quality Assurance

# Our Mission & Vision

At Dennard Profiles, our mission is to be the premier supplier of tile trim and tile profile solutions in the UAE, KSA & GCC regions. We are committed to

1

## Enhancing Spaces

We strive to elevate the functionality and aesthetics of spaces by delivering high-quality tile trim and profiles that seamlessly integrate into every design.

2

## Quality Assurance

We pledge to provide products that meet the highest standards of quality and durability, ensuring our customers' complete satisfaction.

3

## Fostering Creativity

We empower architects, designers, and builders to bring their creative visions to life by offering a diverse range of innovative and customizable profiles.

4

## Sustainability Commitment

We prioritize sustainable practices in our manufacturing processes and materials, contributing to a more environmentally responsible future.

5

## Customer-centric Service

Our customers' needs and satisfaction are paramount, and we are dedicated to providing exceptional service and support at every step.

6

## Industry Leadership

We aspire to lead the tile trim and profile industry in the UAE, KSA & GCC regions through continuous innovation and unwavering dedication to excellence.

# Dennard Profiles<sup>®</sup>

## Dennard Industrial Product B.V

Dennard Profiles provides comprehensive solutions for the construction industry ranging from Wall and Floor Profiles, Movement joint, Stair Nosing, Skirting, Land scape edging, Expansion Joints, Tactile, Shower Drain etc... Our Products are available in a variety of colors and finishes to meet the design requirements of multiple projects.



Profile for Wall




Profile for Wall



Skirting Profile for Wall



Profile for Floor



Stairnosing



Wall Skirting



Land Scaping



Movement Joint

# COLOR CHARTS

## Stainless Steel Charts

			
BA	BL-D=Mirror Black PVD	CBR=Champagne Bronze	BRG=Brushed Rose Gold
			
MR=Mirror Finish	BL=Mirror Black Plated	EM=Embossed	ANTC=Antique Copper
			
BR=Brushed	BBL=Brushed Black Plated	EMG=Embossed Grey	SMG=Sand Matt Gold
			
G=Mirror Gold	BBL-L=Brushed Black Plated Light	BUM=Brushed Gun Metal	SMBL=Sand Matt Black
			
BG=Brushed Gold	ANTB-L=Antique Brass Light	ANTB-D=Antique Brass Deep	RG=Mirror Rose Gold

## Aluminium Alloy Charts

			
NA=Natural	BBS-L=Brushed Bright Silver	MCP=Matt Champagne	MBR=Matt Bronze
			
MS=Matt Silver	BBS-D=Deep Brushed Bright Silver	SBL=Sand Black Coated	MBR-D=Dark Matt Bronze
			
MBL=Matt Black	BNK=Brushed Nickel	BW=Bright White Coated	BRG=Brushed Rose Gold
			
BS=Bright Silver	RG=Bright Rose Gold	SC=Sand Camel Coated	MG=Matt Gold
			
BBL=Bright Black	BG=Bright Gold	SA=Sand Antracita Coated	SW=Sand White Coated

## Brass Charts

			
NA=Natural	PO=Polished+Anti-Oxidised	BAO=Brushed+Anti-Oxidised	MBL=Matt Black
			
NAO=Natural+Anti-Oxidised	ANTB-L=Antique Brass Light	LHO=Long Hair+Anti Oxidised	ANTC-L=Antique Copper Light
			
P=Polished	ANTB-D=Antique Brass Deep	CHR=Chrome Plated	ANTC-D=Antique Copper Deep



# DENNARD PROFILES FOR WALLS AND FLOORS

# STAINLESS STEEL SQUARE PROFILE FOR WALLS

Square Shape tile trim can be applied on the internal and external areas of the walls, like a connection profile between ceramic or nature stone tiles. It is available in different grades such as; Stainless Steel 304/316 and finishes like; Mirror & Brushed (Satin) with multiple sizes.

## GRADE SS 304 SQUARE MIRROR FINISH

CODE	H (mm)	L (m)
DP-SS4-S/M 08	8	2.7
DP-SS4-S/M 10	10	2.7
DP-SS4-S/M 125	12.5	2.7

## GRADE SS 316 SQUARE MIRROR FINISH



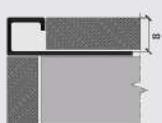
DP-SS6-S/M 08	8	2.7
DP-SS6-S/M 10	10	2.7
DP-SS6-S/M 125	12.5	2.7

## GRADE SS 304 SQUARE BRUSHED FINISH

CODE	H (mm)	L (m)
DP-SS4-S/B 08	8	2.7
DP-SS4-S/B 10	10	2.7
DP-SS4-S/B 125	12.5	2.7

## GRADE SS 316 SQUARE BRUSHED FINISH

DP-SS6-S/B 08	8	2.7
DP-SS6-S/B 10	10	2.7
DP-SS6-S/B 125	12.5	2.7



# ALUMINIUM SQUARE PROFILE FOR WALLS

Square Shape tile trim can be applied on the internal and external areas of the walls, like a connection profile between ceramic or nature stone tiles. It will protect the tile edges from breakage. It is available in different Anodized Finishes & Powder Coating with multiple sizes.

## GRADE ALUMINIUM SQUARE SHAPE

CODE	H (mm)	L (m)
DP-AL-AA/SQ 08	8	2.7
DP-AL-AA/SQ 10	10	2.7
DP-AL-AA/SQ 125	12.5	2.7



## COLORS



# PVC SQUARE PROFILE FOR WALLS

Square Shape tile trim can be applied on the external corners of the walls. It is available in different colors of PVC Non Toxic which can be matched with the tile or marble color.

GRADE	PVC SQUARE SHAPE	
CODE	H (mm)	L (m)
DP-PVC/SQ 08	8	2.7
DP-PVC/SQ 10	10	2.7
DP-PVC/SQ 125	12.5	2.7



## COLORS



# STAINLESS STEEL L SHAPE PROFILE FOR WALLS & FLOORS

L-Shape profile can be applied on external corners of the walls. It will protect the tile edges from breakage. It is available in different grades such as; Stainless Steel 304/316 and finishes like; Mirror & Brushed (Satin) with multiple sizes.

## GRADE SS 304 L SHAPE BRUSHED FINISH

CODE	H (mm)	L (m)
DP-SS4-L/B 08	8	2.7
DP-SS4-L/B 10	10	2.7
DP-SS4-L/B 125	12.5	2.7
DP-SS4-L/B 15	15	2.7
DP-SS4-L/B 20	20	2.7

## GRADE SS 316 L SHAPE BRUSHED FINISH



CODE	H (mm)	L (m)
DP-SS6-L/B 08	8	2.7
DP-SS6-L/B 10	10	2.7
DP-SS6-L/B 125	12.5	2.7
DP-SS6-L/B 15	15	2.7
DP-SS6-L/B 20	20	2.7

## GRADE SS 304 L SHAPE MIRROR FINISH

CODE	H (mm)	L (m)
DP-SS4-L/M 08	8	2.7
DP-SS4-L/M 10	10	2.7
DP-SS4-L/M 125	12.5	2.7
DP-SS4-L/M 15	15	2.7
DP-SS4-L/M 20	20	2.7

## GRADE SS 316 L SHAPE MIRROR FINISH

CODE	H (mm)	L (m)
DP-SS6-L/M 08	8	2.7
DP-SS6-L/M 10	10	2.7
DP-SS6-L/M 125	12.5	2.7
DP-SS6-L/M 15	15	2.7
DP-SS6-L/M 20	20	2.7





# ALLUMINIUM L SHAPE PROFILE FOR FLOOR & WALLS


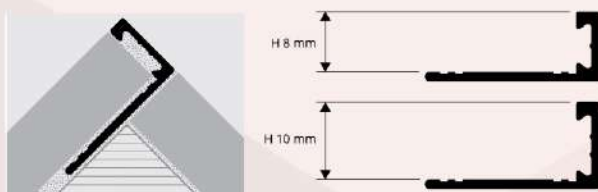
L-Shape profile can be applied on external corners of the walls & floors and as a separator between different levels, likewise at the tiles termination points. It will protect the tile edges from breakage. It is available in different Anodized Finishes & Powder Coating with multiple sizes.

## GRADE ANODIZED SILVER FINISH L SHAPE

CODE	H (mm)	L (m)
DP-AL-AA/L 08	8	2.7
DP-AL-AA/L 10	10	2.7
DP-AL-AA/L 125	12.5	2.7



## COLORS




# PVC L SHAPE TILE TRIM

L-Shape PVC tile trim can be used in different internal areas, and as a separator between different levels. It is available in different colors of PVC Non Toxic which can be matched with the tile or marble color.

GRADE	PVC L SHAPE TILE TRIM	
CODE	H (mm)	L (m)
DP-PVC/L 08	8	2.7
DP-PVC/L 10	10	2.7
DP-PVC/L 125	12.5	2.7



## COLORS



# STAINLESS STEEL EDGE PROFILE

Edge profile is specially designed for the floor which gives elegant look to your home, offices or showrooms etc. It can be used as a separator between tile to natural stone / wood or at tiles termination points. It will protect the tile edges from breakage. It is available in different grades such as; Stainless Steel 304/316 and finishes like; Mirror & Brushed (Satin) with multiple sizes.



GRADE SS 304 EDGE MIRROR FINISH		
CODE	H (mm)	L (m)
DP-SS4-L5/M 10	10	2.7
DP-SS4-L5/M 125	12.5	2.7
DP-SS4-L5/M 15	15	2.7

GRADE SS 316 EDGE MIRROR FINISH		
CODE	H (mm)	L (m)
DP-SS6-L5/M 10	10	2.7
DP-SS6-L5/M 125	12.5	2.7
DP-SS6-L5/M 15	15	2.7

GRADE SS 304 EDGE MIRROR FINISH		
CODE	H (mm)	L (m)
DP-SS4-L3/M 10	10	2.7
DP-SS4-L3/M 125	12.5	2.7
DP-SS4-L3/M 15	15	2.7

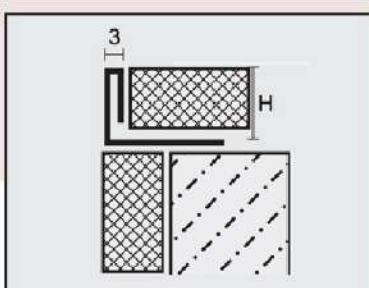
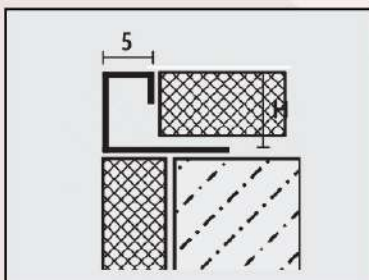
GRADE SS 316 EDGE MIRROR FINISH		
CODE	H (mm)	L (m)
DP-SS6-L3 / M 10	10	2.7
DP-SS6-L3 / M 125	12.5	2.7
DP-SS6-L3/M 15	15	2.7

GRADE SS 304 EDGE BRUSHED FINISH		
CODE	H (mm)	L (m)
DP-SS4-L5/B 10	10	2.7
DP-SS4-L5/B 125	12.5	2.7
DP-SS4-L5/B 15	15	2.7

GRADE SS 316 EDGE BRUSHED FINISH		
CODE	H (mm)	L (m)
DP-SS6-L5/B 10	10	2.7
DP-SS6-L5/B 125	12.5	2.7
DP-SS6-L5/B 15	15	2.7

GRADE SS 304 EDGE BRUSHED FINISH		
CODE	H (mm)	L (m)
DP-SS4-L3/B 10	10	2.7
DP-SS4-L3/B 125	12.5	2.7
DP-SS4-L3/B 15	15	2.7

GRADE SS 316 EDGE BRUSHED FINISH		
CODE	H (mm)	L (m)
DP-SS6-L3 / B 10	10	2.7
DP-SS6-L3 / B 125	12.5	2.7
DP-SS6-L3/B 15	15	2.7



# STAINLESS STEEL ROUND PROFILE FOR WALLS

Round shape profile is specially designed for the external wall corners which gives you smooth and safe edges. It can be used in internal or external areas. It is available in different grades such as; Stainless Steel 304/316 and finishes like; Mirror & Brushed (Satin) with multiple sizes.



**GRADE** SS 304 ROUND MIRROR FINISH

CODE	H (mm)	L (m)
DP-SS4-R/M 08	8	2.7
DP-SS4-R/M 10	10	2.7
DP-SS4-R/M 125	12.5	2.7

**GRADE** SS 316 ROUND MIRROR FINISH

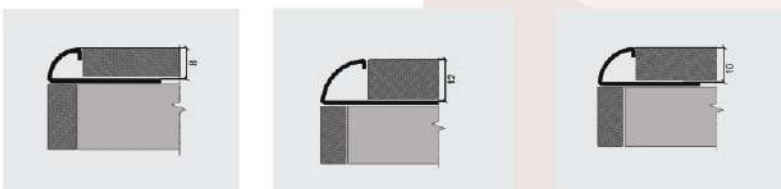
CODE	H (mm)	L (m)
DP-SS6-R/M 08	8	2.7
DP-SS6-R/M 10	10	2.7
DP-SS6-R/M 125	12.5	2.7

**GRADE** SS 304 ROUND BRUSHED FINISH

CODE	H (mm)	L (m)
DP-SS4-R/B 08	8	2.7
DP-SS4-R/B 10	10	2.7
DP-SS4-R/B 125	12.5	2.7

**GRADE** SS 316 ROUND BRUSHED FINISH

CODE	H (mm)	L (m)
DP-SS6-R/B 08	8	2.7
DP-SS6-R/B 10	10	2.7
DP-SS6-R/B 125	12.5	2.7



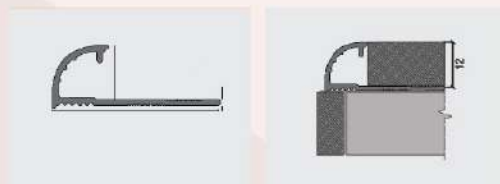
# ALUMINIUM ROUND PROFILE FOR WALLS

Round shape profile is specially designed for the external wall corners which gives you smooth and safe edges. It can be used in internal or external areas. It is available in different Anodized Finishes & Powder Coating with multiple sizes.

GRADE	ALUMINIUM ROUND SHAPE	
CODE	H (mm)	L (m)
DP-AL-AA/R 08	8	2.7
DP-AL-AA/R 10	10	2.7
DP-AL-AA/R 125	12.5	2.7



## COLORS



# PVC ROUND SHAPE TILE TRIM

Round shape tile trim can be applied on the external corners of the walls. It is available in different colors of PVC Non Toxic which can be matched with the tile or marble color.

PVC ROUND SHAPE TILE TRIM		
GRADE		
CODE	H (mm)	L (m)
DP-PVC-R 08	8	2.7
DP-PVC-R 10	10	2.7
DP-PVC-R 125	12.5	2.7



COLORS			
			
White	Beige 902	Brown	Ivory
			
Bahama Beige	Light Grey	Dark Grey	Black



# STAINLESS STEEL QUART SHAPE PROFILE FOR WALLS

Quart Shape Profile is specially designed for the external wall corners which gives you smooth and safe edges. It can be used in internal or external areas. It is available in different grades such as; Stainless Steel 304/316 and finishes like; Mirror & Brushed (Satin) with multiple sizes.



## GRADE SS 304 QUART MIRROR FINISH

CODE	H (mm)	L (m)
DP-SS4-0T/M 08	8	2.7
DP-SS4-0T/M 10	10	2.7
DP-SS4-0T/M 125	12.5	2.7

## GRADE SS 316 QUART MIRROR FINISH


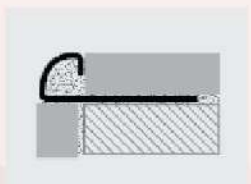
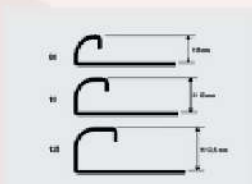
CODE	H (mm)	L (m)
DP-SS6-0T/M 08	8	2.7
DP-SS6-0T/M 10	10	2.7
DP-SS6-0T/M 125	12.5	2.7

## GRADE SS 304 QUART BRUSHED FINISH

CODE	H (mm)	L (m)
DP-SS4-0T/B 08	8	2.7
DP-SS4-0T/B 10	10	2.7
DP-SS4-0T/B 125	12.5	2.7

## GRADE SS 316 QUART BRUSHED FINISH

CODE	H (mm)	L (m)
DP-SS6-0T/B 08	8	2.7
DP-SS6-0T/B 10	10	2.7
DP-SS6-0T/B 125	12.5	2.7



# ALUMINIUM QUART PROFILE FOR WALLS

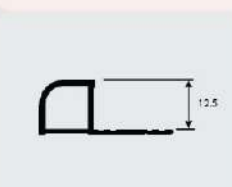
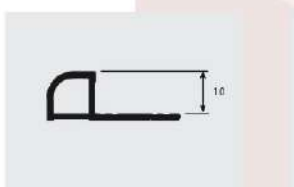
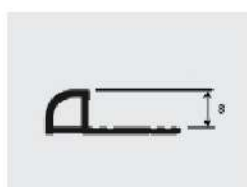
Quart Shape Profile is specially designed for the external wall corners which gives you smooth and safe edges. It can be used in internal or external areas. It is available in different Anodized Finishes & Powder Coating with multiple sizes.

## GRADE ALUMINIUM QUART PROFILE

CODE	H (mm)	L (m)
DP-AL-AA/QT 08	8	2.7
DP-AL-AA/QT 10	10	2.7
DP-AL-AA/QT 125	12.5	2.7



## COLORS



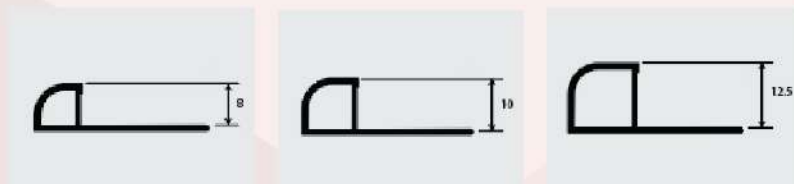
# PVC QUART SHAPE TILE TRIM

Quart Shape PVC tile trim can be used in internal areas for walls. It is available in different colors of PVC Non Toxic which can be matched with the tile or marble color.

GRADE	PVC QUART SHAPE TILE TRIM	
CODE	H (mm)	L (m)
DP-PVC-QT 08	8	2.7
DP-PVC-QT 10	10	2.7
DP-PVC-QT 125	12.5	2.7



## COLORS



# DUAL EDGE PROFILE FOR WALLS

Dual Edge Profile is specially designed for the walls which covers the both edges equally. It is available in different Anodized Finishes & Powder Coating with multiple sizes.

GRADE	ANODIZED ALUMINIUM DUAL SHAPE PROFILE	
CODE	H (mm)	L (m)
DP-AL-AA/D 08	8	2.7
DP-AL-AA/D 10	10	2.7
DP-AL-AA/D 125	12.5	2.7



## COLORS



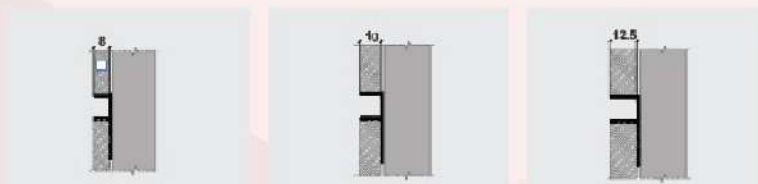
# F SHAPE PROFILE FOR WALLS

F Shape Profile/Channel is specially designed for walls. It can be used as a wall skirting and can also be applied to other areas of the wall. It can be used to decorate the wall coverings in ceramic tiles. It is available in different Anodized Finishes & Powder Coating with multiple sizes.

GRADE	ANODIZED ALUMINIUM F SHAPE PROFILE	
CODE	H (mm)	L (m)
DD-AL-AA/F 08	8	2.7
DD-AL-AA/F 10	10	2.7
DD-AL-AA/F 125	12.5	2.7



## COLORS



# Y SHAPE PROFILE FOR WALLS

Y Shape Profile is specially designed to protect the external wall edges. Its finish will give you a smooth & decorative look. It can be used with ceramic and mosaic even with low thickness. It is available in different Anodized Finishes & Powder Coating with multiple sizes.

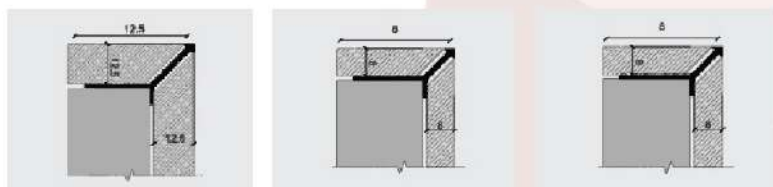
## GRADE ANODIZED ALUMINIUM Y SHAPE PROFILE

CODE	H (mm)	L (m)
DD-AL-AA/Y 08	8	2.7
DD-AL-AA/Y 10	10	2.7
DD-AL-AA/Y 125	12.5	2.7

### CERAMIC FINISH



### COLORS

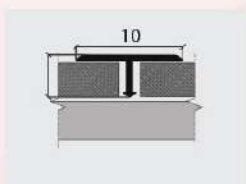
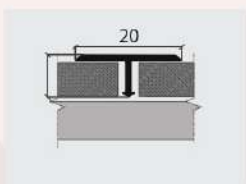
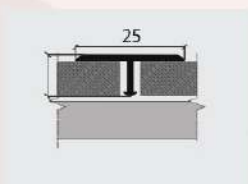


# T SHAPE PROFILE FOR FLOOR

T Shape Profile is available in Stainless Steel 304/316 grades as well as Aluminium Anodized finish & Powder Coating with multiple sizes. It can be used to adjoin the both ends to make the floor level same. It will cover the minor gap between the floors and protect the external corners.

**GRADE**    **ALUMINIUM T SHAPE PROFILE**

CODE	W (mm)	L (m)
DD-AL-AA/T 1010	10	2.7
DD-AL-AA/T 2010	20	2.7
DD-AL-AA/T 2510	25	2.7
DD-AL-AA/T 3010	30	2.7




# THRESHOLD PROFILE

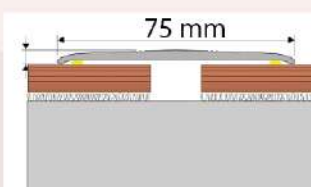
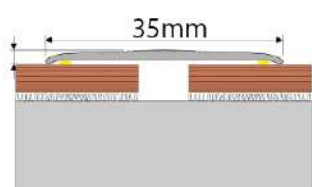
Also known as Threshold Strip or Transition Profile, Threshold Profiles are available in Brass, Stainless Steel 304/316 grades and Aluminium Anodized finishes & Powder Coating with multiple sizes. It is specially designed to bridge the gap between two different floor surfaces with varying heights or materials.

## GRADE ALUMINIUM THRESHOLD PROFILE

CODE	W (mm)	L (m)
DP-AL-TH/P 35	35	2.7
DP-AL-TH/P 50	50	2.7
DP-AL-TH/P 75	75	2.7



## COLORS



# ANGLE CORNER PROFILE FOR WALLS

A wide range of profiles designed to solve the problem of chipping and edge imperfections that are often the result of corner wall installations. These profiles are available in Stainless Steel 304/316 grades as well as Aluminium Anodized finish & Powder Coating with multiple sizes, offering the best solutions for every design environment: home, commercial or industrial.


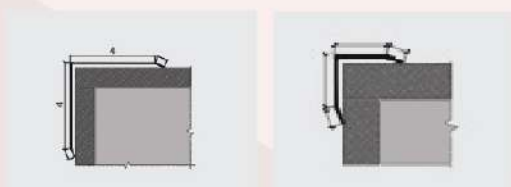
## GRADE CORNER ANGLE PROFILE CORNERS

CODE	W (mm)	L (m)
DP-CAP-1010	10 X 10	2.7
DP-CAP-2020	20 X 20	2.7
DP-CAP-3030	30 X 30	2.7
DP-CAP-4040	40 X 40	2.7
DP-CAP-5050	50 X 50	2.7

## AVAILABLE GRADE:

STAINLESS STEEL 316S STAINLESS STEEL 304 ALUMINIUM

## COLORS



# CHANNEL/GROOVE PROFILES FOR WALLS

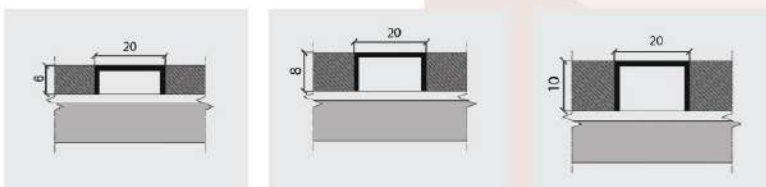
The Channel/Groove profiles are available in various options like; Stainless Steel 304/316 grades (Mirror & Brushed), Aluminium Anodized finishes and Natural Aluminium with powder coating matching the ceramic, marble or wall finishes. These can be fabricated in any size as per the requirements while can be used for external elevation or for decorative purpose.

**Channels / Grooves are available in**

STAINLESS STEEL & ALUMINIUM IN MULTIPLE SIZE.

**AVAILABLE SIZE:**

DP-GAP-1010	DP-GAP-2010	DP-GAP-2015	DP-GAP-2020
DP-GAP-2525	DP-GAP-4020	DP-GAP-5025	



# DIVIDING STRIP & FLAT BAR

Dividing strip is thin Bar or Profile used to divide surfaces, control movement, and ensure proper alignment between materials, like; tiles, concrete or stones. These are available in Brass, Stainless Steel 304/316 grades and Aluminium Anodized finishes with multiple sizes. The strips can be installed in the flooring, and walls to; allow expansion, prevent cracks, and enhance visual design.

**Dividing Strip / Flat bar are available in**


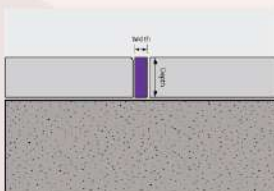


STAINLESS STEEL - BRASS & ALUMINIUM IN MULTIPLE SIZE.

**AVAILABLE THICKNESS**

3MM - 5MM - 8MM - 10MM - 20MM

**AVAILABLE HEIGHT**

5MM - 10MM - 20MM - 25MM - 40MM - 50MM - 100MM



# TRIANGLE PROFILE FOR WALLS

Triangle Shape Profile is specially designed for the external wall corners which gives you smooth and safe edges. It can be used in internal or external areas. It is available in Stainless Steel 304/316 grades as well as Aluminium Anodized finish with multiple sizes.

**GRADE SS 304 TRIANGLE PROFILE MIRROR FINISH**

CODE	H (mm)	L (m)
DP-SS4-TR/M 10	10	2.7
DP-SS4-TR/M 125	12.5	2.7

**GRADE SS 304 TRIANGLE PROFILE BRUSHED FINISH**


CODE	H (mm)	L (m)
DP-SS4-TR/B 10	10	2.7
DP-SS4-TR/B 125	12.5	2.7

**GRADE SS 316 TRIANGLE PROFILE MIRROR FINISH**

CODE	H (mm)	L (m)
DP-SS6-TR/M 10	10	2.7
DP-SS6-TR/M 125	12.5	2.7

**GRADE SS 316 TRIANGLE PROFILE BRUSHED FINISH**

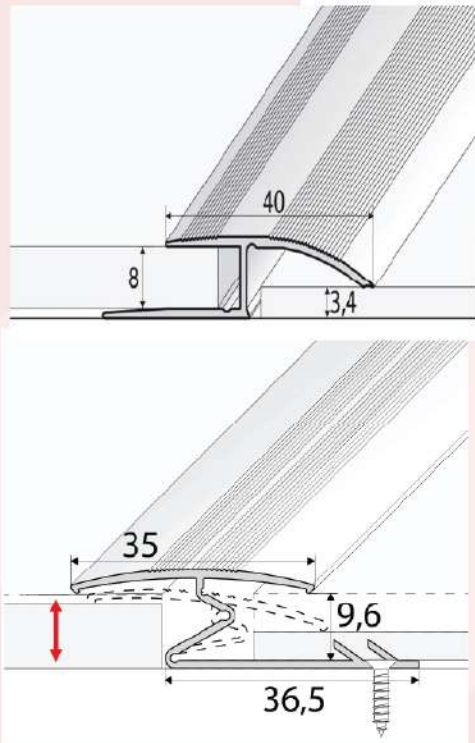
CODE	H (mm)	L (m)
DP-SS6-TR/B 10	10	2.7
DP-SS6-TR/B 125	12.5	2.7



# ALUMINIUM CARPET PROFILE

Carpet Profiles are used as finishing profile at the edge of the carpet. These profiles can be used to compensate for the floor height difference caused by application of different profiles. These are suitable in different materials such as; Brass, Stainless Steel and Aluminium.

GRADE	PVC LANDSCAPE PROFILE	
CODE	H (mm)	L (m)
DP-AL-AA-CP 08	8	2.7
DP-AL-AA-CP 10	10	2.7
DP-AL-AA-CP 125	12.5	2.7



# STAINLESS STEEL SKIRTING BOARDS

The main function of a skirting board is to protect walls from damage. Walls are particularly vulnerable to knocks and scuffs around their base. Skirting boards act as a barrier that stops plaster from crack or breakage. These are available in Stainless Steel 304/316 and finishes like; Mirror & Brushed (Satin) with multiple sizes.

GRADE	SS 304 SKIRTING MIRROR FINISH	
CODE	H (mm)	L (m)
DP-SS4-SK/M 40	40	2.5
DP-SS4-SK/M 60	60	2.5
DP-SS4-SK/M 80	80	2.5
DP-SS4-SK/M 100	100	2.5

GRADE	SS 316 SKIRTING MIRROR FINISH	
CODE	H (mm)	L (m)
DP-SS6-SK/M 40	40	2.5
DP-SS6-SK/M 60	60	2.5
DP-SS6-SK/M 80	80	2.5
DP-SS6-SK/M 100	100	2.5

GRADE	SS 304 SKIRTING BRUSHED FINISH	
CODE	H (mm)	L (m)
DP-SS4-SK/B 40	40	2.5
DP-SS4-SK/B 60	60	2.5
DP-SS4-SK/B 80	80	2.5
DP-SS4-SK/B 100	100	2.5

GRADE	SS 316 SKIRTING BRUSHED FINISH	
CODE	H (mm)	L (m)
DP-SS6-SK/B 40	40	2.5
DP-SS6-SK/B 60	60	2.5
DP-SS6-SK/B 80	80	2.5
DP-SS6-SK/B 100	100	2.5

AVAILABLE SIZE:			
40 MM	60 MM	80 MM	100 MM

Skirting Board are available in  
STAINLESS STEEL & ALUMINIUM



# ALUMINIUM SKIRTING BOARDS

The main function of a skirting board is to protect walls from damage. Walls are particularly vulnerable to knocks and scuffs around their base. Skirting boards act as a barrier that stops plaster from crack or breakage. These are available in Aluminium Anodized finishes & Powder Coating with multiple sizes

**GRADE**    **ALUMINIUM SKIRTING**

CODE	H (mm)	L (m)
DP-AL-AA-SB 40	40	2.5
DP-AL-AA-SB 60	60	2.5
DP-AL-AA-SB 80	80	2.5
DP-AL-AA-SB 100	100	2.5



**COLORS**



# STAIR NOSING PROFILE (CARBORANDUM / RUBBER)



The specialty Anti-Slip Stair Nosing profiles are designed to maximize your safety as well as longevity of stairs. These profiles slightly increase the surface area which helps in reducing the risk of missing a step or loosing your foot while using stairs. These are available in Aluminium Anodized finishes with multiple sizes.

**GRADE**     **STAIROSING PROFILE WITH RUBBER INSERT**

CODE	W (mm)	L (m)
DP-AL-STR-4525	45	2.7
DP-AL-STR-5030	50	2.7
DP-AL-STR-7530	75	2.7

**GRADE**     **STAIROSING PROFILE WITH CARBORANDUM INSERT**

CODE	W (mm)	L (m)
DP-AL-STC-4525	45	2.7
DP-AL-STC-5030	50	2.7
DP-AL-STC-7530	75	2.7



# STAIR NOSING PROFILE

The specialty Anti-Slip Stair Nosing profiles are designed to maximize your safety as well as longevity of stairs. These profiles slightly increase the surface area which helps in reducing the risk of missing a step or losing your foot while using stairs. These are available in Stainless Steel 304/316 grades and Aluminium Anodized finishes, multiple sizes


## GRADE ALUMINIUM STAIROSING PROFILE

CODE	W (mm)	L (m)
DP-AL-ST-2010	20	2.7
DP-AL-ST-2520	25	2.7
DP-AL-ST-4525	45	2.7

## GRADE STAINLESS STEEL STAIROSING PROFILE

CODE	W (mm)	L (m)
DP-SS-ST-0525	25	2.7
DP-SS-ST-2510	25	2.7
DP-SS-ST-3020	30	2.7

## COLORS



# ALUMINIUM LANDSCAPE EDGING

Aluminium Landscaping Edges are used to provide desirable shape to your garden. The edging creates clean, and crisp lines between beds and other areas. It defines the border and is visible between a lawn and an adjoining garden. These are available in Aluminium with multiple sizes.

GRADE	ALUMINIUM LANDSCAPE PROFILE	
CODE	H (mm)	L (m)
DP-AL-LSE 60	60	3
DP-AL-LSE 80	80	3
DP-AL-LSE 100	100	3
DP-AL-LSE 150	150	3



# PVC LANDSCAPE EDGING

PVC Landscaping Edges are used to provide desirable shape to your garden. The edging creates clean, and crisp lines between beds and other areas. It defines the border and is visible between a lawn and an adjoining garden. These are available in PVC with multiple sizes.

GRADE	PVC LANDSCAPE PROFILE	
CODE	H (mm)	L (m)
DP-PVC-LSE 60	60	3
DP-PVC-LSE 80	80	3
DP-PVC-LSE 100	100	3
DP-PVC-LSE 150	150	3



# TILE MOVEMENT JOINT

Movement Joints are intentional interruption in the tile or stone surface to allow for the movement in the wall or floor. Hard floor expands or contracts making it essential to use a movement joint for your tiling project. It prevents the tiles and grout from cracking or tiles de-bonding.

## GRADE SS304 MOVEMENT JOINT PROFILE

CODE	TYPE	L (m)
DP-SS4-ST-MJ	STRAIGHT	2.4
DP-SS4-1L-MJ	CORNER	2.4
DP-SS4-2L-MJ	DOUBLE SIDE	2.4

## GRADE SS316 MOVEMENT JOINT PROFILE

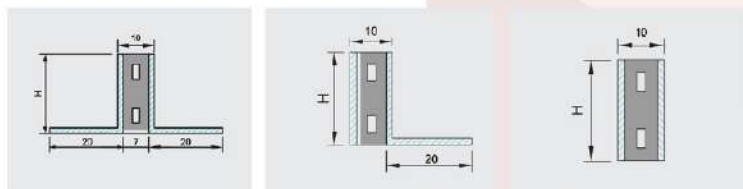
CODE	TYPE	L (m)
DP-SS6-ST-MJ	STRAIGHT	2.4
DP-SS6-1L-MJ	CORNER	2.4
DP-SS6-2L-MJ	DOUBLE SIDE	2.4

## GRADE ALUMINIUM MOVEMENT JOINT PROFILE

CODE	TYPE	L (m)
DP-AL-ST-MJ	STRAIGHT	2.4
DP-AL-1L-MJ	CORNER	2.4
DP-AL-2L-MJ	DOUBLE SIDE	2.4

**SIZES:** 10MM - 12.5MM - 15MM - 20MM - 25MM - 30MM - 40MM - 50MM

### AVAILABLE RUBBER COLORS:



# ALUMINIUM EXPANSION JOINTS PROFILES

Expansion Joints efficiently absorb vibration and helps in holding parts of construction material together and allow for the movement of the material caused by ground settlement or earthquakes. These joints also ensure the easy movement or live loads adding to isolation from water and moisture.

## GRADE ALUMINIUM MOVEMENT JOINT FOR FLOOR

CODE	W (mm)	L (m)
DP-AL-EX-FC-50	50	3
DP-AL-EX-FC-100	100	3
DP-AL-EX-FC-150	150	3

## GRADE ALUMINIUM MOVEMENT JOINT FOR WALL



CODE	W (mm)	L (m)
DP-AL-EX-WC-50	50	3
DP-AL-EX-WC-70	70	3
DP-AL-EX-WC-100	100	3



## COLORS



## AVAILABLE RUBBER COLORS:



# TACTILES FOR FLOOR

Standard directional tactile surfaces are designed to guide individuals around obstacles, providing a clear path for navigation. The surface allows people to follow the route either by walking on it or by using a long white cane for tactile feedback. These tactile systems are commonly installed in government organizations, hospitals, and other public facilities to assist visually impaired individuals in safely navigating their surroundings.

**GRADE**    **STAINLESS STEEL 316 TACTILES**

CODE	W (mm)	L (m)
DP-SS6-MDT-270	25	270
DP-SS6-MDT-280	25	280
DP-SS6-MDT-300	25	300

**GRADE**    **STAINLESS STEEL 316 TACTILES**

CODE	W (mm)	H (m)
DP-SS6-SDT-35	45	4.5
DP-SS6-MSDTD-35	45	4.5
DP-SS6-SDTR-35	45	4.5
DP-SS6-SDTC-35	45	4.5



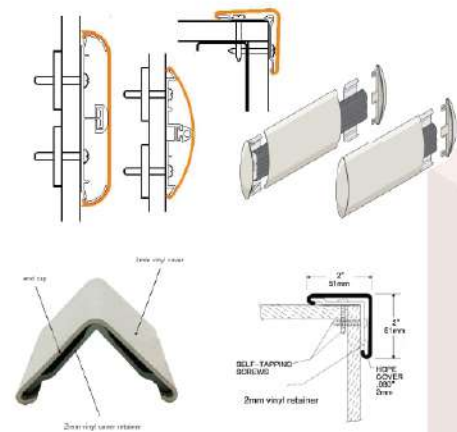


# PVC PROTECTION SYSTEM

PVC Corner Guards / Wall Guards / Hand Rails / Crash Rails and Wall Corner Protectors are used to prevent the damages that occurred by crashing. These are widely used in public places for safety and to maintain hygiene. Easy to be maintained and installed, these are useful for residential and commercial projects. These can predominantly be seen at several places like the hotels, hospitals, restaurants, and clinics etc.

GRADE	PVC CORNER GUARDS	
CODE	W (mm)	L (m)
DP-PVC-PPC 2020	20 x 20	3
DP-PVC-PPC 3030	30 X 30	3
DP-PVC-PPC 4040	40 X 40	3
DP-PVC-PPC 5050	50 X 50	3

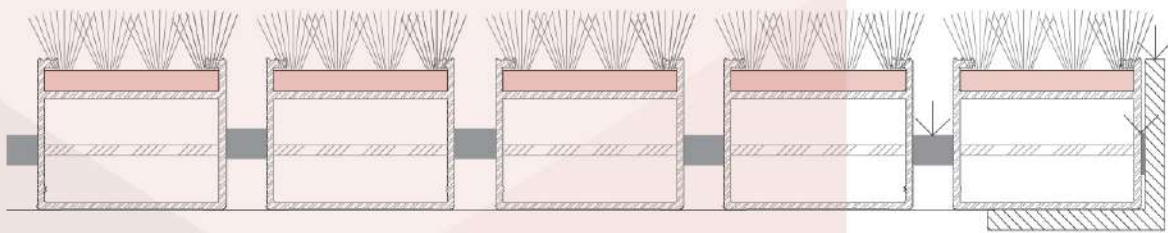
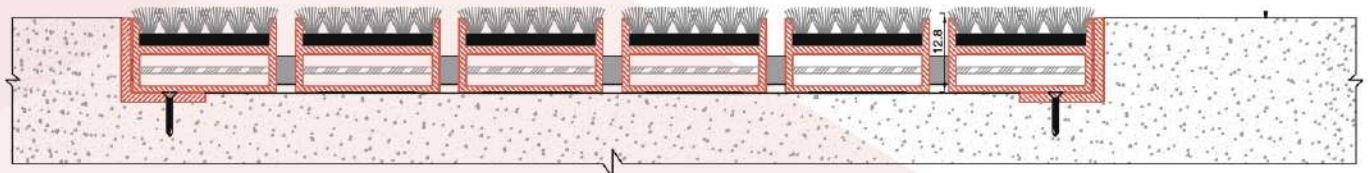
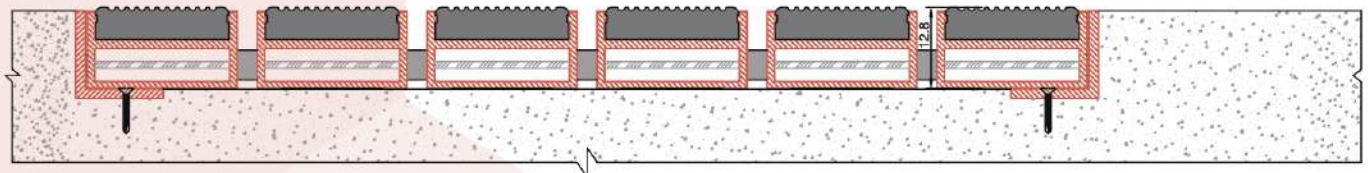

GRADE	PVC WALL GUARDS	
CODE	W (mm)	L (m)
DP-PVC-PPW 100	100	3
DP-PVC-PPW 200	200	3
DP-PVC-PPW 250	250	3



# ENTRANCE MATTS

Entrance Mats are the main barrier to prevent dirt and water from being walked in and progressing onto the interior floor of a building, protecting the surface finish of the floor.

Perfectly specified Entrance Matting Systems help for minimizing the risks of slipping hazards which are caused due to the wet floors. We provide a complete range of hard-wearing aluminum entrance matting systems which can be used as barrier matting systems.





## **DUBAI OFFICE:**

Phone No: 04 547 7974

E-mail: [info@dennardprofile.com](mailto:info@dennardprofile.com) | [sales@dennardprofile.com](mailto:sales@dennardprofile.com)

Al Noaimi Building Showroom No R-04 Ras Al Khor Second Industrial Area  
Manama Street Dubai - UAE

## **HEAD OFFICE:**

Phone No: +0031- ( 0 ) 172748960

Unit No. 2.7A , Europalaan 16 2408BG, Alphen Aan Den Rijn, Netherlands

[www.dennardprofile.com](http://www.dennardprofile.com)