






Aluminium Pulley



Adjustable Pulley



Pilot Bore Pulleys




TL Pulley Bush Type



TL Bush



Taper Lock Gear



Taper Lock Pulley



Timing Pulley



Adjustable TL Pulley



HRC Coupling



FCL Pin Bush Coupling



FL Steel Coupling




Chain Coupling



Snap Wrap Jaw Coupling




Lovejoy Coupling




FL aluminium Coupling



RRS Coupling



H.R.C. Coupling



FL Steel Coupling



KTR C Type Coupling



RRL Coupling



GD - Gear Coupling



MH Coupling




Gear Coupling



Chain H Type



Bevel Gear



Pillow Block Bearing




Grid Element



Universal Joint



Taper Lock Sprocket




TL Variable Pulley



Sprockets



Aluminium Fan



PVC Fan bush Type



PVC Fan



Connecting Link



Aluminium Pulley



V. Belts



Key Bar



TL Bush



Wood Element



Love Joy Neoprint Element



RN Element H Type



Love Joy Element



MH Element



SW Element



FCL Rubber Bush



FCL Bolt & Bush