



MT

Al Masar Al Thakī
AUTOMATIC DOORS & BARRIERS TR LLC



UAE's No.1 Entrance Automation Growing Co.



The logo features the letters 'MAT' in a large, bold, blue sans-serif font. The background consists of a white central area framed by a thick black border. This border is further defined by curved, light blue and white segments that create a sense of depth and movement, resembling a stylized tunnel or a modern architectural structure.

MAT

Al Masar Al Thakī
AUTOMATIC DOORS & BARRIERS TR LLC

AL MASAR AL THAKI AUTOMATIC DOORS AND BARRIERS TR LLC

Sectional Overhead Doors

Overhead sectional door (insulated panels) is a vital element for the warehouse providing an unmatched facility for passage and loading/ unloading bay operations. Together with a hydraulic system, the sectional door grants a supreme and total lasting open-close reliability of the door, proved by thousands of installations.

- Pass or Personal Door Option
- Interlock System
- Ideal For Food Industry

Lifting/ Installation Types : Low lift Standard lift High lift Vertical lift



Residential Garage Doors

Whether you're looking to enhance your home's curb appeal, add resale value, or improve garage door safety and security, MAT Doors has the residential garage door products to suit your needs.

Pair the perfect door with one of our automatic garage door openers. These garage door openers operate so quietly you can barely hear them! We offer both traditional drawbar and side mount options.

- Maintain Temperature Control
- Safety
- Style

Garage Doors to Welcome You Home !!!



Glass Garage Doors

A modern glass garage door can complement your home's contemporary style or make a statement. Full-glass doors let the outdoors in, bringing natural light into your area and maintaining stunning views. Look no farther if you want to set the pace in your community. This elegant door will add a refined aspect to your home while also keeping it safe and secure. Glass panels are a contemporary alternative for brightening up your garage or enclosing your outdoor living space. With so many styles to pick from, you'll be able to personalize your new garage door to your heart's content.

- Curb Appeal
- Customizable
- Natural Light
- Beauty inside and out

Lifting/ Installation Types : Low lift Standard lift High lift Vertical lift



Galvanized Steel Rolling Shutters

Galvanized Rolling shutters are the most popular and classic type of rolling shutter. We offer these Automatic Rolling Shutters in a variety of sizes and finishes. Our moveable shutters are perfect for any location where security is a top priority. The rolling shutter specification shall be as per the client's requirements, including galvanized hot dipped steel slots, color-powder coated, side-mounted electrically operated heavy-duty motor with manual operation, integrated limit switches, safety brakes with overload protection, and side-mounted electrically operated heavy-duty motor with manual operation.

- Galvanized steel bottom rail
- Electric Side motor switch button with the remote control system.
- End plate & End clip for long-lasting performance.
- Heavy Duty Galvanized shaft

Mainly used for factories, warehouses, industries, and commercial buildings.



Aluminum Rolling Shutters

Our aluminum roller shutters are the perfect addition to any renovation or new construction project. The shutters are made of interlocking aluminum planks with an integrated bottom rail that looks excellent and operates smoothly. These shutters can be customized to meet the needs of your industry. We are one of the leading manufacturers and exporters of high-quality roller shutters, using only the highest-grade raw materials to provide the finest possible quality. Our range is available in a variety of colors and sizes, and we tailor it to the needs of our customers.

- Safety and Security
- Theft proof
- Heat Insulation
- Weather Resistant

Aluminum Insulated roller shutters are ideal for areas where energy conservation is of prime concern.



Polycarbonate Rolling Shutter

Polycarbonate roller shutters combine high visibility with exceptional strength. Our polycarbonate roller shutters are of a special design with reinforced steel rods between the panels. The design and materials make our polycarbonate shutters extremely strong and resistant to forced entry.



Grill Type Rolling Shutters

Grill Rolling Shutters which are made of High-Quality stainless-steel material and galvanized steel. They operate on the same principles as rolling shutters. Ideal for showrooms and display windows. Rolling Shutter Grills permit full ventilation and let in light and keep out pilferers. Security grill shutters may be the answer for a business that need protection in a partially enclosed area, such as an indoor mall, school, airport, convention center, or other similar venues. To secure the inventory from thieves and vandals, an open-air security grill offers full access and air circulation to the business while prohibiting unwanted entry. For more security while maintaining visual access. We offer a conventional rolling grille pattern, such as brick grille patterns and honeycomb grill patterns, for modification.

- Rust Proof
- Noiseless
- Light weight

Provides High Safety and Performance



PVC Rolling Shutters

A high-speed PVC rolling shutter, also known as a fast soft door, is a barrier door that rises and falls quickly. Its major purpose is to swiftly isolate the workshop, ensuring that the air quality is clean. Heat preservation, cold preservation, insect-proof, windproof, dustproof, sound insulation, anti-odor, daylighting, and other features are all available with a high-speed shutter door. It's employed in a variety of industries, including food, chemistry, textiles, electronics, supermarkets, freezing, logistics, and storage. It can meet the demands of high-performance logistics and a clean environment while conserving energy through autonomous shut-down. Furthermore, it has the potential to increase working efficiency, improve the working atmosphere, and so on.

- High Speed
- Dust Proof
- Efficiency

These are designed to open and close quickly with simple functionality.



Perforated Rolling Shutter

Perforated Rolling Shutters are high-security steel rolling shutter doors that can be used for a range of applications requiring good ventilation and visibility. We are committed to delivering a wide range of Rolling Grills and Perforated Rolling Shutters to our customers. These are made with top-of-the-line GI material and extruded on high-tech machinery.

These rolling shutters, which are widely used in commercial settings, are made with high-quality materials and cutting-edge technology at the vendor's end. Our customers appreciate the durability of the rolling shutters we provide. Aside from that, we provide these rolling shutters at a competitive price.

- High visibility
- Exceptional Strength
- Higher level of security

Provides High Security and Visibility



Roller Shutters for Trucks and Vans

The concept of a vehicle roller door that offers value-added features such as secure, convenient access to equipment compartments, and HIGH-STRENGTH, LOW MAINTENANCE COSTS.

- High Strength
- Reduced Maintenance Cost

Shutter on Wheels !!



Parking Barriers

Automatic Parking Gates/Barriers are excellent security measures that significantly improve the security of your property.

Car parking gates are used to regulate vehicle entry in residential and commercial buildings, private and public parking lots, and site offices where car access is restricted.

- Remote Control
- Adjustable Arm
- Top Quality

Barrier systems for controlling small and medium private areas or much larger industrial areas



Unipark Barriers

The CAME UNIPARK system guarantees one's parking space. The UNIPARK barrier is designed for controlling single or multiple private or commercial parking spaces. Simple to use and is extremely durable over time thanks to the best materials and technologies employed with this system. The normally requested command type is the "remote control" radio command and the operator in question does not come under the types of automatic opening devices described in the reference standards, in that its only scope is that of permitting or denying parking to a vehicle. The CAME UNIPARK is smart automation that combines easy user friendliness within a solid, resistant structure. It offers maximum safety to the user thanks to the amperometric sensor which detects any obstacles. Multiple installations can be set up using a single control panel to control up to 4 UNIPARK parking barriers through unlimited remote control devices.

- Solution controllable via radio, to reserve the parking space
- Works in emergency mode during power outages.
- Available in 2 models: small and large.
- Simple and functional fixing base.

Parking saver for residential settings and public spaces



Sliding Industrial Gate

Automatic Cantilever Sliding Gates are an excellent choice when space behind the gates is limited or on an incline.

These gates are appropriate for a wide range of applications, including commercial and industrial, because they are completely automated and have a wide range of access control choices. In addition, they provide more security than rising arm barriers. A manual release mechanism is disguised within the lockable housing unit of an automatic cantilever gate, providing manual control of the gate in the case of a power outage. The portal is equipped with dual-height photocells and rubber profile safety edges to help with the safety aspect of the automatic cantilevered sliding gate.



Swing Gates

The material and performance of outdoor swing gates and openers must be built to resist a variety of working circumstances, including rain, wind, cold, and heat. The use of high-quality, low-maintenance materials ensures the lifetime and trouble-free operation of our openers, which is something we aim for. Our outdoor gate openers are always designed to blend in with your gate for a fashionable, modern appearance.

Outdoor swing gates and openers must be made of materials that can withstand a variety of working conditions, such as rain, wind, cold, and heat. Our openers' lifetime and trouble-free operation are ensured by the use of high-quality, low-maintenance materials, which is something we strive for. For a trendy, modern appearance, our outdoor gate openers are always designed to blend in with your gate.

Control your House entrance !



Telescopic Gate

Telescopic Sliding Gates are an excellent choice when a single-sided sliding arrangement is not viable owing to a lack of space or a lack of run-back. Our Telescopic Sliding Gates come in two, three, or more gate panels, minimizing the amount of back / run parking area necessary. All components are made of graded steel with a powerful electric motor and an advanced intelligent control system for improved operation, functionality, and appearance.


- highest standard of safety using state-of-the art
- cost-effective
- low maintenance

FULLY AUTOMATIC | HIGHEST SAFETY STANDARDS | EXTREMELY COMPACT



Automatic Sliding Doors

The Automatic Sliding Door Is A High-Performance Entrance System That Is The Perfect Complement To Any Entrance, With A Variety Of Options And Sensor Systems That Comply With The Standard To Promote Reduced Liability And Increased Safety. It's an excellent choice for almost any standard slide door application.




Automatic Revolving Doors

The automatic revolving doors are specifically developed to manage the internal temperature climate of buildings while also meeting the highest performance criteria. They bring elegance and individuality to the entry while maintaining user safety thanks to innovative technology and avant-garde design. We understand that buildings necessitate solutions that not only provide secure and effective entrances, but also solutions that can be integrated into the architectural complex. As a result, the automatic revolving doors may be customized to fit any project, ensuring maximum energy efficiency and quality.



Automatic Swing Glass Doors

A modern glass garage door can complement your home's contemporary style or make a statement. Full-glass doors let the outdoors in, bringing natural light into your area and maintaining stunning views. Look no farther if you want to set the pace in your community. This elegant door will add a refined aspect to your home while also keeping it safe and secure. Glass panels are a contemporary alternative for brightening up your garage or enclosing your outdoor living space. With so many styles to pick from, you'll be able to personalize your new garage door to your heart's content.



Fire Rated Doors

A fire door is one that can withstand the heat of a fire for a certain amount of time.

This fire-rated door is part of a passive fire-protection system that reduces the spread of fire and smoke across different compartments of a structure while allowing people to safely exit.

Fire-rated doors are made using a special manufacturing method that uses fire-resistant materials and is designed to withstand fire.



Dock Leveler


A dock leveler is a bridge that connects the loading area to the vehicle and is located on the building's exterior in a loading bay.

The primary function of a dock leveler is to compensate for all differences in height and distance. The use of a dock leveler reduces load handling, consequently improving worker safety and productivity.

With an electronic hydraulic system, all components are made of heavy-duty corrosion-resistant steel.

- Easy to operate
- safe and sturdy operations
- Use of latest technology

HEAVY-DUTY | CORROSION RESISTANT | SAFETY LOADING AND UNLOADING



Dock Shelter

Our Dock Shelters are designed to ensure important energy savings, as they maintain the heat inside the building, provide better interior hygiene.

Dock seals and shelters are both unique, cost effective answers to sealing the rear of a vehicle to a loading bay, thereby protecting the conditions inside the building from adverse weather conditions outside of the building.

- Optimal performance:
- Energy Saving
- Low Maintenance

Dock Shelters and Seals protect warehouse Operatives



REPAIRS & MAINTENANCE OF AUTOMATIC DOORS





The logo features the letters 'MAT' in a large, bold, blue sans-serif font. The background consists of a white central area framed by a thick black border. This border is further defined by curved, light blue and white segments that create a sense of depth and movement, resembling a stylized tunnel or a modern architectural structure.

MAT

Al Masar Al Thakī
AUTOMATIC DOORS & BARRIERS TR LLC





 +971 0545074764
 +971 0525612284

 Emirates Street behind Sajja Shed No. 03,
Sharjah UAE

 mataautomaticdoorsllc.com
 sales@mataautomaticdoorsllc.com

Our Branch :

 8528221286
 8425938805

 B-2, U-7, A1 Complex, Kaman Bhivandi Road,
Vasai East, Palghar 401208

 beingautomation.com
 sales@beingautomation.com



