A photograph of a modern building with a glass facade. The building has a grid-like structure of windows and a balcony on the right side. The text is overlaid on a dark blue semi-transparent box.

Al Nas Elevator company is a professional elevator company offering a comprehensive range of products and services including supply and installation, modernization, maintenance of elevators and escalators etc. We are an ISO certified company.

We continuously innovate and develop the latest technology of elevators. Our products offer the perfect balance between state-of-the-art technology and value for money. We aim to satisfy diverse requirements from different groups of clients.

Our product range includes passenger elevator, observation elevator, bed elevator, freight elevator, hydraulic elevator car elevator, machine room elevator, small machine room elevator, machine room less elevator, home elevator dumbwaiter, escalator and moving walk.

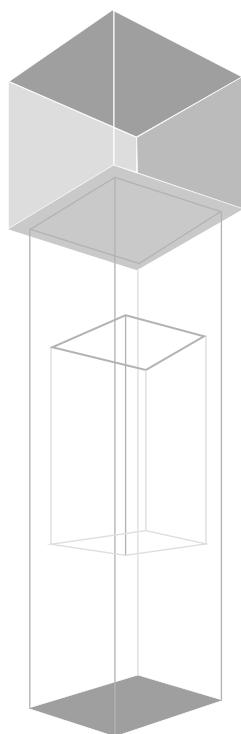
Our superior service guarantees outstanding product performance; from design to manufacture and installation to maintenance, we endeavor to satisfy the client's individual requirements. We have a unique set of installation management process and operations to meet customer expectations and satisfaction.



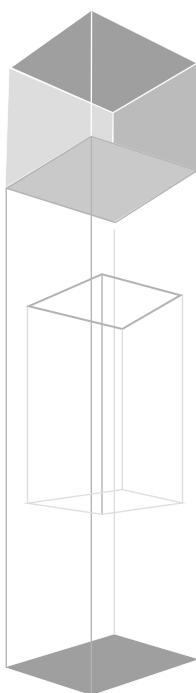
SMALL MACHINE ROOM PASSENGER ELEVATOR

SPACE SAVING AT A GLANCE

AI Nas small machine room elevator applies traction machine and thin control cabinet. It brings about a more compact machine room layout. Compared with traditional elevators, machine room effectively reduces room height there by saving machine room area.



Machine room of
the ordinary elevator



Machine room in small
machine room elevator

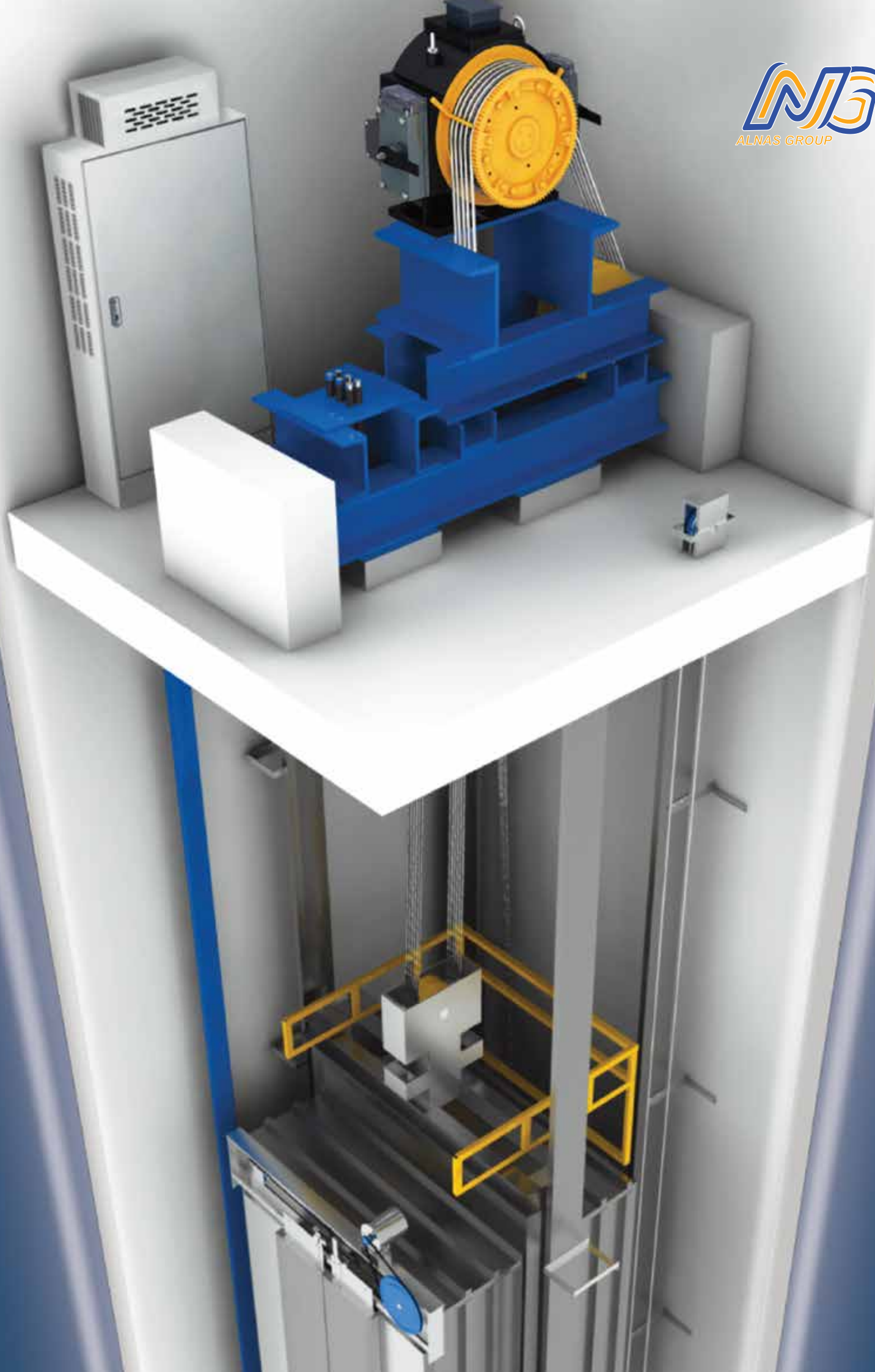


Compact and Exquisite
Saves building space and
effectively reduces cost.

Fulfills small and effective
motor operation.

Comprehensive energy
saving rate is high as 40%.

Fully displays prosperous
and beautiful views

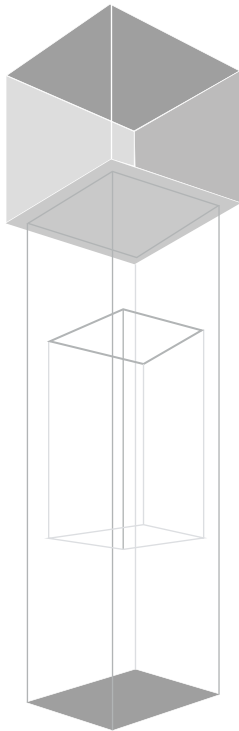


MACHINE ROOM-LESS PASSENGER ELEVATOR

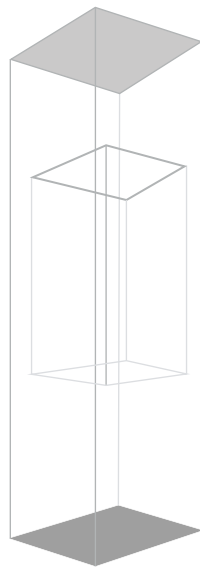
YOU DREAM IT, WE MAKE IT HAPPEN.

We at AI Nas implement environmental friendly ideas with machine room less passenger elevator saving and reducing energy consumption,utilize the maximum construction area feasibly and enhance the uniqueness of the design. Compared with gearwheel elevators of the same load capacity, machine room less elevators saves 25% electricity and 10% construction area.


AI Nas has overcome the pre requisite that machine rooms must be available for elevator, providing limitless possibilities of creation for the limited space of modern construction.



**Machine room of
the ordinary elevator**



Machine room less elevator



100% utilization of building space

Integrates machine room and well into one.

Properly installs traction machine and control cabinet into well.

Saves space cost and reduces energy consumption.



PASSENGER ELEVATOR CAR DECORATION (STANDARD)



Ceiling: Stainless Steel frame work,
hollow creamy white acrylic column
down lamps on both sides
Car wall: hairline stainless steel
Handrail: None
Floor: PVC

CEILING

Stainless steel framework, hollow creamy white acrylic column, down lamps on both sides



OPTIONAL PANEL

Hairline stainless steel



Landing Door

Landing door: Hairline stainless steel
Jamb: Hairline stainless steel

Floor



PASSENGER ELEVATOR



ANE-K002

Ceiling: Hairline stainless steel, acrylic
Lighting decoration, down lamp
Car wall: Hairline stainless steel, mirror stainless steel
Handrail: Stainless steel single tube
Floor: PVC



ANE-K003

Ceiling: Hairline stainless steel, acrylic
Lighting decoration, down lamp
Car wall: Mirror, hairline etched
Handrail: Stainless steel Flat handrail
Floor: PVC



ANE-K004

Ceiling: Mirror stainless steel, acrylic
arched, cylindrical hollow transparent light pole
Car wall: Hairline stainless steel, mirror etching stainless steel
Handrail: Triple stainless steel tubes
Floor: PVC

ANE-K005

Ceiling: Hairline stainless steel, acrylic
Lighting Decoration, LED
Car wall: Mirror, hairline etched
Handrail: Stainless steel single tube
Floor: PVC



ANE-K006

Ceiling: Hairline stainless steel, acrylic
Lighting Decoration, down lamp
Car wall: Hairline stainless steel, mirror
etching stainless steel
Handrail: Stainless steel single tube
Floor: PVC

ANE-K006

Ceiling: Stainless steel mirror crave & white
transparent board with aluminium alloy frame
Car wall: Titanium gold mirror, etching hairline, vibration
Handrail: Triple titanium gold stainless steel tubes
Floor: PVC



COMMERCIAL SERIES



ANE-K209

Side wall and back wall
Center plate: mirror, etched.
Auxiliary board: hairline.

Note: This pattern can also be processed into titanium, recessed gold, rose gold, champagne gold, black titanium.

ANE-K105

Side wall and back wall
Center plate: mirror, etched.
Auxiliary board: hairline.

Note: This pattern can also be processed into titanium, recessed gold, rose gold, champagne gold, black titanium.



ANE-K110

Side wall and back wall
Center plate: mirror, etching, hairline.
Auxiliary board: hairline.

Note: This pattern can also be processed into titanium, recessed gold, rose gold, champagne gold, black titanium.

ANE-K142

Side wall and back wall
Center plate: mirror, etched.
Auxiliary board: hairline.

Note: This pattern can also be processed into titanium, recessed gold, rose gold, champagne gold, black titanium.



GOLDEN SERIES



ANE-K264

Side wall and back wall
Center plate: mirror, etch, titanium.
Auxiliary board: mirror, titanium.
Note: This pattern can also be processed in cost color, rose gold, concave gold, champagne gold, black titanium.

ANE-K225

Side wall and back wall
Center plate: mirror, etch, hairline, and grain, titanium.
Auxiliary board: mirror, etch, and grain, titanium.
Note: This pattern can also be processed in cost color, rose gold, recess Gold, champagne gold, black titanium



ANE-K233

Side wall and back wall
Center plate: mirror, etching, hairline.
Auxiliary board: hairline.
Note: This pattern can also be processed into titanium, recessed gold, rose gold, champagne gold, black titanium.

ANE-K235

Side wall and back wall
Center plate: mirror, etch, titanium.
Auxiliary board: mirror, horizontal drawing.
Note: This pattern can also be processed in cost color, rose gold, concave gold, champagne gold, black titanium



HOME ELEVATOR

RELAXED AND COMFORTABLE HOME LIFE

Our home elevator design enhances your home life with the high end technologies. Al Nas home elevator brings about a more convenient and easy life. We boast of an outstanding design and features in a limited spaces. Al Nas home elevators do not require a machine room. With a compact top-floor height, we work with both old and new residences.

We rely on the standard track installation system with ease of installation and convenience. In addition, we ensure smooth start and leveled elevator operation.



ANE-V001

ANE-V002



DUMBWAITER ELEVATOR

THE ECONOMICAL TRANSPORT SHOWS THE STRONG PULSE OF THE TIME

Al Nas Dumbwaiter elevator provides small freight elevators in various buildings with the prompt, economical and convenient vertical transport. It greatly saves time and labor resources. It is widely applicable for delivering food and drinks, dinning ware, daily commodities etc. in the hotel, restaurant, bank, hospital, etc.

IT PROVIDES MUTE, SAFE AND STEADY CAUTIOUS TRAVEL

It applies advanced industrial computer board control and industrial design with a novel structure, featuring, a safe, reliable and smooth travel. Elevator car and hoist-way door apply stainless hairline for manufacture. According to client requirements we customize the panels as single or multi separation panels effectively utilizing the space to enhance efficiency.

CAR DESIGN OF DUMBWAITER ELEVATOR

Car design of Al Nas dumbwaiter elevator is modern and aesthetic. It's design is customized according to customer requirements.



Window type (Up and down directly separated)



Ground type (Up and down directly separated)



PANORAMIC ELEVATOR

OBSERVATION

It gathers advanced rotary observations and elevator operation, thereby enabling easy movement for the passengers to appreciate the view. It's a master piece in elevator technology.



PANORAMIC ELEVATOR CAR



ANE-G001



ANE-G002



ANE-G003



ANE-G004



ANE-G005



ANE-G006



ANE-G007



ANE-G008

FREIGHT/CARGO ELEVATOR CAR

Freight elevators have manually operated doors and rugged interior finished cab to prevent damage while loading and unloading. They are typically carry a larger load than a passenger elevator. Although hydraulic elevators exist, traction elevators are more energy efficient, constructed specifically to withstand heavyweight.





ANE-H001 (Standard)

Ceiling: Paint steel
 Car wall/Car door: Paint steel
 illumination: energy-saving light
 Door opening mode: Side opening
 Flooring: Checkered plate

ANE-H002 (Optional)

Ceiling: Hairline stainless steel
 Car wall/Car door: Hairline stainless steel
 illumination: LED energy-saving light
 Door opening mode: Center opening & double-folded type
 Flooring: Checkered plate



ELEVATOR DOOR SERIES



ANE-M001 (Optional)

Landing door: Mirror,etched, hairline
Jamb: Hairline stainless steel



ANE-M003 (Optional)

Landing door: Mirror,etched, hairline
Jamb: Hairline stainless steel



ANE-M004 (Optional)

Landing door: Mirror,etched
Jamb: Hairline stainless steel



ANE-M005 (Optional)

Landing door: Mirror,etched, hairline
Jamb: Hairline stainless steel



ANE-M006 (Optional)

Landing door: Mirror,etched, hairline
Jamb: Hairline stainless steel



ANE-M007 (Optional)

Landing door: Mirror,etched, hairline
golden concave
Jamb: Hairline stainless steel



ANE-M008 (Optional)

Landing door: Mirror,etched, hairline
golden concave
Jamb: Hairline stainless steel



ANE-M009 (Optional)

Landing door: Titanium gold
etched mirror
Jamb: Titanium gold stainless steel



ANE-M010 (Optional)

Landing door: Titanium gold,
etched mirror
Jamb: Titanium gold stainless steel



ANE-M011 (Optional)

Landing door: Titanium gold,
etched mirror
Jamb: Titanium gold stainless steel

ELEVATOR CEILING SERIES



ANE-D002 (Optional)

Mirror with U style of hairline floor and tube lamp, side with mirror carve board for soft illumination design



ANE-D006 (Optional)

Mirror stainless steel frame, LED crystal lamps



ANE-D003 (Optional)

Mirror stainless steel frame, middle with acrylic arch, down lamps on both sides



ANE-D007 (Optional)

Mirror stainless steel frame, acrylic lighting decoration, LED lamps on four sides



ANE-D004 (Optional)

Mirror stainless steel frame, vertical square image main body board, down lamps on four sides



ANE-D008 (Optional)

Mirror stainless steel frame LED lamps



ANE-D005 (Optional)

Mirror stainless steel frame, middle with transparent organic light and waist transparent hole around for soft illumination design



ANE-D009 (Optional)

Mirror stainless steel frame acrylic lighting decoration LED lamps on sides

OPERATIONAL PANEL SERIES



Optional display

ANE-XS001

ANE-XS002

ANE-XS003

Optional buttons

ANE-AN001

ANE-XS002

ANE-XS003

ANE-XS004

Panel material

Mirror stainless steel
Hairline stainless steel

Titanium gold mirror stainless steel
Titanium gold mirror hairline steel

ANE-CZ002 (Optional)

ANE-WZ006 (Optional)

ANE-WZ007 (Optional)

ANE-WZ008 (Optional)

ANE-WZ009 (Optional)
Non button box

FLOOR SERIES



ANE-EF001



ANE-EF002



ANE-EF003



ANE-EF004



ANE-EF005



ANE-EF006



ANE-EF007



ANE-EF008



ANE-EF009



ANE-EF010



ANE-EF011



ANE-EF013



ANE-EF014



ANE-EF015



ANE-EF016



ANE-EF017



ANE-EF018


HANDRAIL SERIES



ANE-FS001




ANE-FS002



ANE-FS003



ANE-FS004



ANE-FS005



ANE-FS006



ANE-FS007

ESCALATOR

GORGEOUS AND TOP - GRADE TECHNOLOGY

Al Nas escalators surpasses your needs. These are widely applicable for large passenger areas like supermarkets, shopping centers, airports, subways, etc. The prior use of VVVF variable frequency technology, man machine engineering and advancements bring about a more safe and secure escalator. It also adds in energy saving and increases efficiency.

OPTIMIZED DESIGN SAVES SPACE

Maximum optimized design results in saving the occupied space. The compare pit depth design brings about a freer construction layout.

EFFECTIVE TRANSMISSION VARIABLE FREQUENCY AND ENERGY SAVING

Compared to the traditional work gear decelerator, Al Nas escalator is more precise and effective with a helical gear decelerator. It fully guaranteed efficient energy utilization. In variable frequency operation, it is sensor based and saves energy and electricity by going on stand by mode when it's not in use.



MOVING WALK

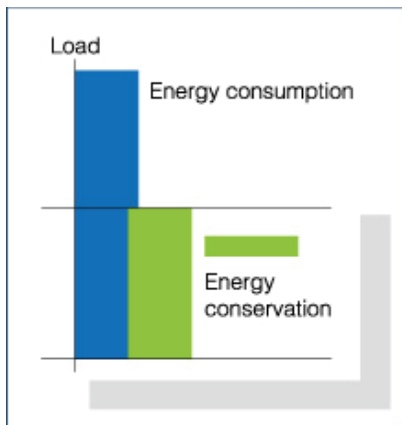
STABLE FOR A PLEASANT EXPERIENCE

Al Nas moving Walk takes a quiet approach applying advanced international technology with a compact design, convenient for repairs.

It provides a vast and smooth travel area for passengers. It's widely applicable for various places like shopping malls, airports etc.

ENERGY SAVING MODE

Applies variable frequency control or self start mode to fulfill energy saving.





الناس لمقاولات المصاعد ذ.م.م
AL NAS ELEVATOR CONTRACTING L.L.C



Tel: +971 6 525 1666 | +971 50 501 0824

E-mail: info@alnasgroup.com, info@alnaselevator.com

www.alnasgroup.com, www.alnaselevator.com

P.O. Box: 13866, Ajman - UAE