





# MEP



# WHO WE ARE

- We are a trusted partner for MEP products.
- We offer availability on a wide range of quality assured products.
- We have a strong market coverage with 7 modern stores strategically located across the UAE.



Your Local MEP partner



We are a local company, with over 40 Years of Building Materials Market experience

1971

Abdul Ghaffar Hussain establishes a relationship with Jotun of Norway

1977

Hepworth PME is established as a manufacturer and supplier of piping systems

1997

Hepworth PME factory opens in Nad al Hamir

2014

Corys Build Centre, retail activity of the group, is created

Proud of our past,  
focused on our  
future

## WHY DEAL WITH CORYS BUILD CENTRE




WIDE RANGE OF MEP  
RELATED MATERIALS

An integrated, multichannel approach to the building materials sector. From pumps to water heaters, pipes to sanitary material, we deal with the best brands on the market and offer excellent value for money products.



HIGH QUALITY AND  
ORIGINAL PRODUCTS

We deal with original, qualitative products from the most reputed brands in each category. Our product category managers apply strict criteria to the product selection process.



7 BRANCHES IN UAE

It is essential for us to be as close as possible to our customers, being the local partner of choice. We have locations in Dubai, Al Ain, Sharjah, Abu Dhabi, Fujairah and Ras Al Khaimah



30 SPECIALISTS TO  
ASSIST YOU IN THE UAE

The expertise level you expect, when you need it. Our internal teams are regularly trained to be able to answer all your questions, on time.



MATERIAL AVAILABLE  
HIGH INVENTORY

We know it, availability is critical for our customers. You can count on us to get the quantities you need, when you need them.



WE ARE EASY TO REACH

By email, by phone, on our website, by visiting our branches or meeting our sales account managers, we are here to help and easy to reach. If for any reason you were not satisfied by our services, please feel free to contact us by sending an email to [help@corysbuildcentre.com](mailto:help@corysbuildcentre.com)




# STRATEGIC PARTNERS

Corys Build Centre offers an extensive range of top-quality MEP related products



Electric and Solar Water Heaters



Kitchen and Bathroom Fittings



Kitchen and Bathroom Fittings



Domestic Valves



Domestic Pumps



Domestic Pumps



Pipes and Fittings



Pipes and Fittings



Pipes and Fittings



Pipes and Fittings



Pipes and Fittings



Pipes and Fittings



Pipes and Fittings



PEX Piping Solution



Testing Equipment



Water Tanks



Manhole Covers



Drainage System



Thermostats and Actuators



Air Conditioning Solutions



Lighting Solutions



Electrical Solutions



Cables and Accessories



Voltage and Wiring Cables



Power Tools



Power Tools



Hand Tools



Hand Tools



Tapes



Welding Machines, Tapes and Clamps



Pipe Cement



Adaptors and Couplers



Floor and Bottle Traps



Hose Pipes



Irrigation System



**ALLISTER BOLD**  
General Manager

"At Corys Build Centre, our mission is to provide a wide range of MEP related products and partner with you to add value to your business. We strive to be great in all we do so whether you visit us in one of our many branches, pick up the phone, send us an email or look us up online, you will have the same positive experience. Of course, we can always improve and are happy to hear any ideas and suggestions from you in order to serve your needs even better."

With a wide portfolio of mechanical, electrical and plumbing (MEP) offerings, Corys Build Centre provides Facilities Management companies, traders and contractors an integrated, multichannel approach to the building materials sector. With locations in Dubai, Al Ain, Sharjah, Abu Dhabi, Fujairah and Ras Al Khaimah, Corys Build Centre offers construction and MEP professionals a "one-stop shop" experience, making it a partner of choice for companies seeking quality, a broad range of branded products, availability and professional service.





Corys Build Centre works with professionals recruited for their expertise in their respective fields. From operations and logistics to marketing, sales and customer service, everyone brings something to the table.

## WHAT CUSTOMERS SAY ABOUT US

“The sales team responds very quickly during sales transactions and the quotations are always on time as expected. I am overall satisfied with the service at Corys Build Centre. Having 7 stores in the UAE makes them more accessible and helps us with our projects.”

- Mr. Noble Ababio  
Project Engineer, Contracting  
Company Dubai

“For our projects, I bought all the water heaters at Corys Build Centre and I experienced a very good service. The material was of good quality and the delivery took place in good conditions. When I experienced a problem, they solved it quickly.”

- Mr. Taha Alkrad  
Procurement Manager, Contracting  
Company Sharjah

“Corys Build Centre sells original MEP products and their delivery schedule is as planned. I dealt with a good corporate staff and I was very satisfied. Keep up the good work.”

- Mr. Umar Tamoor Khan  
General Accountant, Contracting  
Company Dubai

# WHAT WE OFFER



## TABLE OF CONTENTS

### 7-9 HEATING

Electric Water Heaters  
Solar Water Heaters  
Flexible Hoses

### 10-27 SANITARY AND PLUMBING

Kitchen and Bathroom Fittings  
Bathroom Waste and Traps  
Domestic Valves  
Testing Equipment  
Domestic Pumps  
Water Tanks

### 28-53 PIPES AND FITTINGS

Above Ground System  
Below Ground System  
uPVC High Pressure System  
uPVC Duct Type and Accessories  
CPVC Industrial Pipe  
HDPE Pipe and Drainage System  
PP-R System  
PEX System  
Soundproof Pipe System  
Compression Fittings and Valves

### 54-55 IRRIGATION SYSTEM

Hose Pipes  
Sprays and Control System

### 56-58 DRAINAGE SYSTEM

Manhole Covers  
Drainage Channel System

### 59-62 COOLING

Thermostats, Valves and Actuators  
Air Conditioning Solutions

### 63-66 LIGHTING AND ELECTRICAL

Lighting Solutions  
Light Switches and Electrical Sockets  
Voltage and Wiring Cables

### 67-76 TRADE ESSENTIALS

Power Tools  
Hand Tools  
Welding Machines  
Clamps  
Teflon Tapes  
Adhesives



## ELECTRIC AND SOLAR WATER HEATERS



ARISTON



## WIDE RANGE, ABSOLUTE COMFORT

## DESCRIPTION / PRODUCT CODE

## ANDRIS RS



- Temperature regulation
- Ecological polyurethane insulation
- Glasslined inner tank tested at 16 bar
- Oversize magnesium anode
- Pressure safety valve tested at 8 bar
- Copper heating element
- 4 bolts flange
- Modern aesthetic

AT3100631	ANDRIS RS 10/3
AT3100807	ANDRIS RS 15
AT3100633	ANDRIS RS 15/3 OS
AT3100635	ANDRIS RS 30/3

## TECHNICAL DATA

	ANDRIS RS 10	ANDRIS RS 15	ANDRIS RS 15	ANDRIS RS 30
Capacity	10	15	15	30
Installation	Over sink	Under sink	Over sink	Under sink
Power	1.2	1.2	1.2	1.5
Voltage	230	230	230	230
Heating time (57-45°C)	0.29	0.29	0.44	1.1
Heat dispersion at 65°C	0.43	0.55	0.53	0.67
Max working pressure	8	8	8	8
Max working temperature	80	80	80	80
Weight	6.6	6.6	7.4	12.8
Protection	IPX1	IPX1	IPX1	IPX1

## BLU R



- External temperature regulation
- Extra thick polyurethane insulation
- High thickness steel tank tested at 16 bar
- Oversized magnesium anode
- Original Ariston thermostat with built-in safety device
- External thermometer
- Pressure safety valve rated at 8 bar

AT3626204	BLU R 50 H
AT3626201	BLU R 50 V
AT3626205	BLU R 80 H
AT3626202	BLU R 80 V
AT3626206	BLU R 100 H
AT3626203	BLU R 100 V

## TECHNICAL DATA

	BLU R 50 V	BLU R 80 V	BLU R 100 V	BLU R 50 H	BLU R 80 H	BLU R 100 H
Capacity	50	80	100	50	80	100
Power	1.5	1.5	1.5	1.5	1.5	1.5
Voltage	230	230	230	230	230	230
Heating time (71-45°C) h	1.50	2.56	3.40	2.17	2.56	3.40
Max Working Temp. °C	75	75	75	75	75	75
Heat dispersion	0.96	1.22	1.39	1.02	1.48	1.85
Max Working Pressure	8	8	8	8	8	8
Weight	17	23	25	11	23	25
Protection	IPX3	IPX3	IPX3	IPX0	IPX1	IPX1

## PROI R



- WaterPlus technology: up to 16% more hot water available\*
- Compliant with top ESWH regulations
- External temperature setting
- Double safety thermostat
- Robust insulation material (polyurethane)
- Magnesium anode to fight corrosion
- High quality titanium enameled tank

AT3201980	PROI R 50H
AT3201977	PROI R 50V
AT3201981	PROI R 80H
AT3201978	PROI R 80V
AT3201982	PROI R 100H
AT3201920	PROI R 80H/3 EU 1.2kW
AT3201922	PROI R 80H 6.8K
AT3201919	PROI R 50H 6.8K

## TECHNICAL DATA

	PROI R 50 V	PROI R 80 V	PROI R 100 V	PROI R 50 H	PROI R 80 H	PROI R 100 H
Capacity	50	80	100	50	80	100
Installation	Regular	Regular	Regular	Regular	Regular	Regular
Size	15	15	15	12	15	15
Power	1.5	1.5	1.5	1.5	1.5	1.5
Voltage	230	230	230	230	230	230
Heating time (57-45°C)	0.99	2.27	3.09	2.11	2.27	2.99
Heat dispersion at 65°C	1.35	1.56	1.72	1.48	1.65	1.85
Max working pressure	8	8	8	8	8	8
Max working temperature	75	75	75	75	75	75
Weight	17	22	25	11	22	25
Class	IPX2	IPX2	IPX2	IPX0	IPX1	IPX1

# ELECTRIC AND SOLAR WATER HEATERS

 **ARISTON**

HEATING

## DESCRIPTION / PRODUCT CODE



### PRO ECO

- Digital temperature regulation
- High precision NTC temperature sensors
- Ecological polyurethane insulation
- Titanium glasslined inner tank tested at 16 bar
- Oversize magnesium anode
- 5-bolts flange
- Pressure safety valve tested at 8 bar
- ABS safety package

AT3201426 PRO1 ECO 80H, 1.5K

TECHNICAL DATA	PRO ECO 50 V	PRO ECO 80 H	PRO ECO 100 V	PRO ECO 150 H	PRO ECO 200 H	PRO ECO 300 H
Capacity	l	50	80	100	150	200
Installation	V	V	V	V	V	V
Size	Regular	Regular	Regular	Regular	Regular	Regular
Power	kW	1.5	1.5	1.5	1.7	1.9
Voltage	V	230	230	230	230	230
Heating time (l/T=45°C)	h:min	15:07	2:56	3:47	2:17	2:58
Heat dispersion at 55°C	W/m <sup>2</sup> 4h	0.99	1.22	1.39	0.98	1.48
Max working pressure	bar	8	8	8	8	8
Max working temperature	°C	80	80	80	80	80
Weight	kg	16.5	21	26.5	16.5	21
Class	IP	IPX3	IPX3	IPX3	IPX3	IPX3



### ARI

- Temperature regulation
- Ecological polyurethane insulation
- Titanium glasslined inner tank tested at 16 bar
- Oversize magnesium anode
- 5-bolts flange
- Pressure safety valve tested at 8 bar
- Wall-hung

AT3010909 ARI 150V  
AT3010907 ARI 150H  
AT3010910 ARI 200V  
AT3010908 ARI 200H

TECHNICAL DATA	ARI 150 V THRU	ARI 150 H THRU	ARI 200 V THRU	ARI 200 H THRU
Capacity	l	150	150	200
Power	kW	1.8	2	2.2
Voltage	V	230	230	230
Heating time (l/T=50°C)	h:min	5:30	4:40	5:35
Heat dispersion	W/m <sup>2</sup> 4h	1.41	1.87	1.88
Max working temp.	°C	65	75	65
Protection	IP	IP20	IP25	IP25
Weight	kg	37	37	45



### ARISTAR

- Temperature regulation
- Ecological polyurethane insulation
- Titanium glasslined inner tank tested at 16 bar
- Oversize magnesium anode
- 5-bolts flange
- Pressure safety valve tested at 8 bar
- Floor standing

AT3010911 ARI 200 STAB  
AT3010912 ARI 300 STAB  
AT3070547 ARI 500 TI STU

TECHNICAL DATA	ARI 200 STAB	ARI 300 STAB	ARI 500 STAB	TI STU 500
Capacity	l	200	250	500
Power	kW	3.0	3.0	6.0
Voltage	V	230/200	230/200	230/200
Heating time (l/T=45°C)	h, min.	4:26	5:00	5:54
Max. Working Temp.	°C	75	75	75
Heat dispersion	W/m <sup>2</sup> 4h	1.89	2.07	2.5
Max. Working Pressure	bar	8	8	8
Protection	IP	IP20	IP20	IP20
Weight	kg	50	50	95

## ALSO AVAILABLE:



### FIL-NOX FLEXIBLE HOSE

- Nickel plated brass
- Stainless steel AISI 304
- Maximum pressure: 110°C
- Operating pressure: 20 bar
- Minimum curvature radius: 20mm
- Available in 30cm - 120 cm

FIL701630005 - FIL7016120009



### TEFLON TAPE 12MM X 10M X 0.075MM

- Width: 12mm (1/2")
- Thickness: 0.075mm
- Length: 10m
- Density: 0.35g/cm<sup>3</sup>
- Working temperature: 190°C to 370°C
- Made from 100% PTFE (Polytetrafluoroethylene)
- Application: Water (Not suitable for gas)
- Excellent weathering resistance and corrosion resistance

CBCFLENTAPE121075



## ELECTRIC AND SOLAR WATER HEATERS



## DESCRIPTION / PRODUCT CODE



## KAIROS THERMO CF-2

- Optimal stratification process to achieve higher performances and a faster heating
- Each component of solar water heater (collector, tank and installation kit) is 100% made to last
- Solar Keymark certification
- Total safety guaranteed
- Easy installation

AT3022275 KAIROS THERMO CF-2 E  
2KW 300

## TECHNICAL DATA

		KAIROS CF 2.0-3	
Empty Weight	kg		27
Dimensions LxHxD	mm		1980x985x79
Max operating pressure	bar		6
Efficiency	%		72%
Collector fluid capacity instead of Sensor fluid capacity	l		1
Absorption	%		95
Emissivity	%		5
Gross area	m <sup>2</sup>		1.96
Aperture area instead of input area	m <sup>2</sup>		1.77
Absorber area	m <sup>2</sup>		1.73
Absorber material			Aluminium
Absorber coating			Blue Selective
Absorber thickness	mm		0.4
K1	W/m <sup>2</sup> K		0.789
K2	W/m <sup>2</sup> K		4.22
Absorber tubing material			Copper
Stagnation temperature	°C		210



## KAIROS THERMO CF-GR

- High performance laser welded solar absorber with selective blue treatment
- Easy installation
- Reduced thermal losses
- Solar Keymark Certification
- Antibacterial design for drinking water
- Immediate and continuous hot water
- Long service life of the system
- With 2 kW heating element

AT3022338 KAIROS THERMO CF GR-E 200

## TECHNICAL DATA

		CF-GR 200/1		CF-GR 300/2	
Technology		Glossed Circuit		Glossed Circuit	
Heating element	kW	2		2	
Number of collectors		1		2	
Max height	m	13		13	
Angle of inclination	°	21		21	
Domestic hot water tank capacity	l	99		268	
Dimensions (LxHxD)	mm	2495x1285x430		2495x2165x430	
Solar collector					
Gross area of solar collector	m <sup>2</sup>	2.01		2.01	
Solar collector input area	m <sup>2</sup>	1.83		1.83	
Net area of the solar collector	m <sup>2</sup>	1.74		1.74	
Absorber Material		Aluminium		Aluminium	
Absorber coating		Blue Selective		Blue Selective	
Absorber pipe material		Copper		Copper	
Refr. insulation thickness	mm	30		30	
Welding type		Laser		Laser	
Absorption power	%	95		95	
Emissivity	%	5		5	
Heat Treated glass		Solar premium glass (3.2mm)		Solar premium glass (3.2mm)	
Net weight of solar collector	kg	30		30	
Tank modules		81		91	
Maximum pressure of the CF-GR circuit	bar				
Tank material		Enamelled steel		Enamelled steel	
Insulation		Hard polyurethane foam		Hard polyurethane foam	
Thickness of insulation	mm	50		50	
Maximum operating temperature of water tank	°C	95		95	
Outer shell		Magnesium (pro-magnesium alloy)		Magnesium (pro-magnesium alloy)	
Weight of the empty tank	kg	68		100	



## KAIROS THERMO DR

- Quick installation
- No heat stress
- Highly transparent prismatic surface
- High reliability
- Corrosion proof
- Long life

AT3022205 KAIROS THERMO DR-E 2KW 200-1  
AT3022204 KAIROS THERMO DR-E 2KW 300-2

## TECHNICAL DATA

		KAIROS DR 2.0	
Weight	kg		30
Dimensions	mm		2204x996x78
Operating pressure	bar		7
Diameter of external connections	mm		18
Collector fluid capacity instead of Sensor fluid capacity	l		1.8
Absorption	%		95
Emissivity	%		5
Gross area instead of total area	m <sup>2</sup>		2.01
Aperture area instead of input area	m <sup>2</sup>		1.83
Absorber area instead of absorber	m <sup>2</sup>		1.73
Specific heat capacity	kJ/K		1128
Q			0.72°
K1	W/m <sup>2</sup> K		3.94°
K2	W/m <sup>2</sup> K		0.012
Stagnation temperature	°C		182.3
UW (50°)			0.36



## KAIROS THERMO HE

- Quick production of domestic hot water
- Very high performances with 95% absorption and only 5% reflection
- Guarantees a very smooth absorbing surface, maximizing the exploitation of the solar energy

AT3022181 KAIROS THERMO HE 300/2 TR

## TECHNICAL DATA

		HE 300/1E		HE 300/1T		HE 300/2E		HE 300/2T		HE 300/2TR	
Water selection		Ground or Rainwater		Ground or Rainwater		Ground or Rainwater		Ground or Rainwater		Ground or Rainwater	
Insulation		22		22		22		22		22	
Collector gross surface	m <sup>2</sup>	2.01		2.01		2.01		2.01		2.01	
Collector aperture surface	m <sup>2</sup>	1.83		1.83		1.83		1.83		1.83	
Aperture area	m <sup>2</sup>	1.83		1.83		1.83		1.83		1.83	
Water tank capacity	l	99		99		268		268		268	
Tank modules		81		81		91		91		91	
Domestic hot water storage tank capacity	l	99		99		268		268		268	
CFW circulation pressure	bar	6		6		6		6		6	
Water tank safety valve selection	bar	1.5		1.5		1.5		1.5		1.5	
Insulation	mm	22		22		22		22		22	

# KITCHEN AND BATHROOM FITTINGS

Pure Freude  
an Wasser

GROHE




SANITARY AND PLUMBING

A leading global brand for complete bathroom solutions and kitchen fittings

## DESCRIPTION / PRODUCT CODE

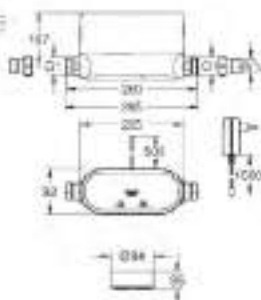
### SMART WATER SENSOR



- For wireless LAN, battery powered
- Automatic warnings in emergency situations - flooding alarm and frost risk alarm
- Daily updates of humidity and temperature
- Receive notifications and customize settings via GROHE Ondus App
- Status indication via LED light, buzzer and app
- For placement on a flat non-conductive surface
- Wireless LAN 2.4 GHz, WPA/WPA2 protected
- Including 3 x AAA batteries
- CE approved
- Made in Germany

GH22505LN0

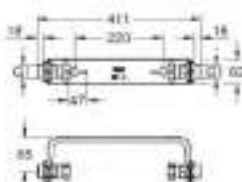
### GROHE SENSE KIT



- 1 x GROHE Sense Guard smart water controller + 3 x GROHE Sense smart water sensor
- For wireless LAN, mains powered, 230 V
- For single-family houses
- Cold water only
- Detects pipe breaks, micro leaks, frost risk and unusual water flow
- Automatic, manual or remote shut off function to limit water damage
- Senses flow rate, water pressure and system temperature
- Tracks water consumption
- Receive notifications and customize settings via GROHE Ondus App
- Status indication via LED light, buzzer and push notifications
- Wireless LAN 2.4 GHz, WPA/WPA2 protected
- For horizontal or vertical installation right downstream the water meter

- 3 x GROHE Sense smart water sensor
- Same above description

GH22517LN0



### WALL MOUNTING SET

- For installation on the wall
- Easy and stable installation
- Mounting nuts with G1" connection
- For use with GH22517LN0

GH22501000

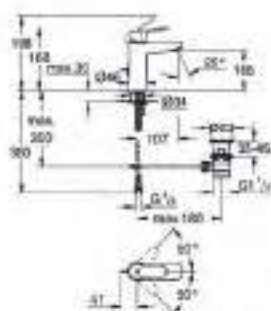


# KITCHEN AND BATHROOM FITTINGS

Pure Freude  
an Wasser

GROHE

## DESCRIPTION / PRODUCT CODE

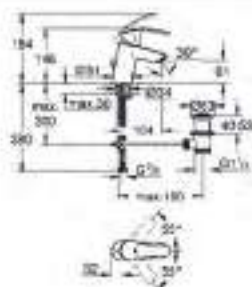


### BAU EDGE BASIN MIXER

- Single-lever basin mixer 1/2"
- M-Size
- Single hole installation
- Metal lever
- GROHE Longlife 28 mm ceramic cartridge
- GROHE StarLight chrome finish
- GROHE EcoJoy mousseur 5.7 l/min
- Rapid installation system
- Plastic pop-up waste set 1 1/4"
- Flexible connection hoses



GH23758000

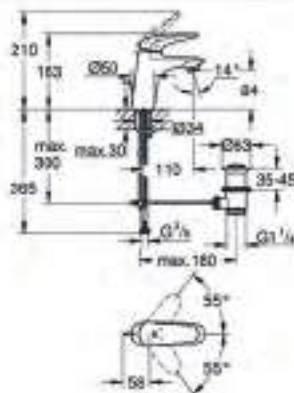


### EUROSMART BASIN MIXER

- Single-lever basin mixer 1/2"
- S-Size
- Single hole installation
- Metal lever
- GROHE SilkMove 35 mm ceramic cartridge
- Adjustable flow rate limiter
- With temperature limiter
- GROHE StarLight chrome finish
- GROHE EcoJoy mousseur 5.7 l/min
- GROHE QuickFix rapid installation system
- Pop-up waste set 1 1/4"
- Flexible connection hoses



GH33265002

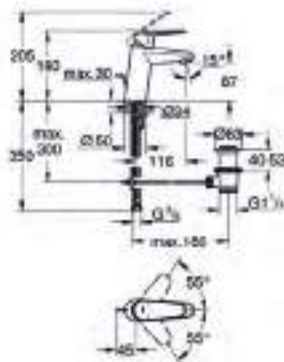


### EUROSTYLE SOLID SINGLE-LEVER BASIN MIXER

- Single-lever basin mixer 1/2"
- S-Size
- Single hole installation
- Solid metal lever
- GROHE SilkMove 35mm ceramic cartridge
- Adjustable flow rate limiter
- With temperature limiter
- GROHE StarLight chrome finish
- GROHE EcoJoy mousseur 5.7 l/min
- GROHE QuickFix rapid installation system
- Pop-up waste set 1 1/4"
- Flexible connection hoses



GH23707000



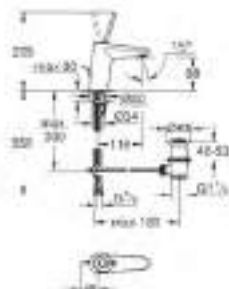
### EURODISC COSMOPOLITAN BASIN MIXER

- Single-lever basin mixer 1/2"
- S-Size
- Monobloc installation
- Metal lever
- GROHE SilkMove 35mm ceramic cartridge
- Adjustable flow rate limiter
- Adjustable minimum flow rate 2.5 l/min
- GROHE StarLight chrome finish
- GROHE StarLight chrome finish system with centering support
- Pop-up waste set 1 1/4"
- Flexible connection hoses
- Noise classification I in accordance with DIN4109



GH33190002

## DESCRIPTION / PRODUCT CODE

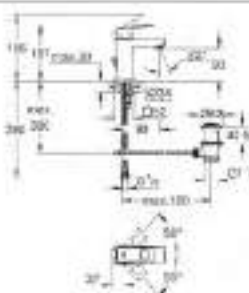


### EURODESC JOY BASIN MIXER

- Single-lever basin mixer 1/2"
- S-Size
- Single hole installation
- Metal lever
- GROHE FeatherControl Joystick cartridge
- GROHE StarLight chrome finish
- GROHE EcoJoy SpeedClean mousseur 5.7 l/min
- GROHE QuickFix Plus installation system
- Pop-up waste set 1 1/4"
- Flexible connection hoses



GH23425080



### EUROCLUBE BASIN MIXER

- Single-lever basin mixer 1/2"
- S-Size
- Single hole installation
- Metal lever
- GROHE SilkMove 28 mm ceramic cartridge
- Temperature limiter
- GROHE StarLight chrome finish
- GROHE EcoJoy SpeedClean mousseur 5.7 l/min
- GROHE QuickFix Plus installation system
- Pop-up waste set 1 1/4"
- Flexible connection hoses
- With non-restricted flow



GH23127000



### LINEARE BASIN MIXER

- Single-lever basin mixer 1/2"
- S-Size
- Single hole installation
- Metal lever
- GROHE SilkMove 28 mm ceramic cartridge
- With temperature limiter
- GROHE StarLight chrome finish
- GROHE EcoJoy SpeedClean mousseur 5.7 l/min
- GROHE QuickFix Plus installation system
- Pop-up waste set 1 1/4"
- Flexible connection hoses



GH23114001



### BAU COSMOPOLITAN INTRA-RED ELECTRONIC BASIN MIXER

- With mixing device and adjustable temperature limiter
- With infrared sensor for bi-directional communication
- For monitoring, configuration and service purpose
- 6 V lithium-battery, type CR-P2
- Battery lifetime: approx. 7 years (150 actuations a day)
- GROHE StarLight chrome finish
- GROHE EcoJoy mousseur 5.7 l/min
- Body made of composite polymer
- Flexible connection hoses
- Non-return valve
- Dirt strainers
- With integrated solenoid valve
- External battery
- Rapid installation system
- Multistage battery status display
- 7 pre-set programs: auto flush, thermal disinfection, cleaning mode, additional functions and precise settings by remote control 36 407
- CE approved
- Acoustic group I in accordance with DIN 4109
- Min. recommended pressure 1.0 bar



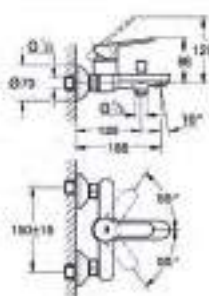
GH26451000



KITCHEN AND  
BATHROOM FITTINGSPure Freude  
an Wasser

GROHE

## DESCRIPTION / PRODUCT CODE

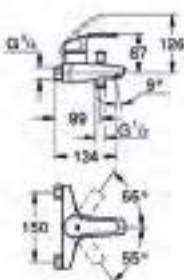


## RAU EDGE BASIN MIXER

- Single-lever bath mixer 1/2"
- Wall mounted
- Metal lever
- GROHE Longlife 46 mm ceramic cartridge
- GROHE StarLight chrome finish
- Adjustable flow rate limiter
- Automatic diverter: bath/shower
- Spout with mousseur
- Shower bottom outlet 1/2"
- With integrated non return-valve
- S-unions
- Metal wall escutcheon
- Protected against backflow



GH23615000

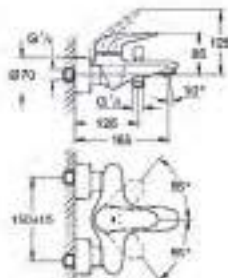


## EUROSMART BATH/SHOWER MIXER

- Single-lever bath/shower mixer 1/2"
- Wall mounted
- Metal lever
- 32mm ceramic cartridge with Eco-Override-Stop, with GROHE SilkMove
- With temperature limiter
- GROHE StarLight chrome finish
- Adjustable flow rate limiter
- Adjustable minimum flow rate 2.5 l/min
- Automatic diverter: bath/shower
- Integrated non-return valve in the shower outlet 1/2"
- Protected against backflow



GH33304002

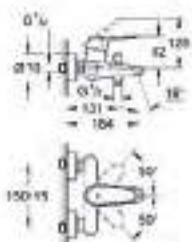


## EUROSTYLE BATH MIXER

- Single-lever bath mixer 1/2"
- wall mounted
- Solid metal lever
- GROHE SilkMove 35 mm ceramic cartridge
- With temperature limiter
- GROHE StarLight chrome finish
- Adjustable flow rate limiter
- Automatic diverter: bath/shower mousseur
- Shower outlet 1/2" with integrated non-return valve
- Covered S-unions
- Protected against backflow



GH23726003



## EURODISC COSMOPOLITAN BATH/SHOWER MIXER

- Single-lever bath mixer 1/2"
- Wall mounted
- Metal lever
- GROHE SilkMove 46 mm ceramic cartridge
- GROHE StarLight chrome finish
- Adjustable flow rate limiter
- Adjustable minimum flow rate
- Approx. 2.5 l/min
- Automatic diverter: bath/shower mousseur
- Integrated non-return valve in the shower outlet 1/2"
- S-unions
- Protected against backflow



GH33300002

## DESCRIPTION / PRODUCT CODE



### EURODISC JOY BATH MIXER

- Single-lever bath mixer 1/2"
- Wall mounted
- Metal lever
- GROHE SilkMove Joystick cartridge
- GROHE StarLight chrome finish
- Automatic diverter: bath/shower mousseur
- Integrated non-return valve in the shower outlet 1/2"
- S-unions
- Protected against backflow
- Min. recommended pressure 1.0 bar



GH23431000



### EUROCUBE BATH/SHOWER MIXER

- Single-lever bath mixer 1/2"
- Wall mounted
- Metal lever
- GROHE SilkMove 46 mm ceramic cartridge
- GROHE StarLight chrome finish
- Adjustable flow rate limiter
- Automatic diverter: bath/shower mousseur
- Integrated non-return valve in the shower outlet 1/2"
- Covered S-unions
- Protected against backflow



GH23140000

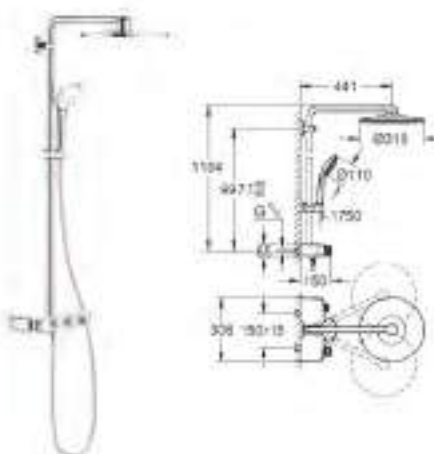


### LINEARE BATH/SHOWER MIXER

- Single-lever bath mixer 1/2"
- Wall mounted
- Metal lever
- GROHE SilkMove 35 mm ceramic cartridge
- With temperature limiter
- GROHE StarLight chrome finish
- Automatic diverter: bath/shower mousseur
- Shower outlet 1/2"
- Integrated non-return valve
- Covered S-unions
- Protected against backflow
- Min. recommended pressure 1.0 bar



GH33849001



### EUPHORIA SMARTCONTROL SYSTEM 310 DUO

- Shower system with thermostat for wall mounting consisting of:
  - horizontal 450 mm shower arm
  - upper bracket adjustable for minimal adaption to existing drilling holes
  - exposed SmartControl thermostat
- Allows change between: head shower Rainshower 310 SmartActive, spray plate chrome
- GROHE PereRain and Centered Jet spray
- Hand shower Euphoria 110 Massage, spray plate white (27 221 001)
- 3 spray patterns: Rain, SmartRain, Massage
- Adjustable in height with gliding element
- Silverflex shower hose 1750 mm (28 388 000)
- GROHE DreamSpray perfect spray pattern
- GROHE StarLight chrome finish
- GROHE CoolTouch no risk of scalding
- GROHE TurboStat compact cartridge
- With wax thermoelement
- GROHE EcoJoy technology for less water and perfect flow
- GROHE SafeStop at 38°C
- GROHE SafeStop Plus optional temperature limiter at 43°C included
- GROHE SmartControl push for ON-OFF, turn for Volume adjustment from EcoJoy to full flow
- Integrated GROHE EasyReach shower tray
- SpeedClean anti-lime system
- Inner WaterGuide for a longer life



GH26507000



# KITCHEN AND BATHROOM FITTINGS

Pure Freude  
an Wasser



## DESCRIPTION / PRODUCT CODE

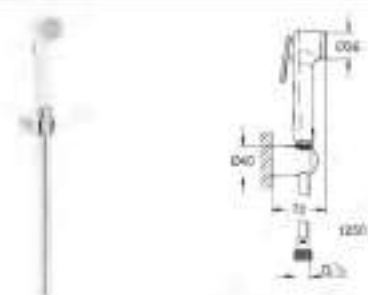


### TEMPESTA-F TRIGGER SPRAY 30 CHROME

- Wall holder set 1 spray consisting of:  
hand shower with trigger control  
wall shower holder  
metal shower hose 1250 mm
- GROHE StarLight chrome finish
- SpeedClean anti-lime system
- Inner WaterGuide for a longer life
- Min. recommended pressure 1.0 bar



GH26354000

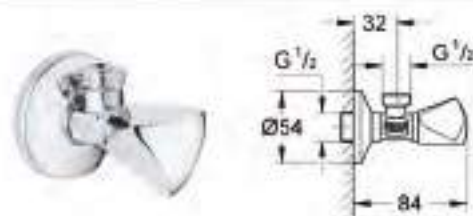


### TEMPESTA-F TRIGGER SPRAY 30 CHROME/WHITE

- Wall holder set 1 spray consisting of:  
hand shower with trigger control  
wall shower holder  
metal shower hose 1250 mm
- GROHE StarLight chrome finish
- SpeedClean anti-lime system
- Inner WaterGuide for a longer life
- Min. recommended pressure 1.0 bar



GH26356100

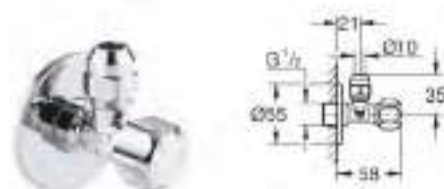


### ANGLE VALVE

- Without connector set 1/2"
- For copper pipe Ø 10 mm
- Marking: neutral
- GROHE StarLight finish



GH22940

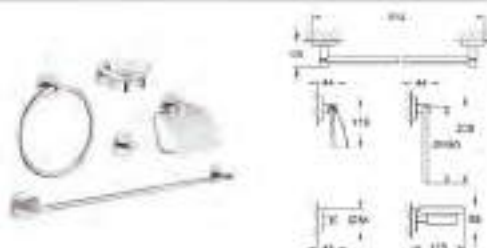


### ANGLE VALVE CHROME 1/2" X 3/8"

- Pre-roughened connection thread for easy sealing
- Wall connection 1/2"
- Outlet thread 3/8"
- With length compensation
- With compression nut Ø 10mm
- Water protected spindle shutoff, brass
- With grease chamber and double o-ring sealing
- Ergonomic handle
- Marking: neutral
- Metal push-on escutcheon Ø 55 mm
- 10 pieces
- GROHE StarLight finish



GH2201800M



### ESSENTIALS

- Master bathroom accessories set 5-in-1
- Material: glass / metal
- Consisting of: towel ring towel rail, 600 mm - robe hook, paper holder with cover, soap dish with holder
- Concealed fastening
- GROHE StarLight chrome finish



GH40544001

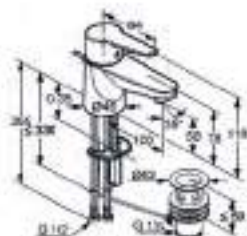
# KITCHEN AND BATHROOM FITTINGS

**KLUDI  
RAK**

"We Stand for Water Saving"



## DESCRIPTION / PRODUCT CODE



### POLARIS SINGLE LEVER BASIN MIXER DN10

- Single lever basin mixer DN 15
- Single hole mounted
- Solid lever
- Ceramic cartridge with hot water safety device
- PCA aerator M24 x 1
- Flow level 1.0 gpm (3.8 ltr/min)
- Flexible high pressure supply tubes 1/2 inch
- Rapid installation set
- Pop-up waste 1 1/4 inch
- In accordance to EN 817
- Pressure Compensating Aerator 1.0 gpm (3.8 ltr/min)

RAK1000-01



### PROFILE STAR SINGLE LEVER BASIN MIXER DN10

- Single lever basin mixer DN 15
- Single hole mounted
- Solid lever
- Ceramic cartridge with hot water safety device
- PCA cache aerator M24 x 1
- Flow level 1.0 gpm (3.8 ltr/min)
- Flexible high pressure supply tubes 1/2 inch
- Rapid installation set
- Pop-up waste 1 1/4 inch
- In accordance to EN 817
- Pressure Compensating Aerator 1.0 gpm (3.8 ltr/min)

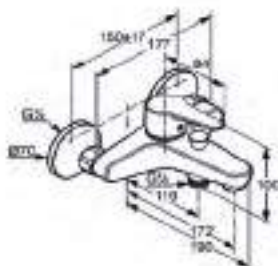
RAK14100



### HARMONY SINGLE LEVER BASIN MIXER DN15

- Solid lever
- Single hole mounted
- Flow level 1 gpm
- PCA aerator M24 x 1
- Ceramic cartridge with hot water safety device
- Pop-up waste 1 Ø inch
- Flexible high pressure supply tubes 1/2 inch
- Rapid installation set
- In accordance to EN 817
- Pressure Compensating Aerator 1 gpm

RAK15000



### POLARIS SINGLE LEVER BATH/SHOWER MIXER DN15

- Solid lever
- Wall fastening
- Aerator M24 x 1
- Ceramic cartridge with hot water safety device
- Protected against backflow
- Automatic diverter: shower to bath tub
- S-unions 1/2 inch x 3/4 inch
- Flow regulator 8 ltr/min

RAK10002



# KITCHEN AND BATHROOM FITTINGS

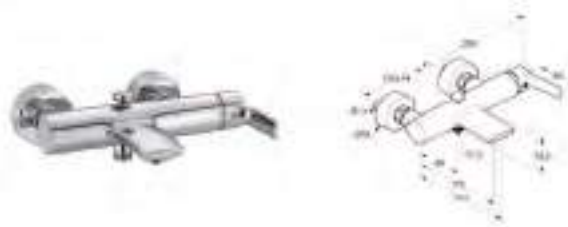
**KLUDI**  
**RAK**
*\* We Stand for Water Saving \**

## DESCRIPTION / PRODUCT CODE



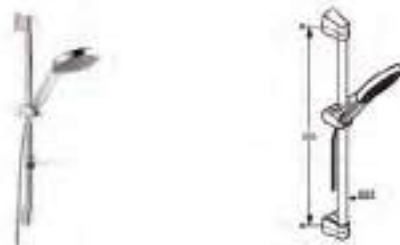
### PROFILE STAR SINGLE LEVER BATH/SHOWER MIXER

- Single lever bath and shower mixer DN 15
- Wall fastening
- Solid lever
- Ceramic cartridge with hot water safety device
- 5-pointer aerator M24 x 1
- Automatic diverter: shower to bath tub
- Shower connection 1/2 inch
- Flow regulator 8.8 ltr/min
- Protected against backflow
- S-unions 1/2 x 3/4 inch
- In accordance to EN 817

**RAK14102**


### HARMONY SINGLE LEVER BATH/SHOWER MIXER DN15

- Single lever bath and shower mixer DN 15
- Wall fastening
- Solid lever
- Ceramic cartridge with hot water safety device
- Flow straightener M24 x 1
- Automatic diverter: shower to bath tub
- Shower connection 1/2 inch
- Flow regulator 8.8 ltr/min
- Protected against backflow
- S-unions 1/2 x 3/4 inch
- In accordance to EN 817

**RAK15002**


### PASSION SHOWER SET

- Shower set DN 15
- L = 600 mm
- Wall rail with horizontally and vertically adjustable slider
- With screws and dowels
- With 15 Hand shower with hand shower 1/2 inch
- With cleaning system
- Angle adjustable in 50° stages (maximum tilt angle 300°)
- Voluminous shower spray from 90° spray nozzles
- Flow rate 18.7 ltr/min at 3 bar
- Noise level L report no. P-IX 19052/TB
- With shower hose 1/2 inch x 1/2 inch x 1600 mm
- With conical nuts

**RAK13007**


### BRASS ANGLE VALVE DN15

- Brass Angle Valve 1/4 Turn (chrome)
- Chrome plated brass
- Ceramic disc fitting
- Head part 1/2"
- Connector set 1/2"
- Brass handle
- Pressure 6 bar maximum
- Markings with hot and cold button

**RAK33002**

## ACCESSORIES


**CALIBER SOAP BASKET**  
**RAK21002**

**PAPER HOLDER**  
**RAK21004**

**CALIBER ROBE HOOK**  
**RAK21005**

**CALIBER SOAP DISC GLASS**  
**RAK21008**

# KITCHEN AND BATHROOM FITTINGS



**KISTENMACHER**

SANITARY AND PLUMBING

DESCRIPTION / PRODUCT CODE



SHORT BIBCOCK 1/2" UPPERPART  
KM5610



LONG BIBCOCK 3/8" UPPERPART  
KM5600



SWIVEL TAP  
KM5300G



SINK TAP HU-OUTLET  
KM5585G



LAVATORY MIXER WITH  
CHAINHOLDER  
KM5222GF



SINK MIXER HU-OUTLET  
KM5560G



LAVATORY MIXER BRIDGE TYPE  
KM5200G



BATH MIXER  
KM5050G



SHATTAF ANTIKALK  
KM13291



SHATTAF ANTIKALK  
WHITE  
KM13291W




SHATTAF NOBLESSE WHITE  
KM13255W



SHATTAF NOBLESSE CHROME  
KM13255C



SAFETY HOSE  
KM5140125



METAL HOSE  
KM5133CR150



CORNER ANGLE VALVE 1/2" X 1/2"  
KM5630



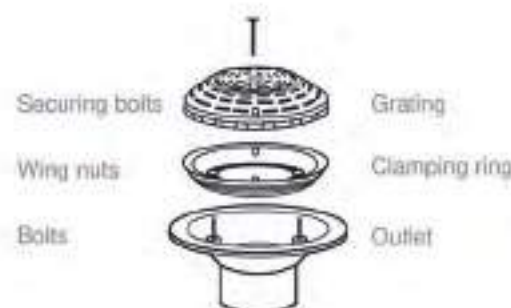
# BATHROOM WASTES AND TRAPS

**M'ALPINE**

## Exceptionally wide range of highest quality plumbing products

- Manufactured in robust ABS and dimensionally complies with the relevant sections of standards BS 4514/EN 1455/EN 1451.
- 50mm and 70mm deep-water seal providing maximum protection against seal loss due to evaporation and siphonage. Prevents possibility of foul air escape.
- Redesigned boss shoulders eliminate the use of adaptors for inlet connections.
- Can be used with both imperial and metric sized pipework.
- Accepts either plastic or stainless steel tile and grating.
- Simply extended by using 110 mm plain ended pipe.
- High temperature resistance.

### Flat Roof Outlets



### SPIGOT TAIL

MATERIAL: POLYPROPYLENE

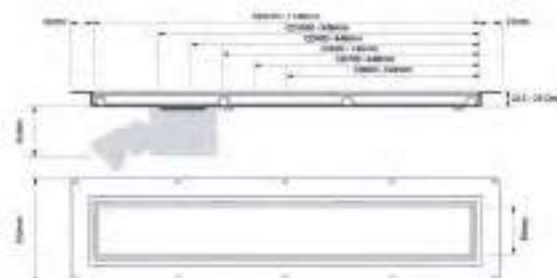
SIZE	CODE	COLOR	A	B	C	D
52mm	MCRODFLR0113	GREY	250	163	113	115
110mm	MCRODFLR0114	GREY	250	163	113	115
160mm	MCRODFLR0115	GREY	250	163	113	115

ALL DIMENSIONS ARE IN MM UNLESS OTHERWISE SPECIFIED

### Also Available: Standard channel drain

- Available in 6 cover plate lengths from 548mm to 1148mm
- Choice of 3 finishes - simple brushed or polished metallic finish or a grid with a brushed finish.
- Highest quality grade 304 Stainless Steel cover plate
- Cover plate reversible to accommodate tiles up to 8mm
- Frame height adjustable to suit tiles up to 16mm
- Supplied with 50mm water seal trap and adjustable height support legs
- Flow Rate 54 litres per minute, calculated under a constant 120mm head of water
- Available from 548mm to 1148mm length

McAlpine Standard Channel Drain



Brushed



Polished



Grid (Brushed)

# BATHROOM WASTES AND TRAPS

**M'ALPINE**

## DESCRIPTION



### BOTTLE TRAP

- Available in 1½" and 1½" sizes
- 75mm Water Seal
- Multifit Compression Outlet suits all plastic, copper and lead pipe
- Manufactured in polypropylene
- Conforms to BS EN 274-1:2002



## DESCRIPTION

### UNTRAPPED GULLY

- Untrapped Gully, Clamp Ring and Cover Plate, 1½" Horizontal Outlet
- Available with White Plastic, Polished Stainless Steel or Chrome Plated Brass Cover Plates
- 1½" BS EN 1329-1:2000 Solvent Weld Horizontal Outlet
- Supplied with 2" x 1½" socket reducer
- Sheet floor gully suitable for concrete and suspended timber floors



### ANTI-SYPHON BOTTLE TRAP

- Available in 1½" and 1½" sizes
- 75mm Water Seal
- Multifit Compression Outlet suits all plastic, copper and lead pipe
- Anti-Syphon Valve neutralises negative syphonic pressure and eliminates gurgling
- Manufactured in polypropylene
- Conforms to BS EN 274-1:2002



### MULTI-DRAIN CONCRETE GROUND FLOOR GULLY

- Available with 2" / 3" or 3" Outlet
- 60mm Water Seal
- Solvent Weld Horizontal Outlet
- Inlet connections are for solvent welding to 1½" ABS/PVC pipe, internal fit or 2" ABS/PVC pipe, external fit
- Height can be extended by solvent welding length of 110mmØ PVC pipe between Gully Body and Tile



### RESEALING BOTTLE TRAP

- Available in 1½" and 1½" sizes
- 75mm Water Seal
- Multifit Compression Outlet suits all plastic, copper and lead pipe
- Resealing action ensures retention of an adequate water seal even under extreme syphonic conditions
- Manufactured in polypropylene
- Conforms to BS EN 274-1:2002



### STRAIGHT FLEXIBLE WC CONNECTOR

- 97-107mm Inlet x 4"/110mm Outlet Flexible WC Connector
- Available in 3 lengths
- Outlet fits 4"/110mm inside diameter of PVC-U and cast iron soil pipe
- 97-107mm Inlet suits all pan spigots
- Independent tests prove conclusively that there is no build-up of sediment in the flex
- Manufactured in Polypropylene



### ADJUSTABLE INLET BOTTLE TRAP

- Available in 1½" and 1½" sizes
- 75mm Water Seal
- Multifit Compression Outlet suits all plastic, copper and lead pipe
- Adjustable Inlet makes trap suitable for all domestic repair, maintenance and improvement work
- Manufactured in polypropylene
- Conforms to BS EN 274-1:2002



### VENT PIPE 50 WITH 2" UNIVERSAL OUTLET

- 2" Universal Outlet
- For full information on Air Admittance Valves please see below
- A1 rated
- Air flow capacity of 14.2 l/s

### UNTRAPPED CONCRETE GROUND FLOOR GULLY

- Available with White Plastic or Polished Stainless Steel tile
- 1½" BS EN 1329-1:2000 Solvent Weld Horizontal Outlet
- Manufactured in ABS to the highest quality
- Overall height 68mm
- Only suitable for concrete ground floor installations where a waterproofing membrane is not required



### FEMALE X MALE TEE PIECE FOR WC OVERFLOW

- Tee Piece 1½" BSP nat x 1½" BSP thread x 19/23mm Universal Connection
- Not suitable for use with high level cisterns as installation into external flush pipe would cause malfunction of the syphonic flushing action





# DOMESTIC VALVES



The Pegler Quality Management System is in accordance with the requirements of ISO9001:2015.



## DESCRIPTION / PRODUCT CODE

## DESCRIPTION / PRODUCT CODE



### 79 ANGLE VALVE 1/2"

- Chrome plated brass body
- No minimum operating pressure
- 10.0 bar at temperatures up to 90°C (Max. cold working pressure)
- Not suitable for maximum hot working pressure



PG510052



### 10751 PN20 GATE VALVE

- Bronze body
- No minimum operating pressure
- 20.0 bar at temperatures up to 180°C (Max. cold working pressure)
- 9.0 bar at temperatures up to 180°C (Max. hot working pressure)
- Available sizes: 1/2" to 3"



PG101050 - 101057



### P775 BRASS AUTOMATIC AIR VENT 1/2"

- Brass body
- 10.0 bar at temperature up to 110°C
- Suitable for water

PG538009



### 1060A SWING TYPE CHECK VALVE

- Gunmetal body
- 0.05-1.0 bar minimum operating pressure
- 25.0 bar at temperatures up to 190°C (Max. cold working pressure)
- 10.5 bar at temperatures up to 186°C (Max. hot working pressure)
- Available sizes: 1/2" to 4"

PGG122007 - 122015



### 1064 FOOT/FILTER VALVE

- Brass body
- 0.0020-0.04 bar minimum operating pressure
- 8.0 bar at temperature up to 90°C (Max. cold working pressure)
- Not suitable for maximum hot working pressure
- Available sizes: 1/2" to 2"

PG124271 - 124296



### V905 BUTTERFLY VALVE

- Ductile iron body
- Fully lugged to BS EN 593:2004
- Face to face dimensions to BS EN 558: 2008
- Suitable for water
- Available sizes: 65mm to 200mm



PG15300 - 15305



### 1065 GATE VALVE

- Forged brass body
- No minimum operating pressure
- 17.5 bar at temperatures up to 93°C (Max. cold working pressure)
- Not suitable for maximum hot working pressure
- Available sizes: 1/2" to 2"

PG202007 - 202057



### V905G BUTTERFLY VALVE

- Ductile iron body
- Fully lugged to BS EN 593:2004
- Face to face dimensions to BS EN 558: 2008
- Suitable for water
- Available sizes: DN200 to DN600



PG15300 - 15305

## DESCRIPTION / PRODUCT CODE



### 1260SF COMMISSIONING VALVE

- ISO 228 parallel thread
- With isolation and flow measurement functions
- Available sizes: 1/2" to 2"



PG126023 - 126028



### PEG62 WATER HAMMER ARRESTOR 1/2"

- Brass body
- Weight: 0.48 kg
- Can be installed in any orientation
- Can be used in pipelines up to 1.1/4" diameter

PG5A2080



### V952 REGULATING VALVE

- Ductile iron body
- Suitable for water
- With regulating and isolating functions
- Available sizes: DN65 to DN300

PG15538 - 15538



### PRV4 PT PRESSURE REDUCING VALVE

- Weight: 0.706 kg
- Available sizes: 1/2" to 4"



PG5A2031 - 5A2039



### V950 GATE VALVE PN16

- Ductile iron body
- BS EN 1171:2002
- Available sizes: DN50 to DN300

PG15518 - 15518



### V913 STRAINER

- Gunmetal body
- Female x female
- BS 21 taper thread (EN 10226) PN16 Series B
- Available sizes: 1/2" to 2"



PG119061 - 119066



### 856 FLOAT VALVE

- Brass body
- No minimum operating pressure
- 14.0 bar at temperatures up to 85°C (Max. cold working pressure)
- Not suitable for maximum hot working pressure
- Available sizes: 3/8" to 1/2"

PG519006 - 519008



### 701 BRASS HIB TAP

- Forged brass body
- No minimum operating pressure
- 10.0 bar at temperatures up to 90°C (Max. cold working pressure)
- Not suitable for maximum hot working pressure
- Available sizes: 1/2" to 3/4"

PG509007 - 509013



### PB500 BALL VALVE

- Forged brass, chrome plated body
- No minimum operating pressure
- 25.0 bar at temperatures up to 100°C (Max. cold working pressure)
- 16.5 bar at temperatures up to 150°C (Max. hot working pressure)
- Available sizes: 1/4" to 4"



PG242001 - 242051



### 1063 SPRING CHECK VALVE

- Brass body
- 0.002-0.04 bar minimum operating pressure
- 8.0 bar at temperatures up to 90°C (Max. cold working pressure)
- Not suitable for maximum hot working pressure
- Available sizes: 1/2" to 4"

PG242001 - 242051



# DOMESTIC VALVES

## DESCRIPTION / PRODUCT CODE



### 901 FLOAT VALVE

- Equilibrium pattern
- Reduced bore
- 1/2" and 6" sizes
- Brass body 1/2" to 1"
- 1 1/4" to 6"



PG520011

Range										Recommended float size	
Size	End	Material	Body material	End size	Max height	Lower height	Code	Copper	Float	Weight (kg)	
1/2"	1/2"	Brass	Brass	1/2"	150	50	590001	4 1/2" x 1 1/2" W	3 1/2" x 1 1/2" W	0.02	
3/4"	3/4"	Brass	Brass	3/4"	150	50	590004	4 1/2" x 1 1/2" W	3 1/2" x 1 1/2" W	0.02	
1"	1"	Brass	Brass	1"	150	50	590009	4 1/2" x 1 1/2" W	3 1/2" x 1 1/2" W	0.02	
1 1/2"	1 1/2"	Brass	Brass	1 1/2"	150	50	590009	4 1/2" x 1 1/2" W	3 1/2" x 1 1/2" W	0.02	
2"	2"	Brass	Brass	2"	150	50	590009	4 1/2" x 1 1/2" W	3 1/2" x 1 1/2" W	0.02	
3"	3"	Brass	Brass	3"	150	50	590009	4 1/2" x 1 1/2" W	3 1/2" x 1 1/2" W	0.02	
4"	4"	Brass	Brass	4"	150	50	590009	4 1/2" x 1 1/2" W	3 1/2" x 1 1/2" W	0.02	
6"	6"	Brass	Brass	6"	150	50	590009	4 1/2" x 1 1/2" W	3 1/2" x 1 1/2" W	0.02	

Note: Floats are supplied in pairs with a float valve. See separate literature for required float size. Floats are supplied in pairs with a float valve. See separate literature for required float size.



### PLASTIC FLOAT

- 3" x 5/16" W
- Individual weight: 0.03kg
- No minimum operating pressure
- No maximum cold working pressure
- No maximum hot working pressure

PG596025 - 033

Range	Code	Connection to lever arm*	Total (kg)
3" x 5/16" W	596025	1/2" W	0.03
4 1/2" x 1/2" W	596022	1/2" W	0.092
5" x 1/2" W	596035	1/2" W	0.134
6" x 1/2" W	596025	1/2" W	0.098
6" x 1/2" W	596025	1/2" W	0.070
8" x 1/2" W	596039	1/2" W	0.438
10" x 1/2" W	596039	1/2" W	0.803
12" x 1/2" W	596039	1/2" W	0.990
12" x 1/2" W	596035	1/2" W	0.789
12" x 1/2" W	596040	1/2" W	0.944



### COPPER FLOAT

- No minimum operating pressure
- No maximum cold working pressure
- No maximum hot working pressure

PG596008 - 012

Copper float sizes			Total (kg)
Range	Code		
4 1/2"	596001		0.021
5 1/2"	596033		0.083
6"	596004		0.219
8"	596056		0.442
10"	596056		0.696
12"	596059		1.035
14"	596070		2.420
15"	596071		2.350
18"	596072		2.788



### FLOAT VALVE STUD

- No minimum operating pressure
- No maximum cold working pressure
- No maximum hot working pressure

PG596043

Brass studs for copper floats. Required for copper float 4 1/2" to 12"			Total (kg)
Connection to lever arm*	Code		
1/2" W	596038		0.020
1/2" W	596040		0.020
1/2" W	596041		0.055
1/2" W	596042		0.104
1/2" W	596043		0.098
1/2" W	596044		0.187



### FLOAT VALVE CLAW

- No minimum operating pressure
- No maximum cold working pressure
- No maximum hot working pressure

PG596047 - 049

Claws for copper floats. Required for copper float 12" to 18"			Total (kg)
Connection to lever arm*	Code		
1/2" W	596047		0.332
1/2" W	596048		0.332
1/2" W	596049		0.532

\* W - Whitworth thread

Note: Studs generally required for float valves up to 2". Claws for 2 1/2" - 6" valves.

Note: Ball floats are only supplied in export shipments.

# TESTING EQUIPMENT



**BAILEY**  
PRODUCTS

Bailey has been producing and manufacturing quality products since the 1940's within recognised standard ISO 9001.



**MADE IN  
BRITAIN**

FS 53329

Use in drain and sewer testing

High quality products

Available sizes from 1/2 inch to 48 inch



## Plugs for Stopping & Testing

### Centre Locking Plugs

Normal Pipe Size Metric/mm	Normal Pipe Size Inch/IN	ESP Outlet Size	Steel Flange Brass Cap P/N	Steel Flange Flange Cap P/N	Aluminum Flange Flange Cap P/N	Min./Max. Operating Range IN	Double End Steel Flange Brass Cap P/N
<b>Brass Wing Nut</b>							
12.5	1/2"	Solid	Z1979	-	-	12.5 - 38	-
20	3/4"	Solid	Z2555	-	-	18.5 - 24	-
25	1"	Solid	Z2556	-	-	22 - 27	-
30	1 1/4"	Solid	Z1978	-	-	26 - 32	-
40	1 1/2"	3/4"	Z2558	Z1984	Z5535	36 - 48	Z2880
50	2"	1"	Z2559	Z1982	Z5536	49 - 60	Z2562
65	2 1/2"	1 1/4"	Z2560	Z1985	Z5537	61 - 75	Z2881
75	3"	1 1/2"	Z2561	Z1983	Z5538	73 - 85	Z2583
90	3 1/2"	1 3/4"	Z2562	Z1986	Z5539	85 - 95	Z2882
100	4"	2"	Z2415	Z1980	Z5540	94 - 110	Z2594
115	4 1/2"	2 1/4"	Z1987	Z1977	Z5541	110 - 120	Z1949
125	5"	2 1/2"	Z2563	Z1976	Z5542	121 - 138	Z2586
140	5 1/2"	2 3/4"	Z5131	Z5130	-	138 - 148	Z5132
150	6"	3"	Z2417	Z1951	Z5543	145 - 163	Z2588
<b>Steel Wing Nut</b>							
175	7"	1"	Z2564	-	Z5520	170 - 195	Z2587
200	8"	1 1/4"	Z2565	-	Z5521	191 - 211	Z2588
225	9"	1 1/2"	Z2420	-	Z5522	215 - 235	Z2589
250	10"	1 3/4"	Z2566	-	Z5523	244 - 260	Z2590
275	11"	2"	Z1976	-	Z5524	275 - 305	Z2934
300	12"	2 1/4"	Z2567	-	Z5525	298 - 314	Z2591
325	13"	2 1/2"	Z2568	-	-	315 - 360	-
350	14"	2 3/4"	Z2569	-	Z5526	345 - 375	Z2592
375	15"	3"	Z2570	-	Z5527	385 - 400	Z2593
400	16"	3 1/4"	Z2571	-	Z5528	390 - 425	Z2594
425	17"	3 1/2"	Z2672	-	-	415 - 440	-
450	18"	3 3/4"	Z3193	-	Z5529	440 - 475	-
500	20"	4"	-	-	Z3720	495 - 525	-
525	21"	4 1/4"	-	-	Z3721	520 - 565	-
550	22"	4 1/2"	-	-	Z5530	535 - 568	-
600	24"	5"	-	-	Z3722	590 - 630	-
675	27"	5 1/2"	-	-	Z3723	680 - 690	-
700	28"	6"	-	-	Z3724	680 - 705	-
750	30"	6 1/2"	-	-	Z3726	735 - 760	-
800	32"	7"	-	-	Z5532	790 - 825	-
900	36"	8"	-	-	Z5534	890 - 925	-

### Rim Fastening Plugs

Normal Pipe Size Metric/mm	P/N	Min./Max. Operating Range IN
450	Z1901	437 - 483
475	Z1902	462 - 488
500	Z1903	487 - 513
525	Z1904	512 - 538
600	Z1905	587 - 613
675	Z1906	652 - 688
700	Z1907	687 - 713
750	Z1908	737 - 763
800	Z1909	787 - 813
850	Z1911	837 - 853
900	Z1912	887 - 913
1000	Z1915	987 - 1013



### Drain Test Kit

The Bailey® Drain Test Kit has been produced to supply the industry with an "Off the Shelf" solution for the completion of air tests up to 4" water gauge.

Z4019



## DOMESTIC PUMPS



## CERTIFICATIONS

Company with management system certified DIN  
 ISO 9001: QUALITY  
 ISO 14001: ENVIRONMENT



## DESCRIPTION / PRODUCT CODE

## PK PERIPHERAL PUMP

- Liquid type: Clean Water
- Uses: domestic
- Applications: irrigation pumps, water supply systems, pressure systems
- Typology: surface
- Family: peripheral

Performance Range:  
 • Flow rate up to 90 l/min (5,4 m<sup>3</sup>/h)  
 • Head up to 100 m

- Application Limit:
- Temperature of the liquid from -10 °C to +60 °C
  - Ambient temperature up to +40 °C (+50 °C for PK 60)
  - Manometric suction lift up to 8 m
  - Max. working pressure:
    - 6 bar for PK 60, PK 60-MD, PK 65
    - 7 bar for PK 70, PK 80
    - 10 bar for PK 90, PK 100, PK 200, PK 300
  - Continuous service S1

PD4LPN60A1J3D



## DESCRIPTION / PRODUCT CODE

## PLURIJET SELF-PRIMING MULTI-STAGE PUMPS

- Liquid type: Clean Water
- Uses: domestic, civil
- Applications: water supply systems, pressure systems, irrigation pumps
- Typology: surface
- Family: self-priming

Performance Range:  
 • Flow rate up to 200 l/min (12,0 m<sup>3</sup>/h)  
 • Head up to 97 m

- Application Limit:
- Temperature of the liquid from -10 °C to +40 °C
  - Ambient Temperature to +40 °C
  - Manometric suction lift up to 9 m (HIS)
  - Max. working pressure 10 bar
  - Continuous service S1

PD43PJDI5038A1

## CP CENTRIFUGAL PUMP

- Liquid type: Clean Water
- Uses: domestic, civil
- Applications: irrigation pumps, cooling systems, air conditioning systems, water supply systems, liquids transfer, pressure systems
- Typology: surface
- Family: centrifugal

Performance Range:  
 • Flow rate up to 160 l/min (9,6 m<sup>3</sup>/h)  
 • Head up to 36 m

- Application Limit:
- Temperature of the liquid from -10 °C to +90 °C
  - Ambient Temperature to +40 °C
  - Manometric suction lift up to 7 m
  - Max. working pressure:
    - 6 bar for CP 100-130-132-150-158
    - 10 bar for CP 170-190-200
  - Continuous service S1

PD44CI175A1



## TOP SUBMERSIBLE DRAINAGE PUMP

- Liquid type: Clean Water
- Uses: domestic
- Applications: drainage, emptying tanks
- Typology: submersible
- Family: submersible pumps

Performance Range:  
 • Flow rate up to 360 l/min (21,6 m<sup>3</sup>/h)  
 • Head up to 14,50 m

- Application Limit:
- Temperature of the liquid to +40 °C
  - Immersion depth:
    - 3 m for TOP 1-2-3 (with a sufficiently long power cable)
    - (Maximum liquid temperature +90 °C for a maximum of 3 minutes intermittent service)
  - Passage of suspended solids up to Ø 10 mm
  - Suction level:
    - 14 mm above ground level for TOP 1-2-3

PD48TOP12A1

## HF CENTRIFUGAL PUMP - MEDIUM FLOW

- Liquid type: Clean Water
- Uses: industrial, agriculture
- Applications: irrigation pumps, cooling systems, water supply systems, liquids transfer
- Typology: surface
- Family: centrifugal

Performance Range:  
 • Flow rate up to 600 l/min (36,0 m<sup>3</sup>/h)  
 • Head up to 39 m

- Application Limit:
- Temperature of the liquid from -10 °C to +90 °C
  - Ambient Temperature to +40 °C
  - Manometric suction lift up to 7 m
  - Max. working pressure:
    - 6 bar for HF 5-50-51
    - 10 bar for HF 5M-70
  - Continuous service S1

PD47HF5M2A7A1



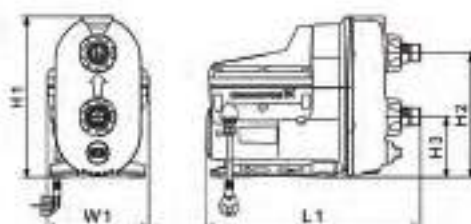
## EASYPRESS ELECTRONIC PRESSURE CONTROLLER

- Liquid type: Clean Water
- Uses: domestic
- Applications: water supply systems, pressure systems, irrigation pumps
- Typology: accessories
- Family: easysmall-easypress-easypro

- Application Limit:
- Temperature of the liquid to +65 °C
  - Ambient Temperature to +40 °C
  - Burst pressure > 40 bar
  - Protection: IP 65
  - VOLTAGE: 230 V - Frequency: 50/60 Hz
  - Max current: ~ 30 A EASYPRESS-1
  - ~ 10 A EASYPRESS-2

PD50066/115-215

## DESCRIPTION / PRODUCT CODE



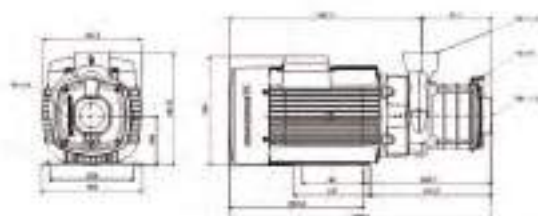
Type	H1 [mm] [inch]	H2 [mm] [inch]	H3 [mm] [inch]	W1 [mm] [inch]	L1 [mm] [inch]	Weight [kg] [lbs]
SCALA2	300 11.8	204 8.0	158 6.2	193 7.6	401 15.9	10 22

### SCALA2

- Perfect for villas with up to 3 floors and 8 taps
- No fluctuations in taps due to constant water pressure
- Plug and pump - easy installation
- Approved for outdoor installation

#### Recommended SCALA2 applications:

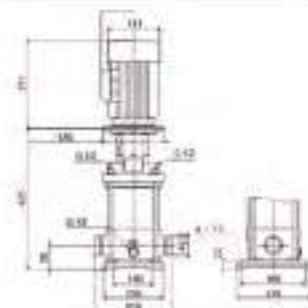
- pressure boosting of city mains water
- pressure boosting of water from roof tank
- pressure boosting of water from break tank
- pressure boosting of water from ground tank
- water supply from shallow wells (< 26 1/4 ft / 8 m)



### CENTRIFUGAL PUMP

- CM 10-2 A-R-A-E-AVBE F-A-A-N
- Pump speed on which pump data are based: 2900 rpm
- Rated flow: 10 m<sup>3</sup>/h
- Rated head: 27.69 m
- Impellers: 2
- Maximum operating pressure: 10 bar
- Max pressure at stated temp: 10 bar / 40 °C
- Max pressure at stated temp: 8 bar / 90 °C
- Also available: CM5-3 and CM5-4

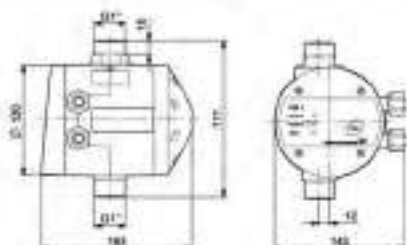
CE04800005



### VERTICAL CENTRIFUGAL PUMP

- CRN 5-8 A-P-A-V-HQ0V
- Pump speed on which pump data are based: 2853 rpm
- Rated flow: 5.8 m<sup>3</sup>/h
- Rated head: 40.3 m
- Impellers: 8
- Maximum operating pressure: 25 bar
- Max pressure at stated temp: 25 bar / 90 °C
- Max pressure at stated temp: 25 bar / 0 °C

GR07041886



### PRESSURE MANAGER

- Start pressure: 1.5 bar
- Tank volume: 6.1 l
- Maximum ambient temperature: 50 °C
- Has dry running protection
- Free position in installation
- Rotary outlet connection
- Integrated non-return valve
- Cycling alarm

CE046201066



### UP SINGLE SPEED CIRCULATOR PUMPS

- Speed No: 2
- Head max: 60dm
- Maximum operating pressure: 10 bar
- Pipe connection: G 1 1/2
- Pressure rating: PN10
- Port-to-port length: 180mm

CE03934000



# WATER TANKS



Polyinds water tanks are manufactured in the facility by using a highly advanced roto-moulding machine that produce strong and durable water tanks without any joints



ASSOCIATION  
OF ROTATIONAL  
MOLDERS



## Features of Polyinds Water Tanks

- Strong ribs are provided to give extra strength
- Available in double layers, three layers and insulated layers with inner smooth black layer.
- External white layer is made from approved UV stabilized PE
- Middle layer acts as thermal barrier
- Black inner layer is made from approved polyethylene food grade master batch suitable for potable water
- Outlet Pockets
- Secure threaded cover

## Installation Procedures for Water Tanks

- Do not keep tank empty for long duration to ensure life
- Do not use sharp tools on the tank's body
- Do not install tank underground without prior consultation with Polyinds industries
- Do not use tank on moving vehicles prior to consultation with Polyinds Industries
- Keep tank away from electricity
- The Tank should be suitably anchored where required
- The Tank should not be installed closer to heaters or other direct sources of heat.
- No pipe fittings should be fixed at the bottom of the tank under any circumstance
- Do not use the tank for storage of any chemicals prior to consultation with Polyinds Industries

## Different Colors



## Vertical Water Tanks

Capacity			Dimensions in cm			
US Galons	Imp. Galons	LT	External ID	Height (H)	Maxim. Dia	Height / Tanks
25	25	121	55	75	25	2 mm
50	42	189	65	85	25	3.5
100	81	379	75	98.5	35	4
119	105	549	86	119	35	4
200	168	757	96	127	35	4.5
300	258	1112	110	144.5	35	5
400	333	1514	120	165	46	6
500	416	1895	130	175	46	7
600	506	2271	138	184	46	7
700	583	2690	154	177	46	7
800	664	3038	152	204	46	7.5
900	740	3407	155	206	46	7.5
1000	833	3765	162	218	46	8
1100	1049	5638	187	215	46	8.5
2000	1683	7570	216	238	50	9
3000	2685	11156	229	300	50	10
5000	4963	18827	286	336	50	12

## Horizontal Water Tanks

Capacity			Dimensions in cm					
US Gallons	Imp. Gallons	LT	External ID	Length L	Height H	Maxim. Dia	Average Thickness	No. of legs
25	25	121	55	73	58	25	4 mm	2
50	42	189	65	80	64	25	4 mm	2
100	81	378	80	106	81	31	5 mm	3
119	105	568	82	116	86	31	5 mm	3
200	168	757	88	133	92	31	5.5 mm	3
300	250	1111	110	150	114	31	6 mm	3
400	333	1514	120	165	128	46	7 mm	3
500	416	1895	130	178	137	46	7.5 mm	3
600	500	2271	139	198	142	46	8 mm	4
800	660	3038	152	205	171	46	9 mm	4
1000	833	3765	162	224	168	46	10 mm	4

+3% tolerance of the dimensions as given in the table.  
All above shapes and sizes are available in **TWO LAYERS**, **THREE LAYERS** as well as **INSULATED** type.  
All sizes, shapes and specifications are subject to change

# ABOVE GROUND SYSTEM

# Hepworth

PIPES AND FITTINGS

## Non Pressure Above Ground Soil and Waste Systems



Hepworth Soil and Waste Systems provide an efficient means of drainage of wastewater and foul discharge in both single and multi-storey buildings. The push-fit joints allow for pipe expansion and incorporate a patented purpose-designed sealing method.

The systems are manufactured in sizes from 32mm to 400mm in light grey uPVC/PP/ABS. The range includes traps, push-fit waste systems, solvent weld systems, soil and vent systems and a full range of floor gullies.

### uPVC Soil and Ventilation Systems

**Material:** Un-Plasticized Poly Vinyl Chloride (uPVC)

**Colour:** Grey

**Sizes:** Kitemarked 82mm (BS EN 4514)

**Standard Lengths:** Kitemarked 110mm, and 160mm (As per BS EN 1329)

Non Kitemarked 200mm, 250mm, 315mm, 400mm (As per EN 1329)

4m and 6m (Special lengths are available as per customer requirement)

**Joint type:** Push-Fit System (The push-fit joint allows for the expansion of pipes and incorporated with a unique and patented purpose designed sealing method.)

Rubber ring seals are made from specially molded EPDM material to BS EN 681)

### Soil & Waste Pipe Data

#### BS 4514



#### Plain End Pipe

D (mm)	SW L (M)	BSI Certification	Nominal OD	Min (DN)	Max (DPE)	BSI Code
82	3.45	✓	82.4	82.8	82.8	HW145P82M113

#### Socket (Push Fit) End Pipe

D (mm)	SW L (M)	BSI Certification	Nominal OD	Min (DN)	Max (DPE)	BSI Code
82	3.47	✓	82.4	82.8	82.8	HW145P82M113

#### Socket (Solvent) End Pipe

D (mm)	SW L (M)	BSI Certification	Nominal OD	Min (DN)	Max (DPE)	BSI Code
82	3.45	✓	82.4	82.8	82.8	HW145P82M113

#### EN 1329



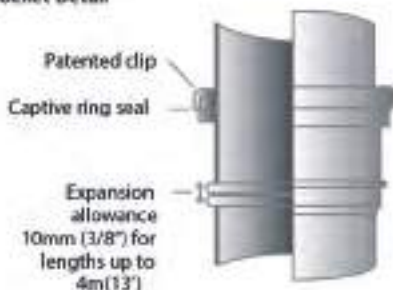
#### Plain End Pipe

D (mm)	SW L (M)	BSI Certification	Nominal OD	Min (DN)	Max (DPE)	BSI Code
110	3.45	✓	110	110.3	110.3	HW145P110M114
160	3.45	✓	160	160.4	160.4	HW145P160M110
200	3.45	✓	200	200.5	200.5	HW145P200M118
250	3.45	✓	250	250.5	250.5	HW145P250M120
315	3.45	✓	315	315.6	315.6	HW145P315M121
400	3.45	✓	400	400.7	400.7	HW145P400M124

#### Socket (Push Fit) End Pipe

D (mm)	SW L (M)	BSI Certification	Nominal OD	Min (DN)	Max (DPE)	BSI Code
110	3.45	✓	110	110.3	110.3	HW145P110M114
160	3.45	✓	160	160.4	160.4	HW145P160M110
200	3.45	✓	200	200.5	200.5	HW145P200M118
250	3.45	✓	250	250.5	250.5	HW145P250M120
315	3.45	✓	315	315.6	315.6	HW145P315M121
400	3.45	✓	400	400.7	400.7	HW145P400M124

### Soil Socket Detail



### Prefabricated Items

For installations that require special products, a prefabrication service is available. Information on these items can be had from our Technical Services Department.

### Effect of Chemicals

uPVC is resistant to most acids, alkalis and oil but liable to attack by concentrated sulphuric, nitric and chromic acids and organic solvents. For specialist applications, consult the Technical Services Department for advice.

### Thermal Movement

Coefficient of linear expansion  $0.5 \times 10^{-4}$  / °C temperature rise. i.e. 3mm per 1m length for a temperature rise of 10°C. An allowance is made for expansion of pipes and pipe fittings in each socket.

### Effect of Solar Radiation

Prolonged exposure to sunlight will cause the colour to fade. It may also result in slight loss of impact strength. We would not expect this to seriously affect the performance of the system.

### Effect of Frost

Frost does not affect the performance of the system. However, impact strength is reduced during sub-zero temperatures.

**Operating temperature:** 0 to 80°C




# ABOVE GROUND SYSTEM

# Hepworth



## TECHNOCORE

Traditionally in the Middle East, soil and drain PVC pipes are extruded as a single solid monolayer during the manufacturing process. Technocore pipes are manufactured by a more complex production process and are composed from three distinct layers. This innovative technique produces pipes with improved performance properties whilst reducing the total material content.



### The main benefits of the multilayer technology

- Pipes are up to 20% lighter, making handling easier and improving site efficiency.
- Pipes are stronger and have more impact resistance than conventional solid wall pipes, so they are less prone to damage when being transported and when handled on site.
- Reduced material usage means that there are environmental advantages with regards to the lower carbon footprint (16% reduction in CO<sub>2</sub> emissions over the whole supply chain).



Better mechanical properties



Fast installation



16% less CO<sub>2</sub>

### Soil Pipe 110/160mm

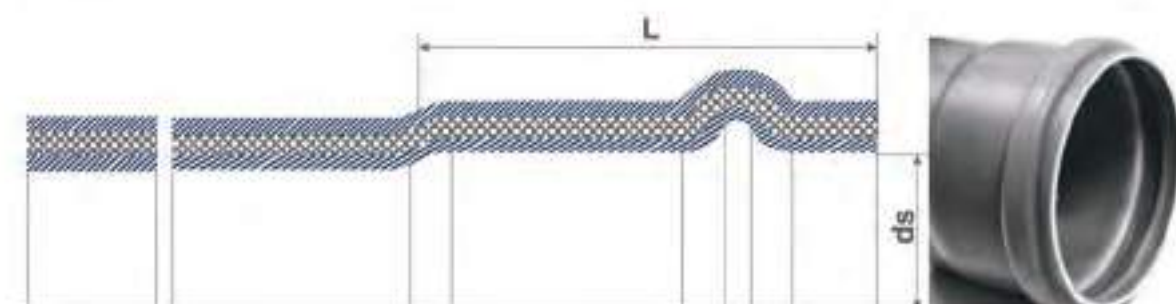
Technocore soil pipes are tested to BS EN 1453-1:2000 and Kitemarked. Extensive and independent tests demonstrate that they have better performance characteristics than products that meet BS EN 1329-1:2003 (although this standard excludes multilayer pipes).

### Fittings

Technocore multilayer pipes are fully compatible with existing PVC fittings and can be utilized with push-fit or solvent-welded coupling systems.

### Technocore Pipe Dimension (Specification as per standard)

Soil (EN 1453-1)								
Size	Pipe Dimensions				Solvent Socket		Rubber Ring Socket	
	Outer Diameter		Total Wall Thickness		Mean Min. Internal Diameter (d <sub>int</sub> )	Socket Length (d <sub>int</sub> )	Size	Mean Min. Internal Diameter (d <sub>int</sub> )
110mm	110.0mm	110.30mm	3.20mm	3.80mm	110.20mm	48mm	110mm	110.40mm
160mm	160.0mm	160.40mm	3.20mm	3.80mm	160.30mm	58mm	160mm	160.50mm



## Specification as per standard

Pipes are normally available and supplied with integral joints and solvent socket in 6m or 4m length

Specific gravity	1,4 g/cm <sup>3</sup>
Inflammability	self-extinguishing
Specific heat	1,00 kJ/kg K - 60 °C long term, 100 degr C short term
Thermal conductivity	Coefficient of heat conduction = 0,16 W / m °K (or °C)
Co-efficient of linear expansion	0,08 mm / m K (or C)
Vicat softening point	79 °C
Impact strength	2-5 mJ/mm <sup>2</sup>
Modulus of elasticity	E <sub>mod</sub> = 3000 N/mm <sup>2</sup>
Poisson's ratio	0,39
Tensile strength	45 N/mm <sup>2</sup>
Elongation at break	= >80%

## Advantages of Technocore:

- Corrosion resistance
- Chemical resistance
- Operating temperature up to 60°C
- Abrasion resistance
- Flexibility
- Ease of handling, installation and transport
- Ready for jointing

## Jointing Techniques:

- Cutting
- Chamfering
- Lubricant

### Rubber Ring Joints



The rubber ring joint is integrally moulded on one end of the pipe. The joint incorporates a factory fitted rubber sealing ring which is retained in position by a polypropylene lock ring. The opposite (spigot) end of the pipe is chamfered and has a "depth of entry" mark near the end. Each joint is capable of handling some expansion and contraction as well as angular deflection. The seal ring is designed to provide a watertight joint at high and low pressures.

### Solvent Weld Joint



Solvent cement jointing is a welding process and not a glueing process. If done correctly, separation will not be possible after the curing period. Jointing of pipe should be an interference fit between the components before solvent cement is applied. There are different solvent cements available for applications. Be sure to use the correct cement and that it has not "dried out" prior to use.



# ABOVE GROUND SYSTEM

# Hepworth

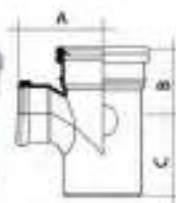
## DESCRIPTION / DIMENSIONS



DOUBLE SOCKET COUPLER

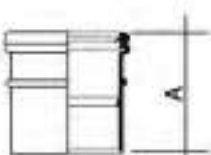
D(mm)	A
82	101
110	118
160	149

## DESCRIPTION / DIMENSIONS



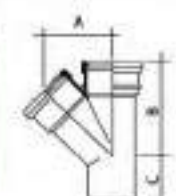
BRANCH TEE (REDUCING)

D(mm)	A	B	C
160X110	165	155	140



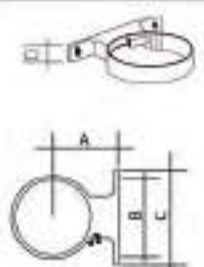
SINGLE SOCKET COUPLER

D(mm)	A
82	97
110	113
160	139



Y BRANCH 45°

D(mm)	A	B	C
82	120	175	220
110	130	215	285
160	190	135	225



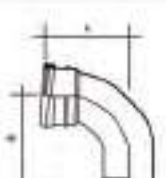
PIPE FIXING BRACKET QUICK FIX

D(mm)	A	B	C
82	83	48	-
110	-	-	-
160	126	175	200



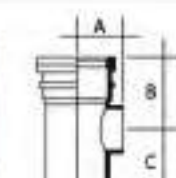
Y BRANCH 45° (REDUCING)

D(mm)	A	B	C
160X110	165	205	115



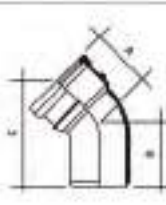
BENDS 87.5°

D(mm)	A	B
82	135	125
110	170	155



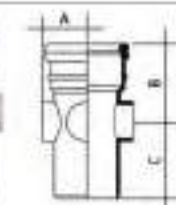
BRANCH UNEQUAL 87.5° (BOSSSED PIPE)

D(mm)	A	B	C
82X56	90	105	105
110X56	96	128	105
82X43	95	122	107



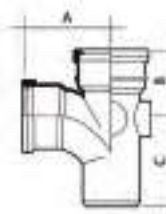
BENDS 45°

D(mm)	A	B	C
82	135	72	160
110	135	90	205
160	130	140	225



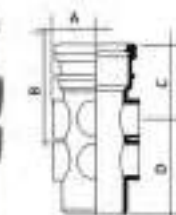
UNEQUAL BRANCH (3 way bossed pipe, All bosses molded solid)

D(mm)	A	B	C
82	74	108	107
110	83	115	110



BRANCH TEE

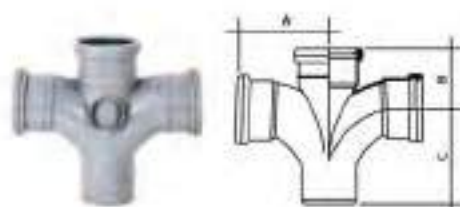
D(mm)	A	B	C
82	122	115	108
110	145	135	122
160	220	140	240



UNEQUAL BRANCH (6 way bossed pipe, All bosses molded solid)

D(mm)	A	B	C	D
110	90	171	123	198

## DESCRIPTION / DIMENSIONS



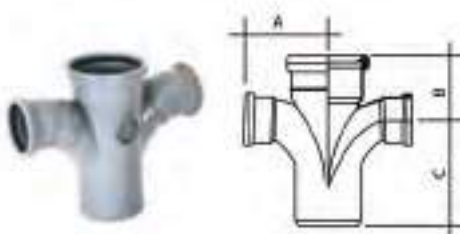
CROSS TEE 87.5°

D(mm)	A	B	C
110	177	177	205



ACCESS PLUG  
(SCREWED)

D(mm)	A	B
82	53	92
110	60	119



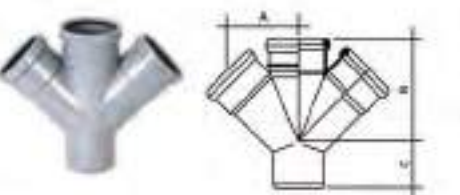
CROSS TEE 87.5°  
(REDUCING)

D(mm)	A	B	C
160X110	220	220	254



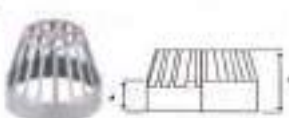
SOIL MANIFOLD

D(mm)	Seals for 1.25" and 1.5"
110	



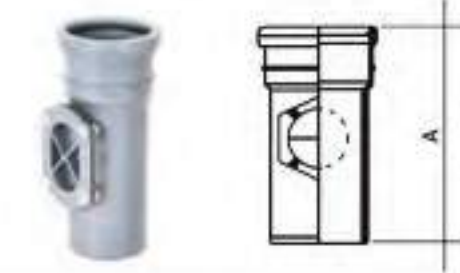
DOUBLE BRANCH 45°

D(mm)	A	B	C
110	180	203	109



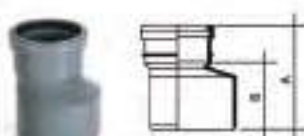
VENT COWL

D(mm)	A	B
82	38	75
110	30	90
160	25	60



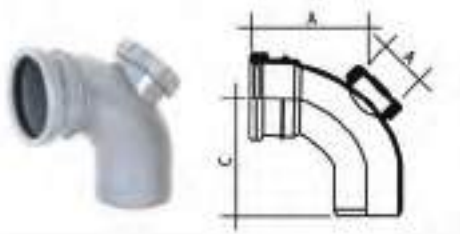
ACCESS PIPE

D(mm)	A
82	233
110	269
160	396



LEVEL INVERT  
REDUCER

D(mm)	A	B
82x50	96	49
82x56	50	95
110x82	141	80
160x110	172	118



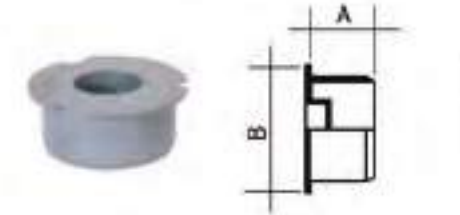
ACCESS BEND 87°

D(mm)	A	B	C
110	157	98	173



SOLVENT BOSS  
ADAPTOR

D(mm)	A	B
82X36	45	30
82X43	45	30
50X30	46	32



SOCKET PLUG

D(mm)	A	B
82	47	185
110	50	131
160	75	171



HORIZONTAL OUTLET  
W.C. PAN CONNECTOR  
90° (ONE PLAIN END)

D(mm)	A	B
110	197	145

more products in store



# ABOVE GROUND SYSTEM

# Dacta

## Solvent Weld uPVC Above Ground Drainage System

### MANUFACTURING STANDARDS

European Standard	Certificate Number	Standard Description
BS EN 1329-1:2014	KM 641268	European Standard Specification for Plastic piping system for soil and waste discharge (low & high) temperature within the building structure - Unplasticized polyvinyl chloride (uPVC)
BS EN 1405-1:2000	KM 709696 KM 717881	European Standard Specification for Plastic piping system for soil and waste discharge (low & high) temperature within the building structure - acrylonitrile butadiene styrene (ABS)

### uPVC PHYSICAL PROPERTIES

- » Inflammability: does not support combustion
- » Specific heat: 1.00 kJ/kg°C
- » Thermal conductivity: 0.180 J/m<sup>2</sup>/s°C/m
- » Impact strength: complies with EN 1401-1, EN 1329
- » Tensile strength: in excess of 45 MN/m<sup>2</sup> at 20°C

Modulus of elasticity - E (1 Min) > 2400 N/m<sup>2</sup>

Average density = 1.35-1.60 g/cm<sup>3</sup>

Average coefficient of linear thermal expansion = 0.06 mm/m°C



Manufactured by **Hepworth**

### Dacta uPVC piping system advantages

Corrosion resistance

Lightweight, quick and easy to install

Long service life

Internal pipe smoothness

Sustainable and locally produced

Flame resistance

BSI Kitemark™ Certified



High Quality and Standards

Immediate Availability

Price Competitive

(especially compared to UK manufactured brands)



## uPVC Above Ground Pipes & Fittings



Dacta solvent weld joints provide a rigid joint connection for use in applications where restraint of the joint may be needed. This allows the whole run of the pipe to act as one piece of pipe regardless of the number of joints. This is accomplished by fusing material from both the spigot end and the bell end (or coupling) together.

Once this is properly done and the joint has cured, the result is a "zero-leak" joint that is structurally sound. Solvent weld joints are most often used in applications above ground and/or indoors but can also be used in underground applications. During installation, it is important to remember that the finished product will function as a single span of pipe.

### BS EN 1329-1

#### Product Dimensions

Product Size	Wall Thickness Min.	Wall Thickness Max.	OD Min.	OD Max.
uPVC Dia. 82mm Soil Pipe	3.00	3.18	82.0	82.5
uPVC Dia. 110mm Soil Pipe	3.20	3.48	110.0	110.9
uPVC Dia. 160mm Soil Pipe	3.80	3.98	160.0	160.4
uPVC Dia. 200mm Soil Pipe	4.40	5.00	200.0	200.5
uPVC Dia. 250mm Soil Pipe	6.20	7.19	250.0	250.5
uPVC Dia. 315mm Soil Pipe	7.70	8.79	315.0	316.0

### DESCRIPTION / DIMENSIONS

#### SOCKET



#### SOCKET (COUPLER)

D(mm)	H(mm)
82	92
110	102
160	123
200	127



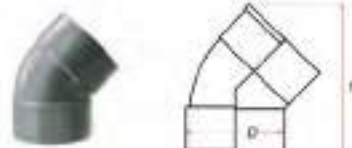
#### ELBOW DOUBLE SOCKET 87.5°

D(mm)	H(mm)	H1(mm)
82	109	109
110	136	136
160	187	187
200	200	200



#### EXPANSION COUPLER - DOUBLE LIP SEAL

D(mm)	A(mm)
82	97
110	113
160	139



#### ELBOW DOUBLE SOCKET 45°

D(mm)	H(mm)
82	145.3
110	174
160	237
200	265



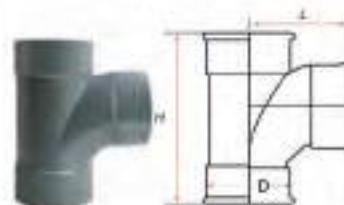
# ABOVE GROUND SYSTEM

# Dacta

## DESCRIPTION / DIMENSIONS

## DESCRIPTION / DIMENSIONS

## SWEEP BRANCH CONNECTION


**SWEEP TEE**  
(3 X SOCKETS) 87.5°

D(mm)	H(mm)	L(mm)
82	200	108
110	240	133
160	332	184
200	400	209


**Y DOUBLE (EQUAL)**  
45° (4 X SOCKETS)

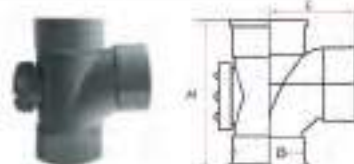
D(mm)	H(mm)	H1(mm)	L(mm)
110	265	211	132


**UNEQUAL TEE**  
(3 X SOCKETS) 87.5°

D(mm)	H(mm)	L(mm)
82x56	165	78
110x56	175	93
160x110	242	138


**ACCESS PIPE (DOUBLE SOCKET)**

D(mm)	H(mm)	L(mm)
82	60	160
110	80	206
160	108	250
200	126	280


**EQUAL TEE (3 X SOCKETS)**  
87.5° WITH ACCESS CONNECTION

D(mm)	H(mm)	L(mm)
110	240	133


**ACCESS PLUG (SCREWED)**

D(mm)	H(mm)	H1(mm)
82	92	53
110	119	80

## Y BRANCH


**Y (EQUAL) 45°**  
(3 X SOCKETS)

D(mm)	H(mm)	H1(mm)	L(mm)
82	216	173	104
110	265	211	132
160	360	285	183
200	420	330	218


**VENT COWL**  
(TERMINAL)

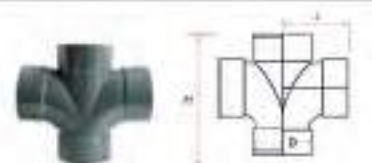
D(mm)	H(mm)	H1(mm)
82	76	26
110	89	26
160	115	32


**Y (UNEQUAL) 45°**  
(3 X SOCKETS)

DXD1(mm)	H(mm)	H1(mm)	L(mm)
160x110	290	228	158
200x160	376	295	211


**LEVEL INVERTER**  
(REDUCER)

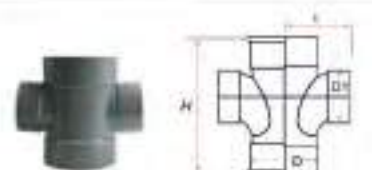
DXD1(mm)	H(mm)	H1(mm)
82x56	96	55
110x82	132	74
160x110	187	91


**TEE (DOUBLE) EQUAL 87.5°**  
(4 X SOCKETS) WITH BOSS ADAPTATION

D(mm)	H(mm)	L(mm)
110	240	133


**REDUCING BOSH**

DXD1(mm)	H(mm)	H1(mm)
200x160	71	60


**TEE (DOUBLE) UNEQUAL**  
87.5° (4 X SOCKETS)

D(mm)	H(mm)	L(mm)
160x110	242	138


**PATCH BOSS**

DXD1(mm)	H(mm)
82x56	48
110x56	48
160x56	48

more products in store

## ABS WASTE AND VENT SYSTEM

### ABS piping system physical properties

Material	: Acrylonitrile Butadiene Styrene (ABS)
Colour	: Gray
Size	: Nominal OD 1.25" (36mm), 1.50" (44mm), 2" (55mm)
Standards	: The Dacta Solvent Weld Waste Systems conform where applicable to the standards laid down by BS EN 1455-1 and are entitled to carry the Kitemark. (See note on Quality Assurance)

### BS EN 1455-1

### Product Dimensions

D (mm)	Length	Wall Thickness Min.	Wall Thickness Max.	OD Min.	OD Max.
36	~60	1.90	2.00	36.1	36.5
43	~60	1.90	2.00	43.7	44.1
55	~60	2.00	2.40	55.7	56.1



### Dacta ABS piping system advantages

Quality Assurance

Efficient

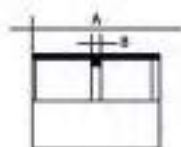
Flammability = 1.3 inches per minute

Resistant to chemicals

Prefabrication service is available

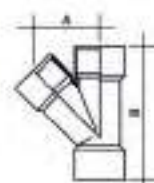
Operating temperature: 60 - 750°C

### DESCRIPTION / DIMENSIONS



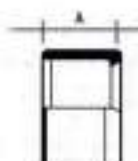
#### STRAIGHT CONNECTOR

D (mm)	A	B
36	52	4
43	59	4
55	63	4



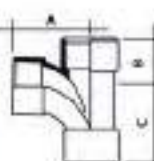
#### Y BRANCH 45°

D (mm)	A	B
36	65	110
43	70	126
55	78	150



#### SOCKET REDUCERS

D1 (mm)	A
43X36	28
55X36	34
55X43	33



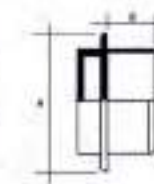
#### SWEPT TEE 92.50° (3 X SOCKET)

D (mm)	A	B	C
36	48	27	70
43	64	33	82
55	73	32	133



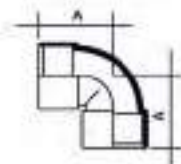
#### BEND 45°

D (mm)	A
36	33
43	45
55	57



#### ACCESS PLUG (WITH SCREW CAP)

D (mm)	A	B
43	41	27
55	41	30



#### BEND 90°

D (mm)	A
36	57
43	57
55	70



#### PIPE CLIP

D (mm)	A	B	C
34	28	50	65
41	25	55	70
54			



# BELOW GROUND SYSTEM

# Hepworth

Drainage and  
sewerage  
system



## PHYSICAL PROPERTIES

Specific Gravity	1.42
Inflammability	Will not support combustion
Specific Heat	1.00 kJ/kg/°C
Thermal Conductivity	0.180 J/m <sup>2</sup> s/°C/m
Co-efficient of Linear Expansion	0.06mm/m/°C
Vicat Softening Point (5kg)	79°C
Impact Strength	Complies with EN 1401-1,3505
Modulus of Elasticity	3000 MN/m <sup>2</sup> at 20°C
Poisson's Ratio	1:3
Tensile Strength	In excess of 45MN/m <sup>2</sup> at 20°C
Elongation at break	In excess of 80%



- Flexible
- Precision Manufacture
- Light Weight
- Ruggedness
- Corrosion Resistance
- Easily Worked
- High Quality and Experience

## Preferred Metric Range

110  
mm

160  
mm

200  
mm

250  
mm

315  
mm

400  
mm

Because the SEWERDRAIN system has been designed to use a logical size progression from 110mm to 400mm with a single wall thickness to diameter ratio, a more accurate system using the extra available sizes can be designed, often resulting in considerable cost saving.

## STANDARD LENGTHS

Pipes are normally available and supplied with integral joints in 6m or 9m lengths, but lengths of 3m can be produced if required. The metric SEWERDRAIN system is terracotta coloured. Imperial pipe to BS 3505/BS 3506 is grey.

## EXPERIENCE

P.V.C.u pipes are proven part of modern building and civil engineering and pressure pipes up to 24" diameter have for many years been used for gravity drainage schemes in all parts of the United Kingdom. They have been on many major trunk roads and motorways, often with the original pipe design changed to make most of the wider ranges of sizes available in P.V.C.u.

The crushing strength requirements of rigid material are not relevant to P.V.C.u because of its flexibility. The wall thickness/diameter ratio of Sewerdrain has been selected so as to be comparable with class B "Pressure Pipes" to BS 3505. The outside diameters are in accordance with ISO/R161 recommendations.

# BELOW GROUND SYSTEM

# Hepworth

PIPES AND FITTINGS

## Relevant Standards and Recommendations



### METRIC

110mm - 160mm pipe and fittings  
200mm - 400mm pipe and fittings  
Inspection Chamber

EN 1401-1  
EN 1401-1

Agreement Certificate No. 76 / 367

### IMPERIAL

18" - 24" pipe and fittings  
Rubber rings, rubber to

BS 3505 : 1986  
BS 2494/EN 681-1

It should be noted that Imperial Pipe to BS 3505 is to inch dimensions as I.S.D. / R / 330 and can only be jointed to Sewerdrain by means of adaptors.

### SPECIFICATION

The most straightforward way to ensure a trouble free system is to SPECIFY SEWERDRAIN.

"P.V.C.u. gravity drainage pipes and fittings shall be SEWERDRAIN as marketed by Hepworth Industrial Plastics Ltd, Padham, Burnley, Lancs."

"Sewerdrain P.V.C.u. gravity drainage system may be used as an alternative throughout. Flow requirements in the various sections will be provided on request and size reductions in keeping with the manufacturers flow charts will be considered."

## Product Data

### PIPES

#### metric

Nominal Size m.m.	Min. O.D m.m.	Min. Wall Thickness m.m.	Weight Kg / M
110	110.0	3.2	1.677
160	160.0	4.1	3.005
200	200.0	4.9	4.536
250	250.0	6.1	7.022
315	315.0	7.7	11.095
400	400.0	9.8	17.889

The above form the present Sewerdrain range.

For some time pipes to BS 3505 and 3506 have been supplied for gravity drainage. These are still available. fittings can be fabricated, but the normal Sewerdrain fittings are not suitable. For your information, we have included their dimensions and weights.

Until our range is extended above 400mm, we recommend the use of 18", 20", 22" and 24" Class B pipes to BS 3506 - 1986.

Class B P.V.C.u. to BS 3506 : 1986

Nominal Bore Size Inches.	Min. O.D mm	Min. Wall Thickness mm	Weight Kg / m
18	456.7	11.0	22.55
20	507.5	12.2	27.89
22	558.3	13.4	33.79
24	609.1	14.6	40.14

#### Imperial



# uPVC HIGH PRESSURE SYSTEM

# Hepworth



## PIPES

Hepworth Watermain pipes are exclusively available in the full range of nominal diameters from 3/8" for household supply pipe to nominal diameters 24" truck main. Nominal working pressure classes of PN9,12 and 15 are available in combinations of size & class as indicated in the product availability matrix. Our pipe is manufactured to B.S. EN 1452-2:2000 (Kitemark license number 3820).



STANDARD BS EN 1452-2:2000 Kitemark formerly BS 3505:1990 for Size 1 1/4" and above, and BS 3505:1988 (Kitemark) for Size 1/2" to 1"

## JOINTS

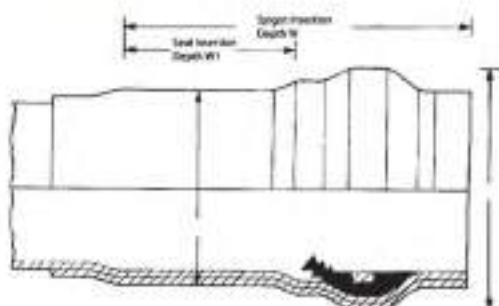
Hepworth Watermain offers a choice of jointing methods to suit the particular needs of the Specifying Engineer, Purchasing Officer and Contractor.

Integral joints of the mechanical or solvent weld type are available, as are mechanical couplings for use with plain ended pipe.

### LOC-RING INTEGRAL JOINT



Hepworth unique Loc-Ring Integral joint with triple seal security.



NOMINAL DIAMETER	WORKING PRESSURE / CLASS - AVAILABILITY		
	PN 9	PN 12	PN 15
2	●	●	●
3	●	●	●
4	●	●	●
5	●	●	●
6	●	●	●
8	●	●	●
10	●	●	●
12	●	●	●
14	●	●	●
16	●	●	●
18	●	●	●
20	●	□ +	—
24	●	●	—

KEY ● Available from stock  
□ Available to order  
— Not available  
□+ Not British Standard



NOMINAL DIAMETER	INSERTION DEPTH W1 max mm	SEAL INSERTION DEPTH W2 max mm	SOCKET OUTSIDE DIAMETER X max mm	SLAVE OUTSIDE DIAMETER Y max mm
3	142	58	126	183
4	133	58	126	173
5	145	63	126	164
6	182	68	226	302
8	202	75	278	320
10	214	85	348	375
12	233	89	404	373
14	243	114	428	403
16	280	118	505	448
18	297	127	569	523
20	313	140	616	581
24	399	148	735	690

KEY

CLASS	PN	APPROX. WEIGHT	PN
C	9	10	120.5
D	12	120	174
E	15	130	217.8

# uPVC HIGH PRESSURE SYSTEM

**+GF+**

**GEORG FISCHER  
PIPING SYSTEMS**

## PROPERTIES

Of all plastics, by far the most widely used in pipe installation is unplasticised polyvinyl chloride (PVC-U). It is highly suitable for both interior and exterior applications as well as for buried pipelines. It has excellent chemical resistance which, combined with smoothness of bore, eliminates build-up of scale and gives good flow characteristics which remain constant throughout its working life.

Being odourless and tasteless, it is suitable for conveying drinking water and many food products. It has good abrasion resistance and weathering qualities and affords good thermal and electrical insulation. PVC-U is light and clean to handle and can be easily jointed.

## MATERIAL

Tin stabilised compound conforming to the EEC safety levels for vinyl chloride monomer (VCM) and the WRC requirements for use with potable water.

## WRC APPROVAL

Water Bylaws Scheme - approved product for potable water.

## CHEMICAL RESISTANCE

The chemical resistance properties of PVC-U are excellent: it is resistant to most solutions of acids, alkalis and salts and to solvents that can be mixed with water. PVC-U is not resistant to aromatic and Chlorinated hydrocarbons. Detailed information on this subject is contained in Georg Fischer chemical resistance guide which gives a guide to the resistance of PVC-U (as well as PP, PE and PVDF) to over 400 chemical substances in various concentrations and temperature. It also gives the resistance of elastomeric materials used in seals and diaphragms, since it is important to know the chemical resistance of every component in a pipe system which is likely to come into contact with the line fluid. The information given is relevant primarily to the materials used in the manufacture of Georg Fischer plastics fittings and valves.

## STANDARDS

PVC-U fittings in imperial sizes for solvent cement jointing are manufactured in accordance with BS EN 1452 (Formerly BS 4346 : Part 1) under Kite Mark Licence No. 84221 and are suitable for jointing PVC-U pipe.

## TEMPERATURE AND PRESSURE

The permissible working temperature range for PVC-U pipe system is from 0°C to 60°C. Pressure ratings of pipe and fittings are always quoted with and subject to a given temperature, usually 20°C. They can be used at higher temperatures but it is a fundamental principle in plastics pipework that if the temperature is increased then the pressure must be reduced.



## SOLVENT CEMENTS

A satisfactory solvent cement must be used for jointing PVC-U pipe and fittings. We recommend TANGIT (or other cements to BS 4346: Part 3) which is a gap-filling cement of characteristically thick consistency. Non gap-filling cements must never be used with +GF+ fittings and valves. The cement creates a chemical bond between the pipe and the fitting: it is a simple and effective method of jointing and because it is also permanent it is important to follow the correct procedure.

Joints made with TANGIT remain unaffected by almost all fluids for which PVC-U pipe is suitable. However, prolonged exposure of the inside joint edge to any of the following acid concentrations may eventually cause some deterioration of the cement bonding.

Sulphuric acid over 70%  
Hydrochloric acid over 25%  
Nitric acid over 20%  
Hydrofluoric acid in all concentrations.

In order, therefore, to ensure maximum service life from pipelines conveying these fluids, we recommend the use of DYTIX which offers a high degree of resistance.





# uPVC DUCT PIPE AND ACCESSORIES

# Hepworth

## DUCT PIPE DIN 8062 STANDARD METRIC SIZE

SIZE	OD		WALL THICKNESS					
			CLASS 4		CLASS 6		CLASS 10	
MM	MIN	MAX	MIN	MAX	MIN	MAX	MIN	MAX
20	20.00	20.20						
25	25.00	25.20					150	190
32	32.00	32.20					180	220
40	40.00	40.20			1.80	2.20	190	230
50	50.00	50.20			1.80	2.20	240	290
63	63.00	63.20			1.90	2.30	300	360
75	75.00	75.30	1.80	2.20	2.20	2.70	360	420
90	90.00	90.30	1.80	2.20	2.70	3.20	430	500
110	110.00	110.30	2.20	2.70	3.20	3.80	530	610
125	125.00	125.30	2.50	3.00	3.70	4.30	600	690
140	140.00	140.40	2.80	3.30	4.30	4.80	670	760
160	160.00	160.40	3.20	3.80	4.70	5.40	770	870
180	180.00	180.40	3.60	4.20	5.30	6.10	860	970
200	200.00	200.40	4.00	4.70	5.90	6.70	960	1080
225	225.00	225.50	4.50	5.20	6.60	7.50	1080	1230
250	250.00	250.50	4.90	5.60	7.30	8.30	1190	1330
280	280.00	280.60	5.50	6.30	8.20	9.30	1340	1500
315	315.00	315.60	6.20	7.10	9.20	10.40	1500	1680
400	400.00	400.70	7.90	8.90	11.70	13.10	1910	2130

## DUCT PIPE BS 3506 STANDARD INCH SIZE - DIMENSIONALLY

SIZE	OD		WALL THICKNESS					
			CLASS B		CLASS C		CLASS D	
INCH	MIN	MAX	MIN	MAX	MIN	MAX	MIN	MAX
2	60.20	60.50			2.50	3.00	3.10	3.70
2½	75.00	75.30			3.00	3.50	3.90	4.50
3	88.70	89.30	2.90	3.40	3.50	4.10	4.60	5.30
4	114.10	114.50	3.40	4.00	4.50	5.20	6.00	6.90
6	168.00	168.50	4.50	5.20	6.60	7.60	8.80	10.20
8	218.80	219.40	5.30	6.10	7.80	9.00	10.30	11.90
10	272.60	273.40	6.60	7.60	9.70	11.20	12.80	14.80
12	323.40	324.30	7.80	9.00	11.50	13.30	15.20	17.50

### SPECIFICATIONS

Manufactured according to DIN 8062 & BS 3506 STANDARD

STANDARD LENGTHS	: 6m. with socket. ( Non Standard lengths or diameters to special order.)
STANDARD COLOUR	: Dark Grey and Black or to Customer Specification
BENDS	: Long and short radius 22.5°, 45°, 90°
CLUSTER BENDS	: To customer requirements
JUNCTIONS	: Square and swept tees, crosses and fittings, double sockets, bellmouths, end caps, clayware adaptors.
JOINTING	: Spigot and socket - dry fit or solvent cement for situations demanding sealed joints.

### PROPERTIES

SPECIFIC GRAVITY	: 1.42
VICAT SOFTENING POINT	: 80°C
INFLAMMABILITY	: Will not support combustion
SPECIFIC HEAT	: 1.00 KJ / Kg / °C
THERMAL CONDUCTIVITY AT 23° C	: 0.15 W / (mk)
FLEXURAL STRENGTH	
E-MODULUS AT 23° C	: >2400 Nmm <sup>2</sup>

### APPLICATIONS

- Telephone Cables
- High Voltage Underground Cables
- Street And Housing Power Supplies
- Piped T.V. and Radio
- Factory and Industrial Applications
- Sheathing of Water and Gas Services

# uPVC DUCT PIPE AND ACCESSORIES

# Hepworth

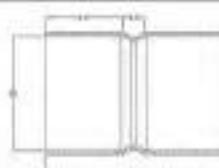
PIPES AND FITTINGS

## Duct End Caps



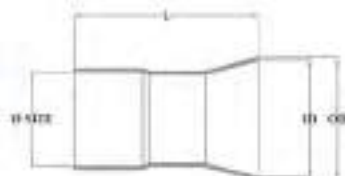
Ø / SIZE	ID	H
2" C / 50	48.5 / 54	30
3" C / 54D	89.5 / 96.7	30
4" C / 110 mm	114.5 / 119	30
6" C / 160 mm	168.5 / 170	40
8" C / 200 mm	219.4 / 200	45

## Duct Sockets



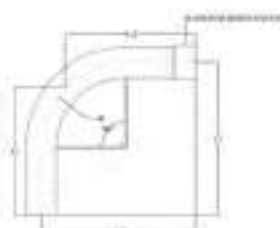
Ø / SIZE	ID	L	L1	L2
2" C / 50	48.5 / 54	136.5	58	14
3" C / 54D	89.5 / 96.7	162	65	30
4" C / 110 mm	114.5 / 119	172	76	24
6" C / 160 mm	168.5 / 170	258	116	34
8" C / 200 mm	219.4 / 200	334	132	45

## Duct Bellmouths



Ø / SIZE	OD	ID	L	WT
2" C / 50	117	110	369	1.5 / 1.63
3" C / 54D	188	181.5	222	3.5 / 3.95
4" C / 110 mm	212	201	265	4 / 3.40
6" C / 160 mm	265	250.5	340	5.00
8" C / 200 mm	332	315	370	6.25

## Duct 94/45° Long Radius Bends



Ø / SIZE	L1	L2	L3	L4	R
1"	229	220	280	290	200
1 1/2"	213	210	400	400	300
2" C / 50	401	401	567	567	300
3" C / 54D	638	638	755	755	400
4" C / 110mm	626	626	663	663	400
6" C / 160mm	699	699	717	717	600
8" C / 200mm	911	911	1090	1090	600

## Duct 90° Street Lighting Long Radius Bends 4"



POLES	Ø	RADIUS	H	W
11 Mts	4" CLASS C	600 mm	1050 mm	600 mm
11 Mts	4" CLASS C	600 mm	1050 mm	600 mm
16/18 Mts	4" CLASS C	600 mm	1070 mm	600 mm
25 Mts	4" CLASS C	600 mm	1150 mm	1150 mm

## Duct 90° Street Lighting Long Radius Bends 3"



POLES	Ø	RADIUS	H	W
3.5 Mts	3" CLASS C	600 mm	760 mm	600 mm
5 Mts	3" CLASS C	600 mm	760 mm	600 mm
6 Mts	3" CLASS C	600 mm	820 mm	600 mm
8 Mts	3" CLASS C	600 mm	1010 mm	600 mm
10 Mts	3" CLASS C	600 mm	1010 mm	600 mm



# CPVC INDUSTRIAL PIPE


**GEORG FISCHER**  
 PIPING SYSTEMS

CPVC pipe is produced from a specialty blend of Corzan® CPVC material with unique physical properties desirable for piping applications (i.e., improved impact resistance and excellent fire resistance capabilities).

GF's Harvel CPVC Schedule 40 and Schedule 80 piping systems are a complete solution with pipe, valves, and fittings, and can handle a variety of applications, temperatures, and pressure requirements. CPVC pressure pipe has an upper working temperature limit of 200°F (210°F intermittently), or approximately 60°F above that of Type I Grade IPVC. As with all thermoplastic piping systems, CPVC's ability to withstand pressure varies with pipe diameter, wall thickness, and temperature.

CPVC is similar to PVC, but is treated with chlorine to create a material that is more heat and highly resistant to acids, alkalis, alcohols, and many other corrosive materials. The Corzan® CPVC compound also has impressive fire resistant qualities meaning it is very difficult to ignite. This may be useful in applications that require ignited heat sources or in situations that are prone to fire. The wide range of joining options that include solvent welding, threaded and mechanical connections make it ideal for easy, error-free installations.

## SCHEDULES 40 and 80 CPVC

The Schedule 40 CPVC pipes exhibit exceptional quality that you've come to expect from GF Harvel and are simultaneously light, flexible, tough, and have exceptionally corrosion resistance. With CPVC's ability to withstand higher temperatures than PVC, CPVC is used in applications where the temperatures may reach 200°F (93°C) and can typically be found in numerous applications including chemical delivery systems, hot and cold potable water distribution systems, chemical processing systems, corrosive waste systems, vacuum lines and many other lower pressure applications that require a low-cost alternative to Schedule 80 systems. GF Harvel also offers various pipe end options including: beveled end, gasketed, roll grooved, and threaded as well as custom dimensions and lengths.

Schedule 40 CPVC is light gray in color and the pipes have the largest inner diameter of the two schedules offered.

Size range:  
1/4"–24"

Connections/Options:  
Plain end, beveled end, and custom lengths

## DUCT SYSTEMS CPVC

Our Corzan® CPVC duct has exceptional fire resistance (low flame spread and smoke generation characteristics), high heat distortion temperature and good mechanical strength. It can safely carry a maximum service temperature of 200°F (210° intermittently), making it ideal for hot corrosive fume handling systems in applications as diverse as metal finishing and plating to microelectronics.

Size range:  
CPVC (6"–24")

Connections/Options:  
Plain end; custom lengths available

Recommended cement  
and cleaner:



see page 76



## Fields of Application:

- Elevated temperature in chemical processing
- Hot and cold potable water systems
- Elevated temperature in water and wastewater treatment
- Elevated temperature vacuum lines
- Industrial applications involving hot corrosive fluid transfer

Nom. Pipe Size (in)	O.D.	Min. Wall	Nom. Wt./ft.	Max. W.P. PSI <sup>1</sup>
1/4"	0.540	0.089	0.096	780
3/8"	0.675	0.091	0.122	620
1/2"	0.840	0.109	0.186	600
3/4"	1.050	0.113	0.239	480
1"	1.315	0.133	0.352	450
1-1/4"	1.660	0.140	0.475	370
1-1/2"	1.900	0.145	0.568	330
2"	2.375	0.154	0.761	280
2-1/2"	2.875	0.203	1.201	300
3"	3.500	0.216	1.572	280
3-1/2"	4.000	0.228	1.905	240
4"	4.500	0.237	2.239	220
5"	5.563	0.258	3.095	190
6"	6.625	0.280	3.945	180
8"	8.625	0.322	5.958	160
10"	10.750	0.365	8.458	140
12"	12.750	0.406	11.172	130
14"	14.600	0.437	13.262	130
16"	16.600	0.500	17.312	130
18"	18.600	0.562	22.595	130
20"	20.000	0.593	25.530	120
24"	24.000	0.667	36.918	120

# HDPE PIPE AND DRAINAGE SYSTEM

# Hepworth

PIPES AND FITTINGS

HDPE is a complete soil, waste, vent system of pipes and fittings manufactured from high-density polyethylene. This tough and durable PE system offers an extraordinary chemical resistance in combination with a high flexibility level and great impact resistance, even at low temperatures.

These systems are used for the removal of domestic waste and rainwater from residential as well as commercial buildings. We have a full range for all water and rainwater applications.

PE is available in a range of nominal pipe sizes from 32mm-315mm, according to EN 1519. The Wavin PE system consists of a large variety of fittings including reducers, elbows, branches, expansion sockets, access fittings, electrofusion couplers and many other products.

The HDPE range for soil, waste and vent pipes and fittings is suitable for the following applications in residential and industrial buildings.

- Sanitary systems
- Washing machines and dishwashers
- Waste water (laundries, industrial plants, etc.)
- Aggressive fluids (schools, laboratories and industrial buildings)
- Slaughter houses and abattoirs
- Vacuum rainwater discharge systems



PE pipes are available in ranges from 20mm to 800mm. Black and blue colours are available for water applications, whilst yellow is commonly used for gas.

PE system consists of a large variety of fittings of butt fusion, electrofusion, compression and push-fit types.

## GENERAL PROPERTIES

- Light and easy to handle
- Conveniently flexible
- Good fusibility
- Tough
- Strong
- Systems can be fully end-load bearing
- Resists cracking
- Non-corrodible
- Resistant to chemical attacked aqueous media
- Low frictional resistance

## Application

HEPWORTH PME (LLC) is accredited to BS EN 9001:2008 by the British Standards Institution.

Although PE pipes are mainly used for conveying water and gas, they have many other applications, some of which are sewerage pumping mains, slurry conveyance in quarries, mines etc., fire mains, chilled water, de-mineralised water, industrial and chemical applications, submarine pipes, vacuum sewage, telecom applications, ship building, irrigation and sea water intakes.

## QUALITY ASSURANCE

Hepworth PME (LLC) is accredited to BS EN 9001:2008 by the British standards institution. They also maintain several BSI Kitemark licenses. Strict quality control procedures are routinely conducted throughout the production process to ensure that our products are fully compliant with the relevant specification. We are audited on a regular basis by British Standards Inspectorate including testing of samples in their UK facility to further ensure that we are operating within the scope of our Kitemark licenses. Measuring and test instruments used in our Dubai laboratory are routinely verified and are traceable to International Standards. Our commitment to quality control thus serves to assure the client that our products are of the highest quality and provide an excellent service life.





# PP-R SYSTEM

**Dacta**  
THERM


Manufactured by **Hepworth**

For Hot & Cold Water Applications

High Quality Product

Competitive Pricing

Proudly Made in the UAE

## Solid Pipes

PP-R-80 SDR 6 PN 20 Pipes Manufactured in accordance to DIN 8077/78 & ISO 15874-2

Nominal outside diameter (dn)			Ovality Maximum Allowed	Minimum WT (mm)	Maximum WT (mm)	Water / Mtr (Kg/Mtr)	Avg Internal Diameter (mm)
Size	Min (dn)	Max (dn)					
20	20	20.3	1.2	3.4	4.0	0.172	12.75
25	25	25.3	1.2	4.2	4.9	0.266	16.05
32	32	32.3	1.3	5.4	6.2	0.434	20.55
40	40	40.4	1.4	6.7	7.6	0.671	25.90
50	50	50.5	1.4	8.3	9.4	1.040	32.55
63	63	63.6	1.6	10.5	11.8	1.650	41.00
75	75	75.7	1.6	12.5	14.0	2.340	48.85
90	90	90.9	1.8	15.0	16.7	3.360	58.75
110	110	110.9	2.2	18.3	20.4	5.010	71.75
125	125	126.2	2.5	20.8	23.1	6.470	81.70
140	140	141.3	2.8	23.3	25.9	8.120	91.45
160	160	161.5	3.2	26.6	29.5	10.600	104.65

## Glass Fiber Pipes



PP-R Fiber Pipe - Glass Fiber Reinforced Pipes SDR6 manufactured dimensionally to DIN 8077

Nominal outside diameter (dn)			Ovality Maximum Allowed	Minimum WT (mm)	Maximum WT (mm)	Water / Mtr (Kg/Mtr)	Avg Internal Diameter (mm)
Size	Min (dn)	Max (dn)					
20	20	20.3	1.2	3.4	4.0	0.172	12.75
25	25	25.3	1.2	4.2	4.9	0.266	16.05
32	32	32.3	1.3	5.4	6.2	0.434	20.55
40	40	40.4	1.4	6.7	7.6	0.671	25.90
50	50	50.5	1.4	8.3	9.4	1.040	32.55
63	63	63.6	1.6	10.5	11.8	1.650	41.00
75	75	75.7	1.6	12.5	14.0	2.340	48.85
90	90	90.9	1.8	15.0	16.7	3.360	58.75
110	110	110.9	2.2	18.3	20.4	5.010	71.75
125	125	126.2	2.5	20.8	23.1	6.470	81.70
140	140	141.3	2.8	23.3	25.9	8.120	91.45
160	160	161.5	3.2	26.6	29.5	10.600	104.65

## Dacta Fittings and Accessories

### DESCRIPTION / DIMENSIONS



**SOCKET**  
20mm - 110mm



**REDUCER SOCKET**  
25/20mm - 110/90mm



**ELBOW 90°**  
20mm - 110mm



**ELBOW 45°**  
20mm - 110mm



**EQUAL TEE**  
20mm - 110mm



**REDUCING TEE**  
20X20X20mm - 63x50x63mm



**END CAP**  
20mm - 110mm



**TRANSITION PIECE**  
(welding both sides)  
20mm - 40mm



**FLANGES ADAPTOR**  
75mm - 90mm



**BLIND CAP**  
20mm - 25mm



# PP-R SYSTEM



## DESCRIPTION / DIMENSIONS



OVER BRIDGE BOW  
20mm - 32mm



CLAMP SINGLE  
20mm - 40mm



TRANSITION PIECE  
FEMALE - ROUND  
20mmX1/2" - 32mmX3/4"



TRANSITION PIECE  
FEMALE - HEXAGON  
32mmX1" - 110mmX4"



TRANSITION PIECE  
MALE - ROUND  
20mmX1/2" - 32mmX3/4"



TRANSITION PIECE  
MALE - HEXAGON  
32mmX1" - 110mmX4"



TRANSITION FEMALE  
UNION  
20mmX1/2" - 63mmX2"



TRANSITION MALE  
UNION  
20mmX1/2" - 63mmX2"



TRANSITION TEE  
FEMALE  
20mmX1/2" - 32mmX1"



TRANSITION ELBOW  
FEMALE  
20mmX1/2" - 32mmX1"



TRANSITION ELBOW  
MALE  
20mmX1/2" - 32mmX1"



TRANSITION BACK PLATE  
ELBOW FEMALE  
20mmX1/2" - 25mmX1/2"



VALVE BODY  
20mmX3/4" - 32mmX1"



STOP GLOBE  
VALVE  
20mmX3/4" - 32mmX1"



BALL VALVE  
20mm-63mm

## Welding Accessories



ROTHENBERGER PIPE CUTTER  
see page 73



CBC WELDING MACHINE  
see page 74

# PP-R SYSTEM

**+GF+**

**GEORG FISCHER  
PIPING SYSTEMS**



GF HAKAN AQUASYSTEM PP-R Pipes and Fittings are suitable for hot and cold water transfer in buildings and underfloor & central heating systems, air ducts or if applicable for other use in industry and agriculture. They have a high resistance for high temperature, pressure and they are suitable for drinking water.

## CHARACTERISTICS

- Elasticity
- Tightness
- Compression Strength
- Special Resistance to high temperature and extraction

GF HAKAN AQUASYSTEM is produced in diameters between 20mm and 160mm with fittings and complementing accessories.

## BENEFITS

### No water-hammer & low pressure drop

The internal surface of GF HAKAN AQUASYSTEM is smooth, homogeneous and non-porous. Due to low flow resistance, the pressure drop is less. It has higher flow rates and wider range of applications with exceptional impact and resistance and reduced noise generation.

### Long service-life under aggressive working conditions

The quality of the raw material and the high manufacturing technology used to produce GF HAKAN AQUASYSTEM ensure long-life reliable products. System lifetime is more than 50 years (under normal working conditions).

### Easy & low costs installation

GF HAKAN AQUASYSTEM is extremely light and easy to handle on site. Making a connection is simple, quick and safe. Complete installations are practical and fast with a wide range of fittings. The system offers a fast and simple process, reliable connections, strong, resilient joints, visible quality control, no systematic weak points, less weight than with traditional materials, quick, easy and clean installation works with less noise.

### Hygienic, Non-toxic & environment friendly

All materials used in the production of GF HAKAN AQUASYSTEM is non-toxic in accordance with the current international standards and are completely safe for use with liquid consumables. Advantages include: No health risks, smell & taste is neutral, portable water and food, safe, completely recyclable, chemically resistant, no corrosion and/or encrustation.



## Types

- Standard PP-R Systems
- Fiber fiberglass reinforced PP-R systems
- Climafaser fiberglass reinforced PP-R systems
- Stable Aluminum PP-R system

## Colours

- Beige
- Green





# PEX SYSTEM

**COMAP**  
SOLUTIONS FOR EFFICIENCY

## APPLICATIONS

	Drinking water
	Sanitary hot water
	Heating systems
	Underfloor heating and cooling
	Cold water
	Water vapour
	Rainwater
	Compressed air, dry



### PEX piping, a range of advantages at a reasonable price

#### • Cross-linking generates excellent temperature resistance

PEX-b can withstand temperature fluctuations over the long-term.

#### • Anti-corrosion

PEX is a material that is naturally resistant to corrosion.

#### • Resistance

The inner and outer layers are not affected by wear, even at high temperatures or flow rates.

#### • Acoustics

PEX effectively absorbs any sounds produced by water flowing through the system and by the water hammer effect, preventing any unpleasant noises.

### + PRACTICAL

- PEX is a material that is light and easy to install.
- Excellent noise attenuation.

### + DURABLE

- High-quality materials.
- Corrosion resistant.

### + EFFICIENT

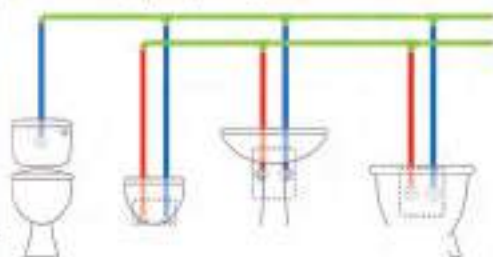
- Quick installation.
- Compatible with many applications.
- Can be used in a wide temperature range, up to 95°C (according to EN ISO 15875).

### + SAFE

- Highly secured installation; no flame or smoke.
- Reliable compression fittings without sealing joint.

Straight coupling TurboFlex 9401		Male Adapter TurboFlex M 9402		Straight female adapter TurboFlex F 9402		Equal Tee TurboFlex 9403	
							
CODE	SIZE	CODE	SIZE	CODE	SIZE	CODE	SIZE
CMF9401S16	16 x 22	CMF9402M16	16 x 22 / 10	CMF9402F16	16 x 22 / 10	CMF9403T16	16 x 22
CMF9401S20	20 x 27	CMF9402M20	20 x 27 / 10			CMF9403T20	20 x 27
Elbow junction box with brass elbow connection with spigot for Pex FM 5040		Reduction line with brass elbow connection with spigot for Pex FM 5040		Pex Manifold 5532A		Pex-b pipe 5002	
							
CODE	SIZE	CODE	SIZE	CODE	SIZE	CODE	SIZE
CMF9405S16	16 x 22 / 10	CMF9405R16	16 x 22 / 10	CMF5532A12	12	CMF5002S16	16 x 22
CMF9405S20	20 x 27	CMF9405R20	20 x 27	CMF5532A14	14	CMF5002S20	20 x 27

PEX pipe drops using PPR main headers



PP-R pipes  
PEX-b pipes

Wall outlet  
see picture below

# SOUNDPROOF PIPE SYSTEM

**Skolan**  
safe



**PATENTED 3 LIP SEAL**  
Simple and secure  
installation

**HYDRAULICALLY  
SMOOTH INNER SURFACE**  
Increased level of sound  
insulation through a frictionless  
water flow

17 dB(A)  
P-BA 221/2016  
Z-42.1-217  
25-year  
guarantee

**SMOOTHER OUTSIDE  
SURFACE**  
With-antimearing  
properties



MADE IN  
GERMANY

25  
years



Premium quality  
for a top price!

ISO  
50001  
CERTIFIED

ISO  
14001  
CERTIFIED

ISO  
9001  
CERTIFIED

## PROPERTIES

### Material

- Mineral-reinforced polypropylene (PP)
- normal inflammability as per DIN 4102 B2

### DIBt-approval Z-42.1-217

### Application

Soundproof pipe system  
Drainage within the building structure  
until the transfer chamber as  
 • waste water pipe  
 • rain water pipe  
 • ventilation pipe  
 (see also areas of application DIN 1986-4)

### Nominal diameters (DN/OD) 58/78/90/110/135/160/200

### Installation

DIN EN 12056, DIN 1986-100,  
DIN 4109, VDI 4100

### Colour

Light grey RAL 7035

### Seal

Patented 3 lip seal, factory inlaid SBR lip  
seal acc. to DIN 681

### Marking Pipes and Fittings

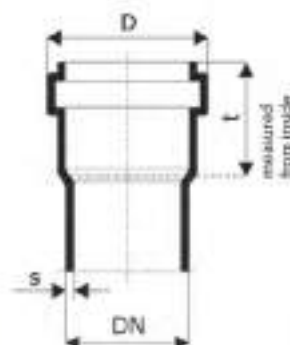
Permanent marking with manufacturer label,  
Skolan Safe, nominal diameter, approval  
No. Z-42.1-217, date of manufacture, material,  
building material class (fire behaviour)  
 • Fittings additionally bear information about  
the nominal angle

### Sound insulation

Measured value 17 dB (A)  
Sound insulation test according to  
DIN EN 14366 (Fraunhofer Institute)  
Noise emission at 4 litres volume flow  
to measurement with  
Bismat 1000 (P-BA 221/2016)

### Central vacuum cleaning system

Test certificate of the State Material  
Testing Institute Darmstadt



DN/OD	s (mm)	D (mm)	t (mm)
58	4,0	76	60
78	4,5	97	61
90	4,5	110	64
110	5,3	136	84
135	5,3	160	80
160	5,3	191	102
200	6,2	237	123





# SOUNDPROOF PIPE SYSTEM

**Skolan**  
safe

## DESCRIPTION / DIMENSIONS



SINGLE SOCKET  
PIPE



PLAIN END  
PIPE



BEND 15°



BEND 30°



BEND 45°



BEND 67°



BEND 87°



BRANCH 87°



BRANCH 67°



BRANCH 45°



SINGLE SOCKET



DOUBLE SOCKET



LONG SOCKET



PLUG



COUPLER



DOUBLE BRANCH



DOUBLE CORNER  
BRANCH



CORNER  
BRANCH



PARALLEL  
BRANCH



DOUBLE BRANCH  
FOR SHOWERS



SIPHON  
BEND



REDUCER



REDUCER  
SKOLAN/HIT



INSPECTION  
PIPE




LONG BEND

# COMPRESSION FITTINGS AND VALVES



The connection you can trust.

Philmac manufactures and distributes a wide range of fittings and valves to cover most PE pipe applications.



Trust the  
toughest  
connection  
on the land.



Philmac manufactures pipe fittings and valves under a Quality Assurance System assessed and approved to ISO 9001.

Philmac has a NATA accredited laboratory and tests fittings and valves to international and national standards. Third party accreditation is carried out by SAI Global.



Quality  
Endorsed  
Company

SECTION 808  
COMPLYING WITH  
SAI Global



Certified  
Environmental  
Management

SECTION 809  
COMPLYING WITH  
SAI Global



NATA Accredited  
Laboratory  
Number: 14673

## BENEFITS

### Flexibility

- The Metric & Imperial connection

### Fast and easy installation

- Slide & Tighten™ technology
- Compact Design
- Easy disassembly

### Complete security

- Dynamic sealing method
- No loose components
- Designed to minimise pipe twist
- WRAS approved

### High performance

- Made from advanced thermoplastic materials
- Rated to 1600 kpa
- 50 year+ design life

### Complete Coverage

- Comprehensive range from straight and reducing joiners to caps from 20mm to 63mm
- Copper connection Kits





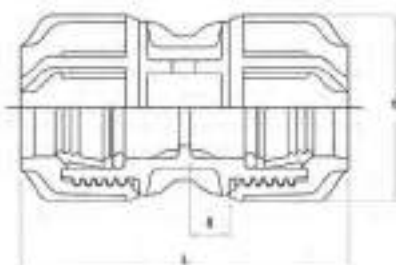
# COMPRESSION FITTINGS AND VALVES



The connection you can trust.

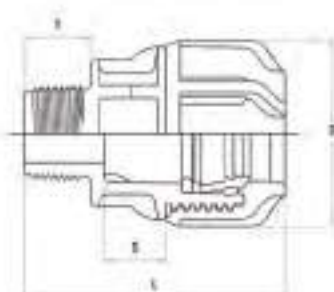
## JOINERS / COUPLERS (Metric/Imperial X Metric/Imperial)

Size	Part No.	Dimensions mm			kg
		S	D	L	
20/1/2" x 20/1/2"	98912200	10	47	90	0.08
25/3/4" x 25/3/4"	98913300	11	55	97	0.12
32/1" x 32/1"	98914400	14	67	118	0.20
40/1-1/4" x 40/1-1/4"	98915500	18	81	135	0.33
50/1-1/2" x 50/1-1/2"	98916600	24	94	161	0.52
63/2" x 63/2"	98917700	29	110	182	0.76



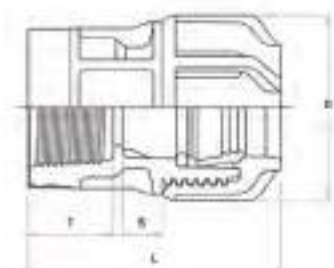
## END CONNECTORS / MALE ADAPTORS (Metric/Imperial X MI BSP)

Size	Part No.	Dimensions mm				kg
		S	D	L	T	
20/1/2" x 1/2"	98922100	17	47	73	19.8	0.05
25/3/4" x 3/4"	98923200	19	55	82	21.1	0.07
32/1" x 1"	98924300	22	67	94	24.4	0.12
40/1-1/4" x 1-1/4"	98925400	28	81	109	26.7	0.20
50/1-1/2" x 1-1/2"	98926500	30	94	118	26.7	0.30
63/2" x 2"	98927600	36	110	127	31	0.41



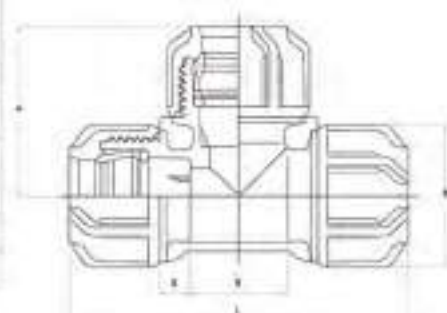
## END CONNECTORS / FEMALE ADAPTORS (Metric/Imperial X FI BSP)

Size	Part No.	Dimensions mm				kg
		S	D	L	T	
25/3/4" x 3/4"	98932200	11	55	71	24.1	0.08
32/1" x 1"	98934300	14	67	88	27.4	0.13
40/1-1/4" x 1-1/4"	98935400	18	81	101	30.2	0.20
50/1-1/2" x 1-1/2"	98936500	24	94	106	30.2	0.29
63/2" x 2"	98937600	29	110	121	34.5	0.44



## TEES (Metric/Imperial X Metric/Imperial X Metric/Imperial)


Size	Part No.	Dimensions mm					kg
		S	D	H	G	L	
20/1/2" x 20/1/2" x 20/1/2"	98932200	10	47	59	31	117	0.12
25/3/4" x 25/3/4" x 25/3/4"	98933300	11	55	67	40	134	0.19
32/1" x 32/1" x 32/1"	98934400	14	67	80	48	160	0.33
40/1-1/4" x 40/1-1/4" x 40/1-1/4"	98935500	18	81	95	50	182	0.53
50/1-1/2" x 50/1-1/2" x 50/1-1/2"	98936600	24	94	101	60	202	0.80
63/2" x 63/2" x 63/2"	98937700	29	110	118	73	236	1.22






Committed to innovation in the field of garden hoses and other products, including Hi-Fitt technical hoses and Faraplan rigid pipes in the construction and water supply sectors.

## REINFORCED BRAIDED GARDEN HOSE, WITH GREAT ROBUSTNESS, SUITABLE FOR AN INTENSIVE USE

MIMOSA	Diametre (mm)	Length (m)	Working Pressure (bar)	Pallet 80 x 120cm (pieces)	PRODUCT CODE
	1/2" (12,5mm)	25	10	77	FITT8011963746524
	1" (25mm)	50	9	16*	FITT8011963746593
	3/4" (19mm)	25	10	30	FITT8011963746562
	3/4" (19mm)	50	10	16	FITT8011963746579
	1/2" (12,5mm)	50	10	42	FITT8011963746531

## REINFORCED BRAIDED GARDEN HOSE, SUITABLE FOR SEMI-PROFESSIONAL USE

TOBBY GREEN	Diametre (mm)	Length (m)	Working Pressure (bar)	Pallet 80 x 120cm (pieces)	PRODUCT CODE
	1/2" (12,5mm)	25	12	72	FITT8011963747507
	1/2" (12,5mm)	50	12	42	FITT8011963747514



# SPRAYS AND CONTROL SYSTEM



Offer the most complete product and technical training solution in the irrigation industry today



Sprinklers



Valves



Controllers

PRODUCT CODE	DESCRIPTION
METUS415A	Rain Bird Unispray Spray Pop up with 15ft Nozzle
MET150PGA	Rain Bird 1.5" Plastic Solenoid Valve
MET200PGA	Rain Bird 2" Plastic Solenoid Valve
METTESP4MEAMC	Rain Bird Modular Controller 4 Stations Plastic
METESPM6	Rain Bird 6 Stations Expansion Module
METESPM3	Rain Bird 3 Stations Expansion Module
METRZX6230V	Rain Bird Controller, Outdoor Plastic 6 Stations 230V

## LEADING MANUFACTURER OF MANHOLE COVER AND ENGINEERING CASTING IN MIDDLE EAST

DESIGN  
CAST  
SUPPLY



- ISO-9001-2000 certified Ductile Iron & Steel Foundry.
- Produces 12,000 tons of castings per year in UAE.
- Products are kitemarked and approved by most of the government authorities and consultants in UAE.



## STANDARDS

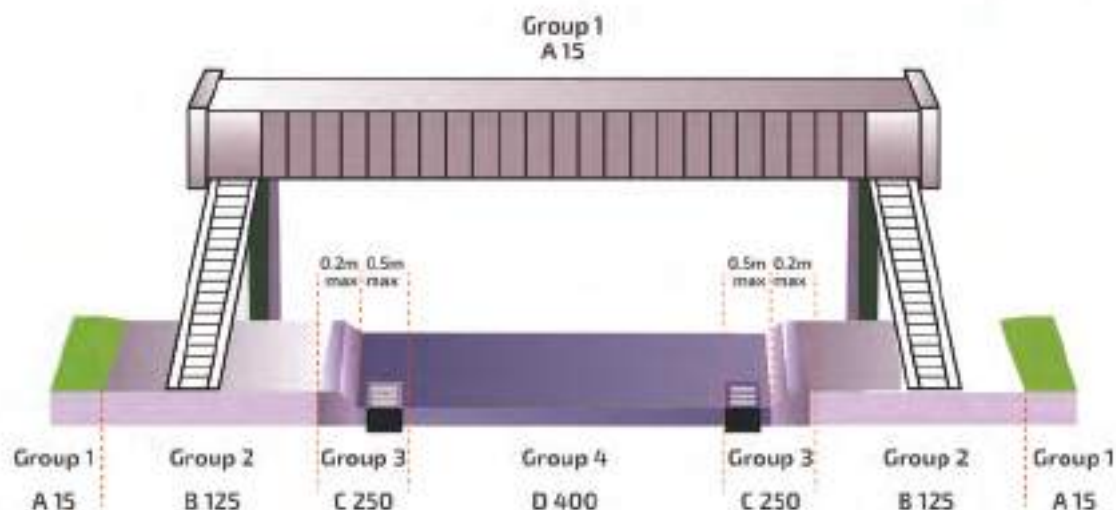
**The entire ranges of products are manufactured in the following standards:**

- |                           |   |
|---------------------------|---|
| 1. EN 124 : 1994          | - Gully tops and manhole tops for vehicular and pedestrian areas. |
| 2. ISO 1083 : 1987        | - Spheroidal Graphite Cast Iron – Classification.                 |
| 3. ISO 185 : 1988         | - Grey Cast Iron – Classification.                                |
| 4. BS 5834 : Part2 : 1983 | - Surface Box frames and covers.                                  |
| 5. BS : 750 : 1984        | - Surface Box frames & covers.                                    |
| 6. EN 1433 : 2002         | - Drainage Channels for vehicular & pedestrian area.              |

All major portion of these popular Ductile Iron manhole covers are Kitemarked by British Standards Institution (BSI).



# MANHOLE COVERS



Group	Place of Installation	Minimum Class	Application
1.	The area where pedestrian & pedal cyclists only be used	A 10	
2.	Suitable for use in car parks, footways, areas accessible to normal light vehicle traffic	B 125	
3.	Can be used only in areas of kerb side channel of roads extending up to 500mm in to the carriageway.	C 250	
4.	Suitable for hard shoulders, road carrying heavy traffic, pedestrian areas and all types of road vehicles.	D 400	
5.	Can be used for areas for fast moving and specially very heavy traffic such as docks and aircraft pavement.	E 600	
6.	Suitable for use at areas particularly involving high wheel load like aircraft pavements.	F 900	



## DRAINAGE CHANNEL SYSTEM

## Sabdrain

## DRAINAGE SYSTEM

**Ideal drainage system for roads and highways, parking lots, service areas, cycle and pedestrian paths, industrial sites and airports.**

- Made of Polypropylene.
- Made up of state-of the art plastic materials, with steel and cast iron
- Quick installation at contained cost.
- Produced in accordance with EN 1433



### Edge Steel Channel



Low Edge Channel



### Plastic Border Channel

## CONNECTION

### Male/Female Embedding System



## ANCHORAGE

### The anchorage of the grids



### 3 LATERAL CONNECTION

### 90° Embedding Presetting



### PIPES CONNECTION

### Preset Pipe Connections



PRODIT-CDD

SAB5000101ALAP	100x100 PLASTIC EDGE CHANNEL with polypropylene slotted grid A15 PP
SAB5000101ALAZ	100 x 100 PLASTIC EDGE CHANNEL with galvanized steel slotted grid A15
SAB5000101ALB1R	150x150 PLASTIC EDGE CHANNEL with galvanized steel retted grid B125
SAB5000101ALB1L	200x150 PLASTIC EDGE CHANNEL with galvanized steel retted grid B125
SAB5000101P1ACB	100x100 PLASTIC EDGE CHANNEL with cast iron slotted grid C250
SAB5000101P1ACB	200x150 PLASTIC EDGE CHANNEL with cast iron slotted grid C250
SAB5000101P1D1B	150x150 STEEL EDGE CHANNEL with cast iron slotted grid D400
SAB5000101P1D1B	200x150 STEEL EDGE CHANNEL with cast iron slotted grid D400
SAB5000401E	SAB HEAD PLUG 100 X 100
SAB5000401E	SAB HEAD PLUG 150 X 150
SAB5000401E	SAB HEAD PLUG 200 X 150
SAB5000401E	SAB HEAD PLUG 150 X 150 PPE CONNECTION Ø 110





# THERMOSTATS, VALVES AND ACTUATORS

**SIEMENS**  
*Ingenuity for life*

## Save energy while maintaining a constant room climate

Room thermostats that maximize control accuracy for heating, ventilation and air conditioning (HVAC) applications.

Unique combination of benefits for both  
professional installers and end users

### DESCRIPTION / PRODUCT CODE

#### SMART THERMOSTAT



- Controls conventional HVAC systems up to 3H/2C and heat pumps up to 4H/2C
- Easy to read, backlit, auto-dimming 3.5" color LCD touch
- Intuitive remote user control using Apple iOS and Android mobile phone applications
- One-touch green leaf button to maximize energy efficiency
- Built-in Volatile Organic Compounds (VOC) sensor enables ventilation strategies for optimum indoor air quality
- Built-in humidity sensor
- Built-in occupancy sensor and window / door contact enables smart occupancy control
- Full, easy to program user schedule

SMNRDS120



#### COMMERCIAL FAN COIL ROOM THERMOSTAT



- 7-day program with 8 programmable timers to switch over between Comfort and Economy modes (RDG160TU).
- Multi-functional inputs can be configured for keycard input, window contacts or external sensors.
- Select from various control strategies including Comfort, Energy Saving, or Freeze Protection.
- Backlit display with intuitive layout simplifies user interaction during commissioning and daily operation.
- Siemens offers a broad selection of sensors and actuators that comprise cost-efficient application bundles that are compatible with the RDG110U and RDG160TU.

SMNRDG160T / SMNRDG110U



#### COMMERCIAL FAN COIL ROOM THERMOSTAT

- Touch screen
- Large display with backlight
- 2P / PI / P control
- Outputs for ON/OFF or 3-position control
- Outputs for 3-speed or 1-speed fan
- 2 multifunctional inputs for keycard contact, external sensor, etc.
- Independent function for window contact, presence detector (standard presence and hotel presence)
- Operating modes: Comfort, Economy and Protection
- Automatic or manual fan speed control
- Automatic or manual heating / cooling changeover
- Minimum and maximum limitation of room temperature setpoint

SMNRDF800

# THERMOSTATS, VALVES AND ACTUATORS

**SIEMENS**  
Ingenuity for life

## DESCRIPTION / PRODUCT CODE

### FAN COIL ROOM THERMOSTAT



- LCD backlit display
- Keylock function
- Display either room temperature or setpoint
- Comfort and Protection(Off) operating modes
- Automatic or manual heating/cooling changeover
- Automatic or manual 3-speed fan control
- Fan and heating/cooling changeover symbol display (enable / disable)
- Fan and heating/cooling changeover functions (enable / disable)
- Selectable fan operation in deadzone
- Timer with delay Off function: preset or user selection from 1 to 23 hours
- Minimum and maximum setpoint limitation
- Return to previous operating mode, Protection or Comfort upon power down
- Internal sensor calibration
- Adjustable commissioning and control parameters
- Fit into 86x86 conduit boxes
- Three standard color variants are available: reference color codes are SILVER (Cool Grey 4C), GOLD (Gold 453C), BLACK (Pantone Black 7C)

SMNRDF510BP

## DESCRIPTION / PRODUCT CODE

### FLUSH-MOUNTED ROOM THERMOSTAT



- Output for on/off valve or 3-wire on/off valve actuator
- 3-speed fan control: Automatic or manual
- Manual heating/cooling changeover or continuous Cooling only / Heating only
- Operating modes: Comfort, Protection
- Adjustable commissioning and control parameters
- Optional display of room temperature or setpoint
- Minimum and maximum setpoint limitation Display temperature in increments of 0.5 °C
- Operating voltage AC 230 V
- Mounting on recessed square conduit box, fixing centres 60.3 mm
- User and parameter settings can be retained or restored with power loss

SMNRDF340

### ZONE VALVE AND ACTUATORS



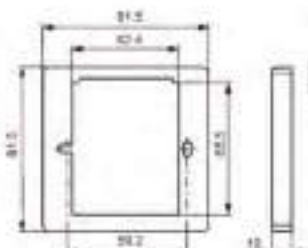
- For use in ventilation and air-conditioning systems for water-side terminal unit control in closed circuits, e.g. for induction units, fan-coil units, small re-heaters and small re-coolers
- 2-pipe systems with 1 heat exchanger for heating and cooling
- 4-pipe systems with 2 separate heat exchangers for heating and cooling
- In closed-circuit zone heating systems, for example: Separate floors in a building

(2 WAY/15MM) SMNVV146152  
(2 WAY/20 MM) SMNVV146202  
(2 WAY/25MM) SMNVV146252  
(3 WAY/15MM) SMNVX146152  
(3 WAY/20 MM) SMNVX146202  
(3 WAY/ 25MM) SMNVX146252

### MOUNTING BRACKET 10mm

Mounting bracket 10mm for RDF semi-flush-mount thermostats, for increasing the headroom in the conduit box.

SMNARC703



### CABLE TEMPERATURE SENSOR

The sensors are for use in HVAC plants to acquire the temperature in fan coil units. Because of their insulation, the sensors are especially suited for use with controllers whose sensor signal input are not galvanically separated from the AC 230 V mains.



- The sensors are used as:
- return air temperature sensors
- changeover sensors

SMNQAHI11



# AIR CONDITIONING SOLUTIONS



Wide range of split air conditioners from a trusted name for cooling solutions



علامة الجودة الإماراتية  
Emirates Quality Mark



QCC, UAE



MEW



Operating at High  
Ambient Temperature  
Up To 52°C



Rated in accordance  
with AHRI Standard  
(210/240)




High Efficiency  
Hydrophilic Fins



Piping Lengths :  
Total : Up to 25m  
Vertical: Up to 10m



3D Air Flow



High Density  
Durable Filter



Auto Restart Function



Wifi Control  
(Optional)

## TROPICAL WALL MOUNTED SPLIT



2 STAR PERFORMANCE ★★

### DESCRIPTION

Model  
Power Supply  
ESMA star Rating  
Capacity  
Product Code

### INDOOR UNIT PRODUCT CODES

MSKM410A-12CA	MSKM410A-18CA	MSKM410A-24CA	MSKM410A-30CA	MSKM410A-36CA
220-240V, 50Hz, 1Ph	220-240V, 50Hz, 1Ph	220-240V, 50Hz, 1Ph	220-240V, 50Hz, 1Ph	220-240V, 50Hz, 1Ph
2	2	2	2	2
1 TON	1.5 TON	2 TON	2.5 TON	3 TON
SKMIPM120CG1V00	SKMIPM180CG1V00	SKMIPM240CG1V00	SKMIPM300CG1V00	SKMIPM360CG1V00

### DESCRIPTION

Dimension (W\*D\*H")  
Packing (W\*D\*H")  
Net/Gross Weight  
Product Code

### OUTDOOR UNIT PRODUCT CODES

770x340x555mm	770x340x555mm	845x363x702mm	946x410x810mm	946x410x810mm
800x345x585mm	800x345x585mm	945x395x755mm	1090x500x875mm	1090x500x875mm
28.8 / 30.5kg	44.3/47.8kg	47 / 50.2kg	61.5/67.3kg	66.1/69.8kg
SKMOPM120CG1V00	SKMOPM180CG1V00	SKMOPM240CG1V00	SKMOPM300CG1V00	SKMOPM360CG1V00

## HIGH EFFICIENCY WALL MOUNTED SPLIT



4 STAR PERFORMANCE ★★★★★

### DESCRIPTION

Model  
Power Supply  
ESMA star Rating  
Capacity  
Product Code

### INDOOR UNIT PRODUCT CODES

MSKM410A-12CEP5	MSKM410A-18CEP5	MSKM410A-24CEP5	MSKM410A-30CEP5	MSKM410A-36CEP5
220-240V, 1Ph, 50Hz	220-240V, 1Ph, 50Hz	220-240V, 1Ph, 50Hz	220-240V, 1Ph, 50Hz	220-240V, 1Ph, 50Hz
4	4	4	4	4
1 TON	1.5 TON	2 TON	2.5 TON	3 TON
SKMIPM120CG4V00	SKMIPM180CG4V00	SKMIPM240CG4V00	SKMIPM300CG4V00	SKMIPM360CG4V00

### DESCRIPTION

Dimension (W\*D\*H")  
Packing (W\*D\*H")  
Net/Gross Weight  
Product Code

### OUTDOOR UNIT PRODUCT CODES

770x340x555mm	845x363x702mm	946x410x810mm	946x410x810mm	946x410x810mm
800x345x585mm	945x395x755mm	1090x500x875mm	1090x500x875mm	1090x500x875mm
28.0/30.5kg	46.2/49.5kg	61.8/67.8kg	66.3/72.1kg	66.3/72.1kg
SKMOPM120CG4V00	SKMOPM180CG4V00	SKMOPM240CG4V00	SKMOPM300CG4V00	SKMOPM360CG4V00





## A worldwide leader in innovative lighting products

## DESCRIPTION / PRODUCT CODE



**LED LAMP**  
LED STAR CLAS A 60 FR 9 W/2700K E27

- Classic bulb shape
- Low energy consumption
- Easy replacement of classic lamps
- Instant 100 % light, no warm-up time
- LED alternative to conventional lamps
- Mercury-free lamps
- Domestic applications

LDVLEDCLA85WE27827FR



## DESCRIPTION / PRODUCT CODE

**DULUX L LUMILUX**  
W/840 2G11

- Very economical
- Outstanding luminous flux
- Long service life
- Less than half as long as tubular fluorescent lamps

LDVDLXL36W21



**LED LAMP**  
ST CLAS B 40 5.5 W/2700K E14

- Classic mini-candle shape
- Low energy consumption
- Easy replacement of classic lamps
- Instant 100 % light, no warm-up time
- LED alternative to conventional lamps
- Mercury-free lamps
- Domestic applications

LEDCL85WE14827FR



**DULUX T/E PLUS 32**  
W/840

- CFLs, 3 tubes, with 4-pin base for ECG operation
- Extremely economical
- Good quality of light
- Excellent luminous flux
- Long service life

LDVDLXTE32W21PRC



**ECONOMIC LED TUBES**  
ST8V-EM 16 W/6500K 1208 mm

- SubstiTUBE Value
- For electromagnetic control gears
- Energy savings of up to 65 %
- Instant-on light
- Mercury-free and RoHS compliant

LDVST8V8W865G7



**LED PANEL LUMINAIRE**  
600 x 600 40 W 4000 K

- Low maintenance and operation costs due to long lifetime of LED
- Very slim aluminum housing (only 18.5 mm) and matt white frame
- Edge-lit with LCD backlight technology

LDV60X6040W865



**HALOGEN DICHROIC REFLECTOR LAMP**  
DECOSTAR 35 20 W 12 V 36° GU4

- Halogen dichroic reflector lamps with 35 mm diameter
- General illumination
- Contains no mercury
- Approved for use in open luminaires

LDVHAL04890WFL



**TUBULAR FLUORESCENT LAMP**  
LUMILUX T8 26 mm, with G13 bases

- Good economy thanks to high efficiency
- Proven lamp technology
- Available in many different light colors

LDV62L18W10RUS

# LIGHT SWITCHES AND ELECTRICAL SOCKETS

Life Is On

Schneider  
Electric

LIGHTING AND ELECTRICAL

## DESCRIPTION / PRODUCT CODE

### ISOLATING SWITCH WH163

- 63A 440V Surface Mount Triple Pole Isolating Switch IP66
- [Ie] rated operational current: 63 A at 440 V AC-22A
- Poles description: 3P
- Motor Rating: M160
- Width: 82 mm
- Height: 170 mm
- Depth: 90 mm



SCHWH163

## DESCRIPTION / PRODUCT CODE

### VIVACE GAND DOUBLE POLE SWITCH

- 20A 250V 1 Gang Double Pole Switch with Neon and Earth
- Switch function: Double 1-way with earth
- Actuator: Rocker
- Pilot light: Neon indicator lamp
- Number of gangs: 1 gang
- Colour tint: White
- Material: Polycarbonate: grid plate  
Polycarbonate: surround  
Polycarbonate: base
- Projecting depth: 8 mm
- Device mounting: Flush



SCHKB31D20NE

### ISOLATING SWITCH WH120

- 63A 440V Surface Mount Triple Pole Isolating Switch IP66
- [Ie] rated operational current: 20 A at 440 V AC-22A
- Poles description: 3P
- Motor Rating: M180
- Width: 82 mm
- Height: 170 mm
- Depth: 90 mm



SCHWH120

### WEATHERPROOF SWITCHED SOCKET

- Exclusive Weatherproof - switched socket - 13 A - 230 V - 2 gangs - grey
- Switch function: 1-pole
- Rated current: 13 A at 230 V AC 50 Hz
- Actuator: Rocker
- Number of gangs: 2 gangs
- Pilot light: without neon indicator
- Fixing mode: By screws
- Connections - terminals: Screw terminals
- Material: Thermoplastic
- Also available in SINGLE SOCKET



SCHGW3020

### ISOLATING SWITCH WH520

- 20A 250V Surface Mount Single Pole Isolating Switch IP66
- [Ie] rated operational current: 20 A at 250 V AC-22A
- Poles description: 1P
- Motor Rating: M220
- Width: 82 mm
- Height: 170 mm
- Depth: 90 mm



SCHWH520

### LISE PLATE SWITCH

- Liase - Plate switch - without instructions - 3 gangs 2 way- 10AX White
- Switch function: 2-way
- Control type: Rocker
- Number of gangs: 3 gangs
- Device mounting: Wall mounted
- Rated current: 10 AX at 230 V AC
- Connections - terminals: Screw terminals
- Material: Urea (carbamide)
- Available also in 1 gang and 2 gang



SCHGGBLI032NIS

### ACTASSI NETWORK SOCKET

- Actassi S-110 Connector RJ45 Keystone Unshielded Cat 6 White 8x1
- Range: Actassi
- Product type: RJ45 network socket
- Device presentation: Two piece design
- Colour tint: Stuffer cap: transparent (ABS + PC)
- IDC cover: blue (ABS + PC)
- Connector housing: white (ABS + PC)
- Wiring Colour configuration 568 A/B
- Quantity per set Set of 1



SCHVDIB17766UWEE

### PIENO CONNECTION UNIT

- 45A Connection Unit
- Rated current: 25 A at 250 V AC 50 Hz
- Load type: Resistive
- Protection type: Fuse
- Number of gangs: 1 gang
- Wiring device mounting: Surface  
Flush
- Material: Polycarbonate: surround  
Polycarbonate: grid plate
- Connections - terminals: Pillar terminals



SCHES54

### VIVACE WHITE SWITCH

- Vivace 16AX 250V 1gang 2Way Switch, White
- Switch function: 2-way
- Actuator: Rocker
- Number of gangs: 1 gang
- Colour tint: White
- Material: Polycarbonate grid plate  
Polycarbonate: surround  
Polycarbonate: base
- Projecting depth: 8 mm
- Device mounting: Flush
- Available also in 2-way



SCHKB331

### ULTIMATE SCREWLESS FLAT PLATE

- Ultimate Screwless flat plate - rocker plate switch - 1 gang - stainless steel
- Control type: Rocker
- Switch function: 1-pole 2-way
- Rated current: 16 AX at 230 V AC



SCHGUH128SS



# VOLTAGE AND WIRING CABLES

**دوخاب Ducab**



A global leader in the development, design, manufacturing, marketing and distribution of copper and aluminum wire and cable products for a wide range of applications

## APPROVED AND CERTIFIED



## DESCRIPTION



INSTRUMENTATION  
CABLES



CONSTRUCTION  
& AUXILIARY CABLE



HIGH VOLTAGE  
CABLES



MEDIUM VOLTAGE  
CABLES



LOW VOLTAGE  
CABLES



WIRING  
CABLES



FLEXIBLE CABLES



RUBBER FLEXIBLE  
CABLES



SPECIALIZED CABLES

# VOLTAGE AND WIRING CABLES



Internationally recognized cable brand for large infrastructures and any industrial project



UTILITIES



OIL, GAS & PETROCHEMICAL



TRANSPORTATION



INDUSTRIAL & MANUFACTURING



HOUSING, BUILDING & CONSTRUCTION



MEDIUM VOLTAGE CABLES



LOW VOLTAGE CABLES



FIRE RATED CABLES AND WIRES



BUILDING WIRES AND CABLES



OVERHEAD LINE CONDUCTORS



CONTROL CABLES

OCI products are tested in various independent certifying labs, to ensure that the product quality is in conformity with the leading international standards. OCI products have been approved for the following national and international testing laboratories over the years.

- BASEC Certification for various type of product from BASEC, UK
- LPCB certificate from BRE global, UK
- BSI Certificate from British Standards Institution at UK
- KEMA Certificate from KEMA, The Netherlands
- TAG Corporation Certificate from Tag Corporation, India
- Omani Quality Mark Certificate from DGMS, Oman





POWER  
TOOLS

**MX  
FUEL**  
EQUIPMENT  
SYSTEM

EQUIPMENT  
REDEFINED

This system goes beyond the limitations of petrol and power-cord units, to deliver a best-in-class experience for users. Redefining the limits of light equipment.

TRADE  
FOCUSED

MX FUEL™ extends Milwaukee Tool's to the trades it serves. Bringing new solutions to trade frustrations.

SYSTEM  
WIDE

We are committed to protecting our user's investments by providing high performing solutions that are fully compatible with MX FUEL™ REDLITHIUM™ batteries.

## ALSO AVAILABLE:



Hand-held drain cleaners



Power-feed drain cleaners



Free standing drain cleaners

## DESCRIPTION



**M18 FUEL™ ONE-KEY™ PERCUSSION DRILL (M18ONEPD2)**

- Higher power efficiency under load - outstanding torque of 130 Nm
- Extremely compact design of 175 mm length for access into tight spaces
- Advanced heavy duty chuck providing increased bit grip
- Connect via Bluetooth® with the ONE-KEY™ app
- Customise anti-kickback control via ONE-KEY™ app
- Save up to 4 custom settings to the tools memory for fast selection on the jobsite
- Configure to any application choosing optimum tool settings for repeatable precision



## DESCRIPTION

**M18 FUEL™ ONE-KEY™ 1" HIGH TORQUE IMPACT WRENCH WITH FRICTION RING (M18ONEFHIWF1)**

- World's first cordless 18V 1" high torque impact wrench replacing AC, petrol and pneumatic wrenches
- Delivers up to 2400 Nm of nut-busting torque that enables bolts up to M42 to open
- The 4-Mode DRIVE CONTROL allows the user to shift into four different speed and torque settings to maximise application versatility
- The integrated blow counting sensor enhances the consistent repeatability of the chosen torque setting

**M18™ FORCE LOGIC™ HYDRAULIC 35 MM CABLE CUTTER (M18ONEHCC)**



- FORCE LOGIC™ hydraulic cable cutter cuts cables in less than 3 seconds with 53 kN of force
- Brushless POWERSTATE™ motor provides more power, more run-time and longer life
- Fully balanced tool provides secure control during one hand operation
- One tool provides cutting solutions for ACSR wire, steel guy wire, fine stranded or standard copper and aluminium cable
- Quick jaw retraction enables user to retool for a complete new application in less than 15 seconds
- Compact in-line and slim jaw design with 350° rotatable head allows easy cuts, even in narrow spaces



**M18™ FORCE LOGIC™ HYDRAULIC DIELESS CRIMPER (M18HDCT)**

- M18™ FORCE LOGIC™ HDCT crimps connectors on flexible wire from 10 to 300 mm² without changing dies
- Auto distance control continuously measures distance & pressure for uniform crimp appearance across every size of the crimping range
- 180° rotating head and easy access latch deliver easy alignment and free-up second hand to hold material
- PFM™ (Predictive Force Monitoring) with auto complete ensures full pressure and provides instant pressure verification with green indicator
- The tool records & stores every crimp made for professional report building through both ONE-KEY™ App

**M18 FUEL™ DRAIN CLEANER - POWER FEED 8 MM (M18FDXPF8)**



- World's first hand held drain cleaner on a 18V battery
- With automatic feed and retract that can be used with 6 mm, 8 mm and 10 mm spirals from both MILWAUKEE® and other manufacturers, in pipes from 32 mm up to 75 mm, up to 15m down the line
- Flat base enables user to put tool down and have one hand free to guide the cable in and out of the drain giving the user more control whilst unclogging drains
- CABLE-DRIVE locking feed system maintains selected feed speed, and auto-adjusts to compatible cable sizes for the best cable grip when feeding and working the clog



**M18 FUEL™ SECTIONAL SEWER MACHINE (M18PSSM)**

- World's first cordless sectional sewer machine on a 18V battery with automatic feed and retract that can be used with 22 mm and 32 mm sectional spirals from both MILWAUKEE® and other manufacturers in pipes from 50 mm up to 200 mm, up to 60m down the line
- CABLE-DRIVE locking feed system maintains selected feed speed, and auto-adjusts to compatible cable sizes, 22 mm and 32 mm, for the best cable grip when feeding and working the clog
- Integrates four MILWAUKEE®-exclusive technologies - the POWERSTATE™ brushless motor, REDLITHIUM™ battery pack, REDLINK PLUS™ intelligence hardware and software and ONE-KEY™ digital connectivity - which deliver outstanding power, run time, durability and unprecedented asset management on the jobsite

**M12 FUEL™ INSTALLATION DRILL/DRIVER WITH INTERCHANGEABLE HEADS (M12 FDDX)**



- High performance compact 4-in-1 installation drill for extreme versatility
- Removable chuck system with 4 different heads for multiples of applications
- 1/4" hex drive behind chuck fitting, reduces drill length to 130 mm when required
- In-line grip for unrivaled access and control
- Brushless POWERSTATE™ motor delivers up to 34 Nm of torque
- Magnetic holder for easy bit access



**M12 FUEL™ INSTALLATION DRILL/DRIVER WITH INTERCHANGEABLE HEADS (M12 BPRT)**

- Up to 325 x 4.8 mm stainless steel rivets on a single charge with a 2.0 Ah battery pack
- Suitable for all aluminium, steel, stainless steel and copper rivets up to 4.8 mm
- Rivets in one stroke with a 20.32 mm stroke length
- Retention nose pieces hold rivets in any orientation
- Tool-free access to easily clean jaws. On-board nose piece storage and removal tool for user convenience
- Ergonomic design with 273 mm H x 66.8 mm W x 165 mm in length without mandrel collector



POWER  
TOOLS

REDLITHIUM-ION™

RED  
BATTERY TECHNOLOGY

## BATTERIES AND CHARGER KITS



M12 NRG 202



M12 NRG 402



M18 NRG 202



M18 NRG 502

	System	Voltage (V)	Battery type	Battery pack capacity (Ah)	No. of batteries supplied	Charger supplied	Charger supplied
M12 NRG-402	M12	12	Li-ion	4.0	2	80 min	C12 C
M12 NRG-202	M12	12	Li-ion	2.0	1	40 min	C12 C
M18 NRG-202	M18	18	Li-ion	2.0	1	40 min	M12-18C
M18 NRG-502	M18	18	Li-ion	5.0	2	50 min	M12-18C

M18™ SWITCH TANK™ **M18**

15L Cordless Backpack Fluid Pump Sprayer Kit

**M18BPPH-401**

## Includes

- M18™ SWITCH TANK™ Powered Base
- 15-L Chemical Sprayer Tank Assembly
- M18™ REDLITHIUM™ 4.0 Battery
- M18™/M12™ Multi-Voltage Charger

## Performance

- 5 mode speed setting - for more control
- Delivers constant pressure from 20-120 PSI
- Delivers up to 25 ft of spraying distance
- Delivers up to 12 tanks on a 4.0Ah battery
- Safe, one person operation



# POWER TOOLS



 **MADE IN  
GERMANY**

## STARLOCK

the new mounting  
standard for oscillating  
power tools



### DRILLING AND OSCILLATING POWER TOOLS

**The Best Tools. The Best Accessories.  
Systematic Success.**

Optimum  
functionality

The best  
work progress

Perfect  
results

German-made  
quality

UP TO

# 70%

less vibration

UP TO

# 50%

less operating  
noise

UP TO

# 35%

faster work progress

### FEIN MultiMaster QuickStart

Oscillator - 350 W  
Code: FN72295262000



The powerful and universal system for  
interior work and renovation with accessories  
for a wide range of applications.

### FEIN MultiMaster QSL Top

Oscillator - 350 W  
Code: FN72295261000



The powerful and universal system for  
interior work and renovation with the  
most extensive accessories for a fantastic  
range of applications.

### Battery-powered FEIN MultiMaster

Battery powered oscillator  
Code: FN7 129 22 61 00 0



The high-performance, battery-powered  
universal system for interior work and  
renovation with QuickIN and accessories  
for a wide range of applications







# TOOLS THAT BUILD THE WORLD

- A brand you can trust
- Full range of products for all professionals
- Quality that exceeds standards
- Innovative design with great functionality

## DESCRIPTION / PRODUCT CODE

## DESCRIPTION / PRODUCT CODE



### POWERLOCK® TAPE RULER

- High-impact chrome ABS case for tough onsite job
- Mylar polyester film extend life of entire blade
- Corrosion-resistant Tru-Zero® end hook for accurate measurements

SYSTHT331508



### CHALK LINE

- Stainless steel end hook for added durability and rust prevention
- Sliding door for quick and easy refill
- High impact ABS case for durability

SYSTHT474436



### TYLON™ TAPE RULER

- Tylon coated blade provide anti-glared reading
- Soft touch case
- Tru-Zero® for accurate inside and outside measurements

SYSTHT306568



### DIGITAL THERMOMETER

- Emissivity 0.95, covers all thermal radiation emission of most materials
- IP 20 for dust protection
- Thermal leak detection
- 8:1 Spot Ratio allows for users to measure a 32cm circle from 2.5m distance

SYSTHT077363



### TLM99-30M LASER MEASUREMENT

- Ideal for DIY use
- Addition/subtraction calculator
- Estimate required materials quickly and accurately
- Easy to take measurements in out of reach areas
- 30m range

SYSTHT177138



### CLASSIC 99 RETRACTABLE UTILITY KNIFE

- Interlocking nose to hold blade securely
- Multi-position blade slide
- Blade storage in handle
- Furnished with three heavy duty blades
- 152mm length

SY210699



### CLASSIC BOX-BEAM

- Soft material use to make shock absorbing end caps
- Centre vial with 0.5mm/1m
- 2 plumb vials for easy readability
- Strong yet lightweight aluminum frame

SYSTHT431188



### 19/2 TRIMMING KNIFE BLADE

- Hardened and tempered utility blade for high sharpness and long life
- 2 point reversible blade
- 2 cutting positions for a variety of applications
- Original and best heavy duty, general purpose blade - 0.65mm thick

SY011921

## DESCRIPTION / PRODUCT CODE

### 12" FIXED HACKSAW



- Comfortable full handle with patented pattern for better grip and control
- Full grip protects knuckles
- Sturdy all steel painted frame

SYE20206



## DESCRIPTION / PRODUCT CODE

### 6 PC SCREWDRIVER SET

- Nickel plated bars help resist corrosion
- Heat-treated alloy steel bars for durability
- Ergonomically designed quad-lobe handle for torque and comfortable hold
- Color coded handles for easy screwdriver selection
- Rack included for convenient storage screwdrivers

SY60060

### TUBING CUTTERS



- 6-64mm cutting capacity
- For cutting copper/plastic tubing
- Cutter is adjusted using single spring loaded release mechanism
- Built-in pipe reamer and spare blade

SY93028



### FATMAX® 6 PC INSULATED SLOTTED POZI SET

- Soft grip handle
- Ergonomic handle
- Extremely tough Polyamide blade insulation sleeve
- Shot blasted tips
- Colour coded ends
- Large diameter handle

SY065443

### GLASS-CUTTER-STEEL WHEEL



- 6 steel wheels
- Traditional glass cutter
- Varnished wooden handle

SY814040



### SPARK DETECTING SCREWDRIVER

- Sheathed chrome vanadium steel blade
- Insulating plastic handle
- Tested screwdriver

SY066119

### AVIATION SNIPS STRAIGHT



- Toothed blades favouring the holding of the sheet metal during cutting
- Automatic unblocking of the lock/seal by simple pressure
- Suitable for cutting aluminium, sheet uPVC, wire mesh, leather, copper and plastic
- Cuts up to 13 gauge mild steel 0.7 to 1.2mm

SY214563



### PIPE WRENCH 18"

- 450mm/18" Pipe Wrench
- Durable drop forged hook jaw for long life
- Durable heavy duty cast iron housing
- Floating hook jaw design allows ratcheting function
- Strong I-Beam handle withstands high torque
- Also available in 12" and 14"

SY87625

### STRAIGHT LONG-NOSED PLIERS



- Heat treated carbon steel forged pliers
- Ground heat treated cutting edges that will give longer life
- Close fit machined jaws for efficient cutting

SY084053



### 12 IN 1 MULTI-TOOL

- Stainless-steel construction
- High quality nylon holster
- Includes the following tools, Long nose pliers, Curve jaw pliers, Wire cutter, saw, Phillips® screwdriver, Standard screwdrivers (1/4", 5/16", 1/8"), Small knife, Large knife, Bottle opener

SY084519

### FIBER GLASS CLAW HAMMER



- Exclusive rim temper reduces incidences of chipping or spalling
- Yellow-colored shaft for easy product visibility
- Fiberglass core adds strength and durability to the handle

SY5TH1510718



### FATMAX® TOOL BAG 18" 45CM

- Rigid and waterproof plastic bottom
- Ergonomic rubber grip handle
- Interior tool loops
- Comfortable heavy duty shoulder strap
- Rugged 600x600 denier (density of material) polyester
- Multiple easy access pockets and compartments

SY193950



HAND AND  
POWER TOOLS

ROTHENBERGER



## DESCRIPTION / PRODUCT CODE

## ROFUME™ SUPER PLUS

- Optimal adaption to the job due to adjustable handle
- Good force transmission with ergonomic handle
- Optimal sealed system and therefore high suction and pressure power with single cast main body

RG7207



## DESCRIPTION / PRODUCT CODE

## AUTOMATIC RATCHET TELESCOPIC PIPE CUTTER

- Telescopic pipe cutter Ø 6 - 67 mm (1/4 - 2 5/8")
- For copper, brass, aluminium, thin-walled steel pipes as well as plastic-coated pipes
- Retractable internal deburrer and spare cutter wheel in handle
- Monoblock design
- Self-clamping

RG7003

## PIPE WRENCH 10"

- One-handed ratchet-like use, self clamping, spring-supported hook
- Quick preset of pipe-Ø using scale on hook
- Wearing parts replaceable
- Monoblock cast body with high strength
- Available in 8" to 24"

RG70151



## WATER PUMP PLIER

- 30% more gripping capacity: 10" pliers up to 2" pipe diameters
- 3-point handle: reliable clamping and perfect grip up to the maximal pipe diameter
- Wide handles for more comfort and better power transmission 10 point size adjustments

RG1000000218

## ROTRAC 25 / 42

- Ø 3 - 42 mm (1/8 - 1 5/8")
- High-precision pipe cutter
- Constant working radius
- Cast aluminium design
- Protection of the cutter wheel with the rolling stop

RG71923/RG71924



## BOFUSE 1200/TURBO

- Two universal electrofusion welding units for PE and PP fittings up to 400 and up to 1200mm diameter
- Ideally fitted for continuous use
- All cables are securely stored away inside the robust housing
- Welding and cooling time is displayed

RG100001030

## MINICUT I PRO

- For copper, brass, aluminium, thin-walled steel pipes
- Compact design with small working radius (30 mm and / or 1 1/2" I PRO)
- Effortless pressure control with the large knurled knob and compact design
- Monoblock design allows precision
- Two guide rollers with recess for cuts near flares

RG70401



## BOSPH-E PLUS DRAIN CLEANER

- Removal of sinks and siphon filters is not necessary
- Switch from manual to electrical use within seconds
- Secure hold even at higher speeds during drill operation
- Hexagonal drive for conventional power drills

RG72095

# WELDING MACHINE, CLAMPS AND TEFLON TAPES

# CBC

TRADE ESSENTIALS

## DESCRIPTION / PRODUCT CODE



### WELDING MACHINE, 1500W FOR PP-R, 20-63MM

- Body: Full Aluminum Body
- Heat Element: Double heating elements with thermostat. Heating elements are made of non-corrosive material.
- Power (W): 1500 watt.
- Temperature Range: 50 - 300 °C
- Welding Diameter: 20 - 63 mm
- Voltage: 220 - 240 V - 50/60 Hz
- Foot: Aluminum Yoke Foot
- Warranty: 1 year warranty
- Set Weight: 4.50 kg
- Set Dimensions: 440 mm. x 270 mm. x 100 mm.
- Set Include: Welding Machine, Aluminum yoke foot, Cutter (20-63 mm), Allen Key Swiss Teflon Coated Die Plates (20mm, 25mm, 32mm, 40mm, 50mm, 63mm) and Measuring Tape

CBCWM2063



### WELDING MACHINE, 2000W FOR PP-R, 75-110MM

- Body: Full Aluminum Body
- Heat Element: Double heating elements with thermostat. Heating elements are made of non-corrosive material.
- Power (W): 2000 watt.
- Temperature Range: 50 - 300 °C
- Welding Diameter: 75 - 110 mm
- Voltage: 220 - 240 V - 50/60 Hz
- Foot: A special foot with clamp that enables working at any location
- Warranty: 1 year warranty
- Set Weight: 8.50 kg
- Set Dimensions: 440 mm. x 270 mm. x 100 mm.
- Set Include: Welding Machine, Clamp Foot, Allen Key, Teflon Coated Die Plates (75mm, 90mm, 110mm) and Measuring Tape

CBCWM75110

## GI HANGING PIPE CLAMPS



- Detachable rubber lining
- Noise suppression rubber strip according to DIN 4109
- Temperature resistance - 20C to + 90 C
- Welded comb nut M-6 + M-10
- Tricombi M-6 side bolts & plastic washer
- Breaking load in traction - 2000N
- Safe working load/traction - 2000N
- Available in 1/2" to 8"

### Construction Features

- Pipe hanger with EPDM lining consists of piece carbon steel shaped to wrap around the pipe, made from the shaped carbon steel plate. The selection of the pipe clamp depends on the temperature of the piping system & load to be carried.
- EPDM lining rubber for sound reduction.
- Electro galvanised finish

CBCMXRC101022-101200



### TEFLON TAPE 12MM X 10M X 0.075MM

- Width: 12mm (1/2")
- Thickness: 0.075mm
- Length: 10m
- Density: 0.35g/cm<sup>3</sup>
- Working temperature: 190°C to 370°C
- Made from 100% PTFE (Polytetrafluoroethylene)
- Application: Water (Not suitable for gas)
- Excellent weathering resistance and corrosion resistance

CBCFTLNTAPE121075



# TAPES



Leading manufacturer of pressure sensitive adhesives serving the appliance, automotive, building supply, electronics, industrial, paper and print, and transportation industries.



## Extra-Powerful Fabric Tapes for Repairs Inside and Outside

Whether it's the shower cabin, plastic elements in the car, the roof gutter, a drain pipe, or a water hose that's broken – tesa repair tapes will let you at least temporarily fix damage at home, in the garden, while camping, in the car, or at festivals

### tesa®4600 **xtreme conditions repair tape**

#### Product Description

- » Sealing water leaks up to 12 bar
- » Insulating and protecting wiring
- » Can be used under water
- » Abrasion resistant
- » Certified according to UL510

#### PRODUCT DESCRIPTION:

- » Low abrasion resistance
- » Good adhesion even on rough surfaces
- » Easy to tear by hand
- » Water repellent
- » Flexible
- » Available in white, black and silver
- » Good hand tearability

#### MAIN APPLICATIONS:

- » Sealing of ducts
- » Fastening of protection films
- » Sealing of rubbish bags
- » Fixing, closing, packaging and a lot more



### utility grade duct tape

### tesa®4613



#### Product Description

- » Consists of a 27 mesh woven PET/cotton fabric backing coated with a natural rubber adhesive
- » Used by professional vehicle painters for fastening cables and trim panels.
- » Suited to rough surfaces
- » Waterproof



### electrical insulation tape

### tesaflex®53948

#### Product Description

- » Certified according to OMQ, SEMKO, IEC 454-3-1
- » Backing material: soft PVC
- » Type of adhesive: natural rubber
- » Total thickness: 120 µm
- » Adhesion to steel: 2 N/cm
- » Elongation at break: 170%
- » Tensile strength: 23 N/cm
- » Dielectric breakdown voltage: 5000 volt



## Engineered for Plastic Piping Systems

## DESCRIPTION / PRODUCT CODE



## PIPE JOINT LUBRICANT P-750

- A non-toxic, water soluble, pipe lubricant designed for assembly of gasketed pipe
- Adheres to wet or dry pipe
- Temperature application range is 0°F - 110°F

PCP-750



## DESCRIPTION / PRODUCT CODE

## CPVC SOLVENT CEMENT P-20

- A heavy bodied, medium setting, high strength CPVC solvent cement formulated for joining Schedule 40 and Schedule 80 pipe and fittings through 12" diameter
- Temperature application range is 40°F - 110°F
- 2 year shelf life

PCP-20



## PVC SOLVENT CEMENT P-14

- Specially formulated heavy bodied, medium setting, high strength PVC solvent cement designed for joining larger pipe sizes. For use on Schedule 40 and Schedule 80 pressure pipe fittings through 12" diameter
- Temperature application range is 40°F - 110°F
- 3 year shelf life

PCP-14



## PVC, CPVC AND ABS CLEANER C-70

- Should be used to remove dirt, oil, grease and other foreign material from the surface of the pipe and fittings to be cemented.
- Formulated to be used with Parabond PVC, CPVC, and ABS solvent cement products
- Temperature application range is 0°F - 110°F

PCP-70



Wide range of pipe adhesives and a solution for thread sealing, passive fire protection and the installation of house led-ins.

## DESCRIPTION / PRODUCT CODE



## TANGIT UNI-LOCK 160M

- General purpose sealant for threaded pipes
- Easy application, ready to use
- Replaces hemp and PTFE tapes
- Enables easy alignment of outlet taps
- Instant sealing
- Resistant to 1st, 2nd and 3rd family gas (3rd family in the gas phase), hot and cold water, gas condensates, compressed air and industrial oils

HN0634243



## DESCRIPTION / PRODUCT CODE

## ALL PRESSURE UPVC PIPE ADHESIVE W/O BRUSH

- Fast curing, maximum leak protection
- Excellent gap filling properties
- Easy bonding even on large surfaces
- Hot and cold water pipes (60°C)
- Resistant to bacteria
- High pressure (16 bars)

HN0044354



## ALL PRESSURE UPVC PIPE ADHESIVE C/W BRUSH 1KG

- Fast curing, maximum leak protection
- Excellent gap filling properties
- Easy bonding even on large surfaces
- Hot and cold water pipes (60°C)
- Resistant to bacteria
- High pressure (16 bars)

HN0406488



## CLEANER

- Safe and reliable bonding when used with Tangit pipe adhesives
- Prevents leakage problems
- High-purity dries without residue
- Reliably removes residues and soiling

HN0044271



We are proud to partner with these top MEP brands in the construction industry

# DISTRIBUTION LETTERS

We are proud to partner with these top MEP brands in the construction industry

**KLUDI  
RAK**  
Distribution Letter

Date: May 15, 2019

**TO WHOM IT MAY CONCERN**

This is to certify that:

**CORYS BUILD CENTRE LLC**  
PO BOX 124766  
P.O. BOX 124766  
DUBAI  
UNITED ARAB EMIRATES  
is an authorized dealer of KLUDI RAK L.L.C. in the UAE.

This Certificate is valid until December 31, 2019.



KLUDI RAK L.L.C. is a registered company in the State of New York, USA. It is not responsible for any damage or loss of property or equipment caused by the use of its products. KLUDI RAK L.L.C. is not responsible for any damage or loss of property or equipment caused by the use of its products.

**SKM**  
Distribution Letter

Date: 07/04/2019  
Ref: SKM/2019/001

To: Mr. Corys Build Centre LLC  
Dubai, UAE

**RECEIVED**

This is to certify that Corys Build Centre LLC is the authorized dealer of SKM in the construction industry operating in the state of UAE.

We authorize the distribution of SKM products in the state of UAE.

For SKM in the state of UAE:

  
SKM in the state of UAE  
Dubai - United Arab Emirates



SKM (Shanghai) Construction Co., Ltd. is a registered company in the State of New York, USA. It is not responsible for any damage or loss of property or equipment caused by the use of its products. SKM (Shanghai) Construction Co., Ltd. is not responsible for any damage or loss of property or equipment caused by the use of its products.

**SIEMENS**

To: Mr. Corys Build Centre LLC  
Dubai, UAE

**RECEIVED**

This is to certify that Corys Build Centre LLC is the authorized dealer of SIEMENS in the construction industry operating in the state of UAE.

We authorize the distribution of SIEMENS products in the state of UAE.

For SIEMENS in the state of UAE:

  
SIEMENS in the state of UAE  
Dubai - United Arab Emirates



SIEMENS (Shanghai) Construction Co., Ltd. is a registered company in the State of New York, USA. It is not responsible for any damage or loss of property or equipment caused by the use of its products. SIEMENS (Shanghai) Construction Co., Ltd. is not responsible for any damage or loss of property or equipment caused by the use of its products.

**Hagerworth**

**TO WHOM IT MAY CONCERN**

This is to certify that:

**CORYS BUILD CENTRE LLC**  
PO BOX 124766  
P.O. BOX 124766  
DUBAI  
UNITED ARAB EMIRATES  
is an authorized dealer of Hagerworth in the UAE.

This Certificate is valid until December 31, 2019.



Hagerworth (Shanghai) Construction Co., Ltd. is a registered company in the State of New York, USA. It is not responsible for any damage or loss of property or equipment caused by the use of its products. Hagerworth (Shanghai) Construction Co., Ltd. is not responsible for any damage or loss of property or equipment caused by the use of its products.

**Milwaukee**  
Power Tools & Accessories

**AUTHORIZED DEALER**  
This is to Certify that

**CORYS BUILD CENTRE LLC**

is an authorized dealer in UAE for Milwaukee Power Tools, Hand Tools and Accessories.

**YEAR 2019 / 2020**





Milwaukee (Shanghai) Construction Co., Ltd. is a registered company in the State of New York, USA. It is not responsible for any damage or loss of property or equipment caused by the use of its products. Milwaukee (Shanghai) Construction Co., Ltd. is not responsible for any damage or loss of property or equipment caused by the use of its products.



# COMPANY OVERVIEW

## THE GROUP

Founded in 1977, **Green Coast Enterprises** has always been marked by a spirit of enterprise, a culture of industry and a commitment to its people and partners.



## CORYS BUILD CENTRE OPERATIONS



## CORYS BUILD CENTRE BRANCHES



Dubai  
Al Quoz



Dubai  
Nad Al Hamar



Abu Dhabi



Al Ain



Sharjah



Ras Al Khaimah



Fujairah

## NOTES

[illegible]





Your local MEP partner



FOLLOW US



Please contact our branches below:

**AL QUOZ 3**

6th St. 1st Al Khail Road

Head Office

T: +971 4 3411250

E: [alquoz@corysbuildcentre.com](mailto:alquoz@corysbuildcentre.com)

**DUBAI**

Nad Al Hamar Road

Distribution Centre

T: +971 4 7029406

E: [dxb@corysbuildcentre.com](mailto:dxb@corysbuildcentre.com)

**ABU DHABI**

11th Street, M17,

Mussafah Area

T: +971 2 6447667

E: [auh@corysbuildcentre.com](mailto:auh@corysbuildcentre.com)

**AL AIN**

Bldg. No. 41, Al Hirfah St.

Sanaiya Industrial Area

T: +971 3 7210727

E: [alain@corysbuildcentre.com](mailto:alain@corysbuildcentre.com)

**SHARJAH**

Road S102,

Industrial Area 17

T: +971 6 5438459

E: [shj@corysbuildcentre.com](mailto:shj@corysbuildcentre.com)

**RAS AL KHAIMAH**

Al Kharran/Airport Rd,

Al Falayyah Area

T: +971 7 228 1877

E: [rak@corysbuildcentre.com](mailto:rak@corysbuildcentre.com)

**FUJAIRAH**

Al Hayl

Industrial Area

T: +971 9 2282525

E: [fuj@corysbuildcentre.com](mailto:fuj@corysbuildcentre.com)

**CORYS BUILD CENTRE**  
United Arab Emirates  
800-CBCUAE

[help@corysbuildcentre.com](mailto:help@corysbuildcentre.com)

