



In association with

SRH
SAFE REACH

DOPPLER
Elevating your World.

TELCO™
ELEVATORS

XIZI
Parking Systems




Profile

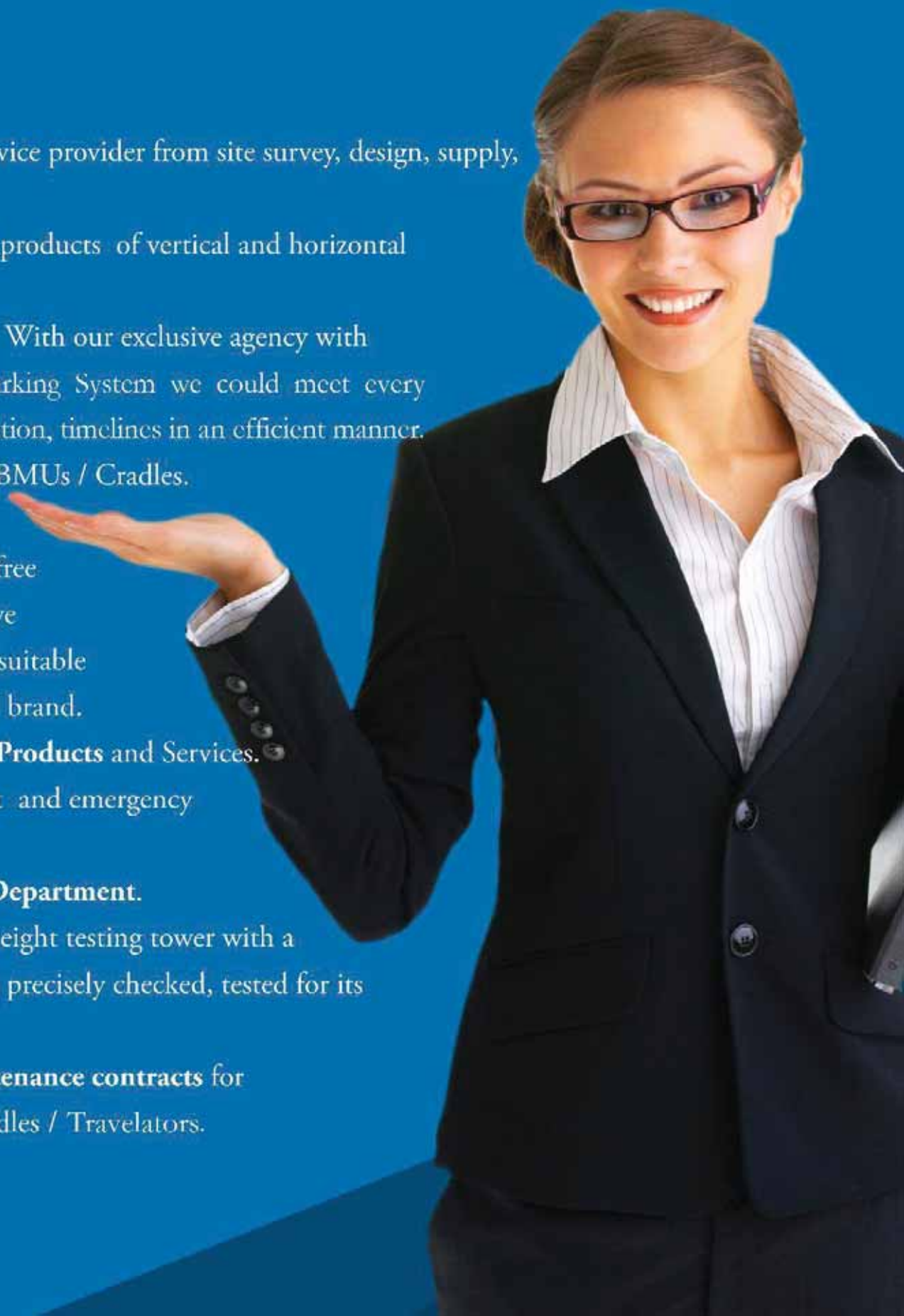
Having rooted in Dubai, UAE, Total Scope Lifts & Escalators Contracting LLC, primarily provide consultation, design, supply and complete turnkey solution for all vertical transportation (VT) products such as Elevators / Escalators / Moving walks / Travelators etc. We also with a range of VT products locally as well as internationally. We have our presence made UAE, Europe, GCC, India, China and other Far East countries. Our competitive price, efficient / professional service and timely delivery has always set us at an expedient level in the current market. Our products excel for their unique features of quality, durability and reliability and also comply with International safety standards and regulations.

- Home Lifts (MRL & MR)
- Passenger Lifts (MRL & MR)
- Cargo / Freight Elevators (MRL & MR)
- Traction Lifts (MRL & MR)
- Panoramic Lifts (MRL & MR)
- Hospital / Bed elevators
- Escalators and Travelators
- Stair Lifts
- Hydraulic Passenger / Freight Elevators
- 3 dimensional / Automated Car Parking system

- Car / Vehicle Elevator
- Creative and attractive Cabins
- Dumb waiters
- Building Maintenance Units (BMU) & Cradles
- Platform lifts and Scissor lifts
- Lift Controllers
- All type Lift components and spare parts
- Full Pledged Elevator Maintenance and Modernization of all brands



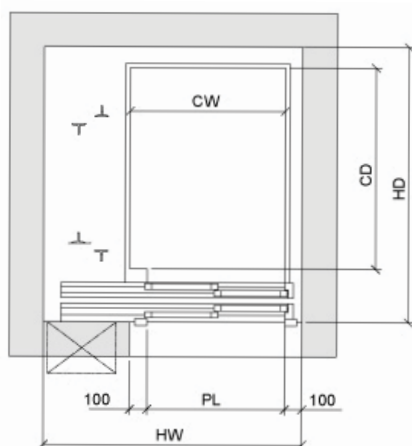
- **Integrated and comprehensive** service provider from site survey, design, supply, installation to aftersales services.
- **One contact** for complete range of products of vertical and horizontal transportation.
- **Customisation & Differentiation:** With our exclusive agency with SRH, Doppler, Telco and Xizi Parking System we could meet every customised requirement of specification, timelines in an efficient manner.
- **Design, Supply & Installation** of BMUs / Cradles.
- **Modernization of lifts :** To use advanced technologies, we provide free consultation thereby suggest effective modernization package and supply suitable spare parts and components for any brand.
- **Brand Awareness & Value Added Products** and Services.
- **24 x 7 / 365 days** technical support and emergency attendance.
- Continuous & Innovative **R & D Department.**
- **Safety Assurance:** With 108 mtr height testing tower with a speed up to 12.0 MPS, every unit is precisely checked, tested for its efficiency, reliability and safety.
- **Normal and Comprehensive maintenance contracts** for elevators / Escalators / BMUs / Cradles / Travelators.



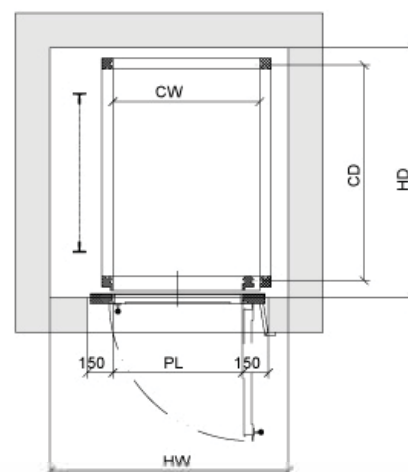
Exclusive Customization & Differentiation..

We care for your space. Therefore, we provide you with the exclusive customization & differentiation at a very competitive cost when you need a lift

- With minimum pit
- With minimum over head
- With reduced shaft size
- With 90 degree Opening
- With rear/through opening



Traction elevator



Hydraulic elevator



Product range / Elevator Products

Product	Type	Load Range (kg)	Speed Range (m/s)
Passenger Elevator	GRPS20	400~2000	1.0/1.6/1.75/2.0/2.5/3.0/3.5/4.0
	GRPS30	630~1050	1.0/1.5/1.6/1.75/2.0
	GRPS50	630~1050	1.0/1.5/1.6/1.75/2.0
	GRPS70	1000~1600	3.5/4.0/4.5/5.0/5.5/6.0/6.5/7.0/8.0
	GRPN20	630~1600	1.0/1.6/1.75/2.0
Bed Elevator	GRBS	1000~2000	1.0/1.6/1.75/2.0/2.5
Observation Elevator	GROS	630~1600	1.0/1.75/2.0/2.5
Home Elevator	GRV	250~400	0.22/0.28/0.3/0.4
Car Elevator	GRA10	3000~5000	0.25/0.5
Freight Elevator (Traction)	GRF	2000~5000	0.25/0.5/1.0
Freight Elevator (Hydraulic)	GRFH10	1000~5000	0.25/0.5



Escalator & Moving-walk Products

Product	Type	Inclination	Step (pallet) Width	Rise/Span
Escalator (Commercial)	GRE20	30°	600/800/1000	≤ 10m
		35°	600/800/1000	≤ 6m
	GRE30	30°	600/800/1000	≤ 16m
Escalator (Public traffic)	GRE50	30°	600/800/1000	≤ 27m
		35°	600/800/1000	≤ 6m
Moving walk	GRM20	10°/11°/12°	800/1000	≤ 8m
	GRM15	0°-6°	800/1000	≤ 150m




Home lifts

We offer a wide range of luxury home elevators and lifts for homes to suit a variety of different homes and budgets.

Our SRH / Doppler Home Lifts are custom designed to fit in any location of the home, both indoors and outdoors, with minimum architectural impact and builder's works.

- We can provide the home lift solution for the new and existing residences with customized and cost effective options.
- Our home lifts range from 200kg to 450kg
- **The minimum Pit and head room design is available with minimum of 100mm Pit and minimum of 2800mm head room.**
- We also provide the designed home lifts for the “Differently abled personnel” with the wheel chair options.



Passenger lifts

With an advanced technology, we offer a complete range of passenger / residential elevators which are available in machine room or Machine room-less versions. We supply a full range of standard and bespoke passenger lifts with attractive cabin design that will cover any requirement you may have from all types of low to high rise buildings.

We produce a range of traction
(MR/MRL) passenger lifts
and hydraulic passenger lifts



Escalators and Moving walk

With the incorporation of the well-developed escalator and moving walk technology, advanced micro-computer control system, high strength truss structure, classical driving system and advanced safety devices, ensure that our products are safe, reliable, enduring and bring steady and comfortable ride. Complying with European standard (EN 115) the escalators and moving walks are applicable for heavy passenger flow locations such as market, super-market, hotel, subway, airport, train station, cross road and public buildings.



■ Hospital lifts / Bed Elevators


Adopting the worldwide cutting-edge modularized computer control technology, we offer full series of bed elevators considering the specific environment of hospitals. We can supply from simple transportation of a patient on wheelchair to wheeling away a critical patient on bed without disturbing his lift support, without jerks, shocks and swiftly without noise .



Car Elevators

We use new data processing network, whereby the landings and cabin of the car elevator are allocated with computer control system(CPU) which are connected through serial transmission lines which results in more efficient and precise system control. The strong technical capacity thoroughly solves the elevator noise and car shaking out of overload of traction machine system.

The advanced system has the advantages such as the pleasing outline, concise equipments, simple operation, small covering space, high space utilization etc.



Cargo Lifts

The SRH/Doppler cargo elevator solutions are designed and manufactured utilizing high quality well engineered components. They offer unique and sophisticated solutions for lifting and transportation of goods. Total scope meets customer needs offering a wide range of products, sizes and useful capacities, all compatible with the safety standards.



Automated Smart Car parking system

With Dubai's inevitable shift towards smart and autonomous parking systems, transports specialists and urban planners are calling on property developers to start designing and thinking ahead and adopt smart solutions for parking.

Smart Parking is not just about the Economics of the piece of land. It is more about efficiency, sustainability and value added revenue. In this direction, Total Scope, through the association with 'XIZI-IUK' provide a comprehensive solution for all parking needs of Commercial and Living Spaces such as Airports, Railway Stations, Commercial & Residential Areas, etc.



Dumb Waiters and small cargo lifts

We provide dumbwaiters & Small service lifts specifically for the hotels, restaurants, factories and warehouses etc. for the requirement of vertical transfer of goods to the higher floors.

We provide dumb waiter with varied specifications and Features:

- Lifting distance up to 50 meters
- Standard speed of 50 feet per minute
- Platform sizes are approximately 24" square
- Low cost installation
- Openings set to floor level, waist level, etc. depending on your needs
- Openings can be on the same side, opposite sides or adjacent sides of the platform
- Minimal maintenance is required for this equipment



Building Maintenance Units & Window cleaning Equipment

Our Product Range

Our team is well experienced in the BMU and Cradle industry and we provide all kind of spare parts for the BMUs & Cradle system. We also provide free consultancy services for the BMUs and Cradle system for upgrading the existing system to the latest technology without compromising any safety features of the system. Our BMU & Cradle components include, Wire ropes, hoist, safety locks, PLC systems, Inverters, hydraulic components, overload devices etc



■ Scissor Platforms

We supply all kinds of scissor lifts, lifting platforms. Our range of scissor lifts are from 500 Kg to 10000 Kg, We also provide the customized platform sizes to meet the client requirement.



■ Our Product Range



Platform Lifts

Our platform lifts are designed to answer all your accessibility needs within your built environment. The Platform lifts are quick and easy to install, and it requires a minimum of civil work, making them extremely cost-effective access solutions. We offer platform, self-supporting passenger lifts and stair platform lifts for internal and external use.



Stair Lifts

To Regain the freedom one deserve we provide Stair lifts which are easy to use, easy to maintain, and all features the very best in design, engineering, and safety. We offer ;

- Stair lifts that fit to the stairs, not the wall
- Easy to use with low running costs
- Affordable, installed quickly and built to last
- Quick Maintainance with an affordable price

We offer a range of straight and curved stair lifts to meet precise need of the client. We are sourcing the stair lifts from different manufacturers from UK and EU countries to meet the client requirement.

Our Product Range



SRH

SAFE REACH

Sicher elevator. only safe reach



Logistics Center

Product Manufacturing Center

Electrical Control Center

Customer Service Center

Headquarter Building

SRH - Sicher Elevator Co. LTD

- SRH originates from German word “Sicher” which means “Safe, Reliable”.
- German based SRH Aufzüge GmbH, Possesses enterprise, R & D institution and manufacturing factory in Germany.
- In China, it relies on “Sicher Elevator co., LTD” as the Manufacturing Base, provides all kinds of SRH brand products in line with EU standards for global customers.
- SRH in China, covers an area of 202,000 Sq/mtr with overall floorage 170,000 Sq/mtr.

Owns:

- Manufacturing centre,
- R&D Centre,
- Customer Service Centre
- **Elevator Testing Tower of a height 108 meters with the running speed up to mps.**
- It has also introduced production facilities and inspecting equipments with world advance levels from Germany, Italy and other countries to keep the production capacity 40,000 units as annual output
- SRH has Service network across 46 countries and regions all over the world. And in China alone 93 affiliated agencies and 916 service points.



A Birds view of the factory Zones..



- | | | |
|----|---|---|
| 1 | 2 | 3 |
| 4 | 5 | 6 |
| 7 | 8 | 9 |
| 10 | | |

108m

high elevator testing tower can fulfill maximum testing speed of 8.0m/s.



Salvagnini
production
line

Salvagnini
production
line

Italian Salvagnini

Fully automatic flexible metalworking
production line and robot integrative
digital compound system

SRH Cabin Designs

SRH

SAFE REACH

Sicherer elevator, only safe reach

Observation Elevators



Car decorations



Human-machine interface

Hall call box (no bottom box)
(Standard)

RZ004-1-3
Simplex

RZ004-1-4
Duplex

Hall call box
(Optional)

RZ004-1-1
Simplex

RZ004-1-2
Duplex

Display screen

Dot matrix display
Standard

Single-color LCD
Optional

Pure display color LCD
Optional

Picture type display
Optional

Video type display
Optional

Button

Round button
Standard

Square button
Optional

Panel material

Hairline stainless steel
Standard

Mirror stainless steel
Optional

Titanium gold hairline stainless steel
Optional

Titanium gold mirror stainless steel
Optional



The company is located in Polykastro Industrial Park, Greece, Europe, where the Head Offices and the Industrial Facilities are covering an area of 11,000m².

The company applies a quality management system complying with EN ISO 9001:2008. Additionally the products are manufactured according to the European Standards on "Safety Rules for the Construction and Installation of Lifts" EN 81.1 (for electric lifts) and EN 81.2 (for hydraulic lifts) and comply with the European Directive 95/16/EC.

Points of Interest...

- Presence in the Global Lift Market, more than 55 Countries, 4 Continents
- 100% European Make
- More than 50000 completed projects
- Highly Commended Panoramic Lift projects
- Integrated Range of Lift Products: Lifts, Escalators, Parking Systems
- Customization and Differentiation for Low pit depth, Overhead and shaft size.
- Brand Awareness
- Value-Added Products and Services
- Continuous Research and Development
- 24 Hour Technical Support



Doppler Cabin Designs

Epoxy series



Galaxy series



Forest series



Prestige series



Inox series



Freight series





A leading Greek company with a strong presence in the international market in the field of Elevator production, Telco was founded in Thessaloniki, Greece 1976.

Telco Elevators entirely produces in its premises all of its products, such as automatic and semi-automatic doors, cabins, car frames and mechanical parts of the lift. As a result, Telco is characterized by maximum flexibility in production and fast delivery times.



Telco Cabin Designs

Premium Series



Symphony



Esthesis



Synthesis



idea



Emfasis



Ekfrasis



Fantasy

TELCO
ELEVATORS

Comfort Series



Neon



Antillipsis



Symmetry



Harmony



Exelixis



Apopsis



Antithesis

Smart Series



Ergon



Anosis



Kinisis

Panoramic



Freight Cabins



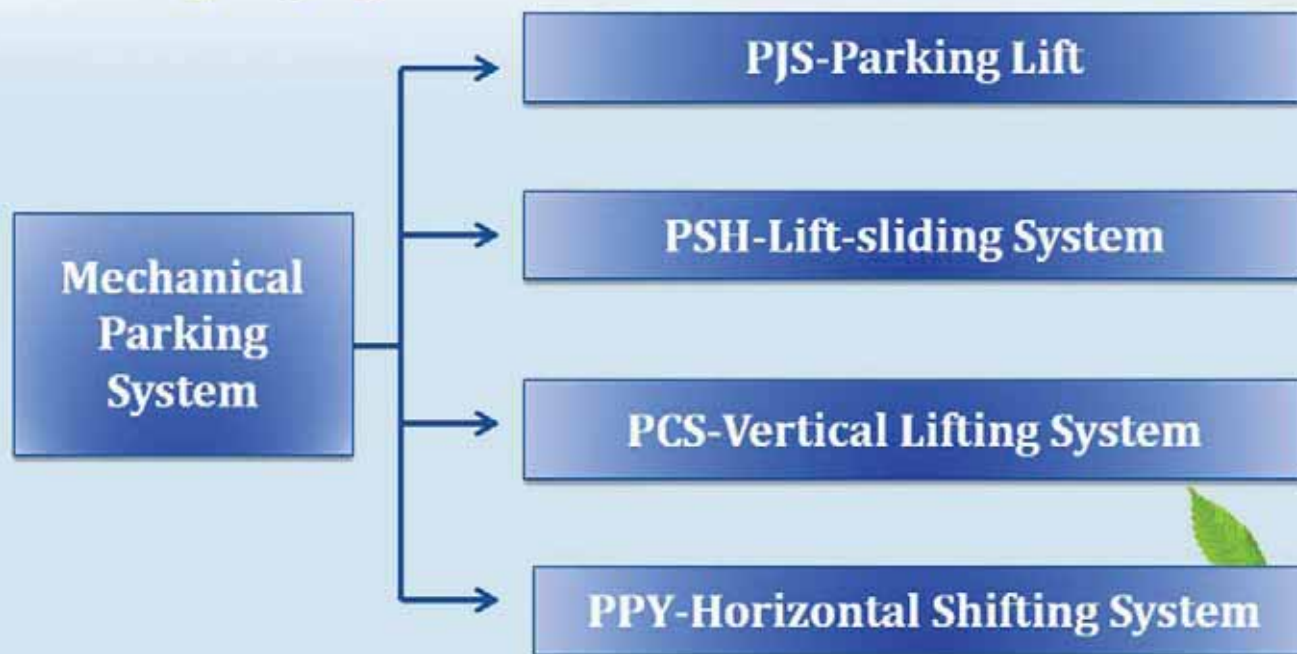
XIZI

Parking Systems



A professional mechanical parking system manufacturer which devotes itself to research and development, design, manufacturing, commissioning, installation, maintenance and after service. It also has import and export rights and supply 9 categories of products covering 90 types in current parking system industry.

Parking Equipment:



Xizi Car Parking Systems

PJS Simple Lift Type



PSH Lifting and Sliding Type



PCS Vertical Lift Type



PPY Plane Transfer Type



Authorised Dealers

SRH
SAFE REACH

DOPPLER
lift manufacturers

TELCO™
ELEVATORS

XIZI
Parking Systems

Group of Companies:

Headquarter:

 **Total Scope**
LIFTS AND ESCALATORS CONTRACTING LLC
Elevators, Escalators, BMU
Cradles and Spareparts

P.O. Box: 235141,
705, Rahaf Tower Near Galadari Driving
School, Al Qusais Industrial Area 4,
Dubai, UAE

Branch Office 1:


 **Total Scope**
LANKA PVT LTD.

16/6B, Saparamadu Avenue,
Nugegoda, Sri Lanka

Branch Office 2:

 **Total Scope Alliance Ltd.**
Innovative Engineering Solutions

Plot No: 586/48, 3rd Floor Matsalamat
Building, Mansfield Street
P.O. Box 7681, Dar Es Saleem, Tanzania



TOTAL SCOPE LIFTS & ESCALATORS CONTRACTING LLC

P.O. Box: 235141, Dubai, United Arab Emirates, Tel: +971 4 264 4113, Fax: +971 4 257 9050

Mob: 00971 52 915 1167, 00971 55 559 9234

admin.totalscope@topgroupdubai.com, www.elevatordubai.com