

Advanced Creative Technical Services LLC



ADVANCE AUTOMATION-INFRA-STRUCTURE PROJECTS-ELECTRONIC SECURITY

DOOR HARDWARE SECTION

DOOR CLOSER



LINK ARM

- Over head Door closer with link arm



SLIDING GUIDE RAIL

- Over head Door Closer with guide rail



CONCEALED TYPE

- Integrated Door Closer- Boxer Series

FLOOR SPRINGS:



- Leaf width up to 1400 mm
- Leaf weight 300 kg
- Hold open type, Non hold open type



- | | | |
|---------|---------|---------|
| • PT 10 | • PT 41 | • US 10 |
| • PT 20 | • PT 70 | • GK 30 |
| • PT 40 | • US 10 | • GK 50 |



MANUAL SLIDER:



AUTOMATIC SLIDING DOOR

Automatic sliding door systems provide extensive convenience and flexibility for effortless access without contact with the door.

- Framed or Frameless construction.
- Max. weight carrying capacity per leaf: 100 kg, 120 kg, 150 kg, 200 kg.
- Customized operators are available.
- Product range: Telescopic sliding door, Panic break out doors, Sliding & Folding doors, Circular sliding door.



AUTOMATIC SWING DOOR

Electro hydraulic and Electro mechanical range is ideal where convenient.

- Max door leaf width : 1400mm.
- Max weight carrying : 250 kg, 310 Kg, 600 Kg.



AUTOMATIC REVOLVING DOOR


Automatic revolving doors are as prestigious as they are elegant. Where buildings denote grandeur, Revolving doors stand for style. As they combat heat loss in winter and heat gain in summer.

- Available : Manual, Push & Go and Automatic type.
- Max available size : Diameter up to 3600mm.
- Customized doors are available.



ELECTRICALLY OPERATED GATES

Automatic gates are used to control access into a secured area. It is commonly used at the entrance to the facility.



- Electrically Operated Swing Gate



- Electrically Operated Sliding Gate



- Underground motor with accessories

HOLLOW METAL FIRE RATED DOORS(HMD)

Doors: Manufactured from G.I steel with insulated honeycomb, Polystyrene, Rockwool insulation Frame:
Frames are constructed from G.I steel
U/L label : 120 minute
Product range: Acoustic doors, Access panels, Stainless steel doors, Sliding steel doors and X-ray proof doors



ARCHITECTURAL DOOR HARDWARE

- Advanced door hardware for Residential and Commercial application.
- Enhanced security featuring.
- Innovative technology
- Easy installation with guaranteed fit



RWA SMOKE WINDOW

Natural ventilation, Natural smoke and heat extraction (RWA) system solution for opening and closing windows.

- Manual opening system
- Electrically operated ventilation drive system
- Smoke and heat extraction system (RWA)



INDUSTRIAL DOORS



- Rolling Shutter



- Over Head Sectional Door



- Dock Levelers


MANUAL DOOR SECTION FRAMED FOLDING DOORS

- The folding-sliding system creates a secure seal around a heated living area and has extremely good insulating properties. Specifically designed for use in areas where hygiene and the control of air leakage is critical with door automations and touchless sensors.



FRAMELESS STACKING DOORS

- Frameless Stacking Doors are the only way to enclose a patio of any size or shape.
- Transform your patio into a living space and add a room to your house.
- The frameless system does away with vertical frames and then allows a wonderful view to the exterior even when it is closed.



SPECIAL DOORS HERMATIC DOORS

- The hermetically sealing sliding door has been specifically designed for use in areas where hygiene and the control of air leakage is critical.
- The spread of infection can be minimized with door automations and touchless sensors.



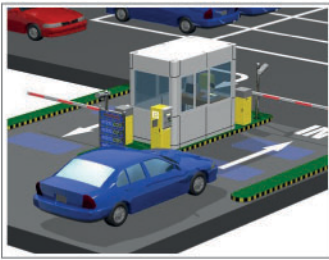
CAR PARK BARRIER

Heavy Duty & Medium Duty Cycles

Electro mechanical & Electro Hydraulic

Length : 3M, 4M, 5m, 6M, 8M and 12M

Operating function: Remote control, Access control, Push button and Magnetic loop



ACCESS CONTROL SYSTEMS



Standalone RFID Card Reader

- Easy Installation with RFID card access and Password.
- Providing necessary features for operating electric locks.

Biometric /Time Attendance Machine

- Fast and accurate fingerprint identification with easy installation.
- Easy operation and management.
- Slim and elegant design with full access control features.
- Multiple access door controller.

Network Based Access control system

- Used to control multiple doors with one controller
2-Door, 4-Door controller.
- Fully programmable four state monitoring, NO / NC supervised Inputs & fully programmable Fail Safe / Fail secure outputs.



SECURITY SYSTEM

ACTS

SECURITY ROAD BLOCKER

- The Road-Blocker is mounted on a reinforced- concrete foundation which is driven by a hydraulic unit.
- The Road-Blocker is available in standard height of 600, 800 or 1000 mm above ground level and in width varying from 2000 to 8000 mm in steps of 500 mm.
- The Road-Blocker is hot galvanized and standard supplied with black and yellow stripes. The colors can be adapted to specific client requirements.



SECURITY BOLLARDS

- Fixed, Semi Automatic and Fully Automatic.
- Electro Mechanical & Electro Hydraulic.
- Standard height : 900 mm & Diameter : 250 mm.



SECURITY TYRE KILLER

The Tyre Killer offers a high degree of protection against unauthorized entry or exit of hostile motor vehicles. If vehicle attempts to break through, its tyres and axels will be destroyed and further progress will certainly be prevented.

Typical areas of application are: Embassies, Industrial plants, Power station, Car parks, Airports, Military sites and private properties.



PERIMETER SECURITY



- Security Speed Gate



- Full Height Turnstile



- Tripod Turnstile

Advanced Creative Technical Services LLC

P.O. Box: 78550 | Dubai - U.A.E. | Tel. : +971 4 288 75 01 | Fax : +971 4 288 75 02 | www.acts-creative.com

MAINTENANCE & SERVICE

Advanced Creative offers flexible service options, from priority emergency breakdown service to detailed safety and maintenance agreements that provide you with protection and peace of mind.

Our responsive and worry free service means you are able to focus on your business and leave the maintenance to the professionals.

Advanced Creative offers various Service Packages to meet all requirements, these include;

- Call out for emergency repair and service
- Annual Maintenance Contracts for Regular Planned Preventative Maintenance

