

Scientific

CO.LLC

"For your mobility and access"

COMPANY PROFILE PRODUCTS & SERVICES

AMBULANCE
SPECIAL-NEED VEHICLE
VEHICLE CONVERSION
MEDICAL EQUIPMENT



www.scientificme.com



About the Company

Scientific General Trading LLC is one of the leading manufacturer and distributor of custom-built Ambulances in the UAE. Since 2004, Scientific has committed itself to building a safe ambulance according to set standards in the GCC region and worldwide, verified by extensive testing. Scientific continues to dedicate itself to the highest standards of quality and customer satisfaction.

In 2006, Scientific started its specialty department which is qualified to accommodate the needs of everyone with limited mobility – physically challenged and elderly persons. The aim is to give independence, convenience and increase the accessibility and safety to physically challenged persons by providing them the Special Need Vehicle that suits their needs, from Wheelchair Lifts, Swivel Seats, Ramps, and Driving Aids. In line with this, Scientific also deals with special vehicle modifications for Luxury cars, Dead-body transport, Wheelchair Taxi, up to any sort of vehicle modifications for any purpose.

As a Company, we possess a considerable knowledge about this industry and the needs of its clients; we also have excellent understanding for the challenges they face in their everyday lives. Our Company has keen experience in working with both public and private sectors. We pride ourselves with confidentiality making sure that all data provided by the clients are well kept.





CEO's Message

We always strive to perform at the highest standards possible. We are convinced that quality, innovation and service are cornerstones that guide our culture while building our legacy

We focus on what we do well — our core competencies: Engineering & Mobility Expertise and Operational Excellence.

We have a Vision: To be the premier private mobility company in GCC, and support our Mission: Mobility and access for your independence.

I am proud of our Company and the people that have brought us to where we are today, and I am excited about where we are going tomorrow.

Ghassan Al Haboobi

CEO / Scientific General Trading LLC



Core Values

Excellence

High level of quality through discipline for our processes, joined with commitment to continuous improvement to meet or even exceed client's expectations.

Innovation

Think ahead and embracing technology, promoting industry best practices, and constantly improving products and services.

Responsiveness

Give prompt, focused attention to the needs of clients.

Knowledge

Expertise in the field of industry.

Integrity & Accountability

Ethical and trustworthy in relationship with customers by fulfilling commitments and promises.

Teamwork & Professionalism

Working together to accomplish shared purposes.

Products & Services

- Ambulance
 - Type I, II, III
 - First Responders
 - Ambulance Bus
- Mobile Clinic
 - Dental Clinic
 - Ophthalmic Clinic
- Special-Need Equipment
 - Swivel seat
 - Transfer wheelchair
 - Wheelchair lift
 - Hand controls & Driving Aids
 - Chair Topper
 - Ramp & Hoists
 - Stair Lifts
- Vehicle Conversions
 - Mobile Workshop
 - Wheelchair Taxi
 - Limousine
 - Dead Body Transport
 - Prisoner Cars
 - K9
 - Police Car
 - Others
- Medical & Hospital Equipment
- Ambulance Parts
- Toyota Hiace and Coaster 4X4 Conversion

Ambulances



Type I Ambulance uses a traditional cab chassis on exposed chassis rails. An aluminum modular is built by the ambulance manufacturer and mounted on the frame. The advantage of a Type I Ambulance is that it is easy to maintain as the engine is completely under hood.

The **Type II Ambulance** is defined as a converted long wheel-base van. This type is the most popular ambulance used worldwide. Other good features are: easy handling through crowded and narrow streets, good fuel economy, and the least expensive of the three ambulance types. Type II ambulances are built using a van type chassis.



The **Type III Ambulance** uses a cutaway van front on exposed chassis rails.. Chassis are available in frame length to accommodate modular units. Type III offers more interior room and exterior compartments. In comparison to Type II ambulances, the ability to remount the modular numerous times could make Type III more economical. One of the key features of Type III ambulances is a walkthrough passage between the patient carrier and the driving cab.

GMC Ambulances



The **Type II Ambulance** is defined as a converted long wheel-base van. This type is the most popular ambulance used worldwide. Other good features are: easy handling through crowded and narrow streets, good fuel economy, and the least expensive of the three ambulance types. Type II ambulances are built using a van type chassis.



First Responder & Ambulance Bus



First Responder vehicles are usually converted 4x4 SUVs. These kind of ambulances offers the key advantage of easy maneuvering through crowded and narrow streets. First Responder has the solution for all Medical transportation needs. No matter if your need is an acute illness or injury in Butler County.

Ambulance Bus is an effective and efficient solution for mass evacuation and transport of special needs patients, casualties, and others who require non-ambulatory transport. Quickly and easily retrofit buses into mass casualty transport vehicles. An Ambulance Bus capable of safely transporting 18 or more stretchers and along with medical support equipment





Prisoner Transport & Towing car

Small Van And Medium Bus



Police Towing car



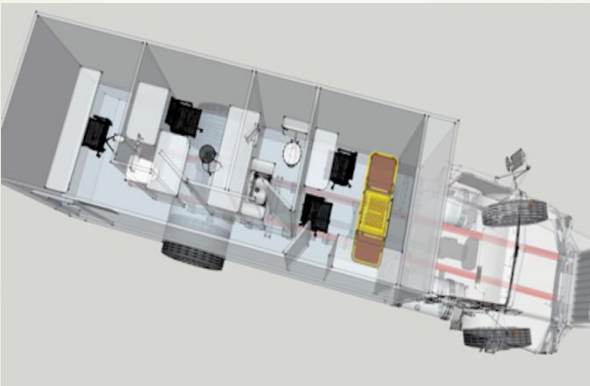
K9 & Police Car

K9 vehicles are usually converted 4x4 SUVs. K9 vehicle Dog Kennel Transport System for Cars Trucks and SUVs includes the insert, window guards, door panels, rubber mat , dome light, and the finish of either black matte or aluminum. Gauges lockable with Powder Coated Aluminum fabrication Isolated panel. Exhaust Ventilation with Turbine Motor Internal Lights, Rear A/c re-direction. Partition between driver and back cabin. Rear Camera and 4 cam inside the cage with 15 inch Screen in the rear sitting area and dash board 7 inch screen with DVR, Water Tank Stand 500 Watt inverter for charging, First Aid kit Refrigerator 12v, Warning light 2 on the front , 2 on the rear .



Police Cars typically have rooftop flashing lights, a siren, and emblems or markings indicating that the vehicle is a police car. Some police cars may have reinforced bumpers and alley lights, for illuminating darkened alleys. In the back seats, as a location to use their police radio or laptop or to patrol an area, all while providing a visible deterrent to crime

Mobile Clinic



Mobile Clinics can allow for community programs, corporate services, mobile dental checkups, and more. Mobile Clinics can be customized for:

- Mobile Woman Health Care Clinic
- Mobile Diagnostic and Screening Clinic
- Mobile Blood Donation Vehicles
- Mobile Dental Clinic
- Mobile Eye Clinic
- Radiology Unit

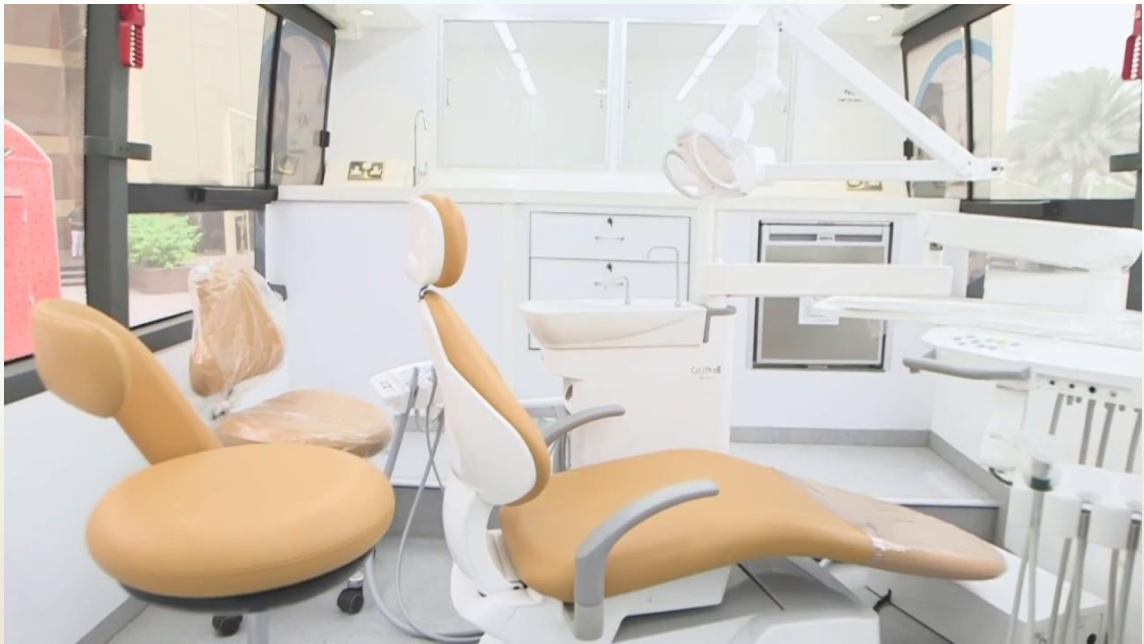


Ophthalmic Clinic

Ophthal Clinics can allow for community programs, corporate services, mobile eye checkups, shops, and more.



Mobile Dental Clinic



Mobile Dental Clinics the vehicle is entirely dedicated to dental health. The fully air-conditioned box body contains a complete dental treatment unit with state-of-the-art equipment: drills, an ultrasound scanner, powder blaster – in fact, The Mobile Dental Unit carries everything you need for any dental treatment on board. The comfortable treatment chair features a particularly compact design.

Mobile Workshop

Mobile Workshop concept from Scientific includes mobile containers, fully equipped with state-of-the-art maintenance tools, uniquely designed for flexible operation in various applications, locations and conditions.

The workshops are custom-made and can contain any equipment and requested by the customer. The workshop solutions are quick and easy to set up, and ready to use right away.



Special-Need Equipment



Swivel Seat

The **Turny** is a seat lift that will allow the user to get seated outside the vehicle, before being comfortably lifted to a safe position inside. Having the car seat completely outside of the vehicle and at a height of choice can be very helpful when getting seated or making the transfer from a wheelchair.



Transfer Wheelchair

The car seat that transforms into a wheelchair. A caregiver swivels the seated user out of the car and docks the **Carony** chassis. The entire seat then easily slides onto the chassis and becomes a standard wheelchair or powered wheelchair. Going into the car is the same simple procedure in reverse.

Special-Need Equipment

Wheelchair Lift

- **Commercial use**



The public use lifts are intended to be operated by an attendant (e.g. family member, assistant, coach driver, etc) and have for safety reasons only a hand held remote control for maneuvering in order to eliminate the risks of unintended lift maneuvering by the wheelchair user. Furthermore the public use lifts demand an increased focus by the attendant on safety features such as inboard and outboard barriers, lift hatches and handrails by its attention seeking yellow highlighting.

- **Consumer use**



The main difference between these two groups is that the personal use lifts are intended to be used by the wheelchair user himself. Hence the personal use lifts are equipped with three ways of maneuvering the lift, which are switches on the upper side of the pump module, on-lift controls placed on the handrail and a hand held wired remote control.

Special-Need Equipment



Hand Control

Carospeed Menox is a universal floor-mounted hand control that moves the accelerator and brake pedals to an intuitive hand control; pull for gas and push to brake. Comes with standard and full option.



Left Foot Accelerator

Designed for use by drivers with lower extremity disabilities, hemiplegic stroke, or amputation



Pedal Extensions

The ease of movement allows for the pedal to be lowered into place and tucked away when not in use



Special-Need Equipment



Steering Device

The steering knob, the wheel spinner and the steering device are all the same product yet it has even more variants than names; to help you find the most comfortable and safe way to steer your vehicle



Chair Topper

Stow or retrieve your wheelchair in about 30 seconds from a car-top compartment.

The weather-tight compartment weighs 55 kg and can be mounted on most vehicle models.

Special-Need Equipment

Wheelchair Ramp



Fixed, folding or telescopic, portable ramps are available in a variety of different shapes and sizes. They are easy to bring along on trips or to places that do not have fixed ramps. With handles that retract effortlessly, simple locks that you can open and close in one easy step, and superior slip resistance. Our two-part ramps are easy to handle and fold up quickly and Our three-part ramps have a lower loading surface than our two-part ramps. They are longer when extended, which gives them a gentler slope.



Wheelchair hoists

Products that enable you to comfortably and safely stow your mobility aid.

Special-Need Equipment



Vertical Platform Lift

Vertical platform lifts can be used by wheelchair drivers and pedestrians alike. They present an economic alternative to conventional elevators for limited lifting heights.



Chair Stairlift

Chair stairlifts are an economic and simple way to climb staircases in your home. Easy to install, they do not need any structural changes on your staircase. Designed for either straight or curved staircases.



Platform Stairlift

Platform stairlifts can transport wheelchairs or people sitting on the folding chair. It also allows to carry stuff such as groceries along with the user on the platform. Designed for either straight or curved staircases

Domestic Vertical Lift Up to Three floor



Vehicle Conversions



Wheelchair Taxi



Mobile Workshop



Limousine Conversion



Prison Bus/Car



Dead body Transporter

Airport Service Bus



Cargo Steel



Medical Equipment



Ambulance Parts



Lights



Mirrors



Seat Parts



Electricals



4x4 Certified conversion for Toyota HiAce and Toyota Coaster



Featuring a full time 4WD system with high and low range selection, independent front suspension, modified rear suspension and upgraded wheels and tyres providing 150mm of lift and GVM upgrade.



Scientific

CO.LLC

"For your mobility and access"

Scientific General Trading LLC

P.O.Box 92533, Dubai


United Arab Emirates

Tel: 971-4-3573382; Fax: 971-4-3573386

E-mail: info@scientificme.com

Website: www.scientificme.com

For inquiry please contact

 +971 50 1279970

 [Scientificme.com](https://www.facebook.com/Scientificme.com)

 [Scientificcollc](https://www.youtube.com/Scientificcollc)

 [Scientificcollc](https://www.instagram.com/Scientificcollc)

