


Unlimited Water Solutions



سكاي لاين للصناعات البلاستيكية ذ.م.م.

Skyline Plastic Ind. L.L.C.

Unlimited Water Solutions

Tel.: +971 6 7481495, Fax : +971 6 7481494, P.O. Box : 3693, Ajman - U.A.E.

E-mail : info@skylineplast.com Web.: www.skylineplast.com

Skyline Vertical Tanks



DIMENSIONS VERTICAL TANKS

Capacity	US Gallons	Dia (mm)	Height (mm)	Min. Wall Thickness (mm)	Insulated Tank Thick (mm)	Man Hole Size
SLV 10	100	780	995	4	5.5	400
SLV 20	200	1000	1155	4	6	400
SLV 30	300	1200	1200	4.5	6.5	400
SLV 40	400	1350	1280	6	7	400
SLV 50	500	1350	1560	6	8	400
SLV 60	600	1350	1800	7.5	8.5	400
SLV 80	800	1500	1900	8	9	400
SLV 80	800	2130	1000	8	9	400
SLV 100	1000	1650	2050	8	10	475
SLV 100	1000	1800	1600	8.5	10	475
SLV 150	1500	1950	2000	9.5	11	475
SLV 200	2000	2132	2327	9.5	12	475
SLV 200	2000	2340	1905	10	12	475
SLV 300	3000	2340	2820	12.5	13	475
SLV 500	5000	2340	3325	5.5	14	475
SLV 1000	10000	3460	4340	20	22	500

Skyline Horizontal Tanks



DIMENSIONS HORIZONTAL TANKS

Capacity	US Gallons	Dia (mm)	Length (mm)	Height (mm)	Min. Wall Thickness (mm)	Insulated Tank Thick (mm)	Man Hole Size
SLH 20	200	900	1300	950	5.5	7	400
SLH 30	300	950	1600	1000	6	8	400
SLH 40	400	1050	1800	1100	6.5	9.5	400
SLH 50	500	1200	1900	1250	7.5	10.5	400
SLH 60	600	1300	2000	1350	8	11	400
SLH 80	800	1400	2100	1450	9	12	475
SLH100	1000	1450	2350	1500	9.5	13	475
SLH 120	1200	1600	2350	1650	10	15	475

Skyline Polyethylene Plastic Tanks

Skyline Anti-ultra Violet tank (Standard Tanks)

- ◆ Made of 3 layers
- ◆ Available in all size for vertical & horizontal shapes
- ◆ The color and taste of the water will not change when its is stored for a long time
- ◆ Anti ultra-violet layer which keeps the water away from the ultra-violet rays

Skyline Insulated Tanks

- ◆ Made of 4 layers
- ◆ Available in all sizes for vertical & horizontal shapes
- ◆ Anti ultra-violet layer which maintains water temperature
- ◆ From layer protects and maintains water temperature
- ◆ Increase tank thickness for better protection

Skyline Insulated Tanks

- ◆ Made of 5 layers
- ◆ Available in all sizes for vertical & horizontal shapes
- ◆ Anti ultra-violet layer which keeps the water away from the ultra-violet rays
- ◆ From layer protects and maintains water temperature
- ◆ Chlorophyll layer protects the tank from the fungus & bacteria
- ◆ Strong external layer gives longer life to the tank

ALL TANKS SHOULD BE PLACED ON PROPER FOUNDATION



NO WARRANTY COVERAGE FOR IMPROPER FOUNDATION



Fiber Glass Tanks

Strong Potable water for drinking & other specific purposes is prone to water infections and allied diseases. Conventional materials like concrete Promote bacterial growth and steel results in corrosion.

Among all materials fiber Glass have been recommended to avoid such effects and compare very favourably with other materials in quaty, easy of handling and quality retention of stored water.

Properties :

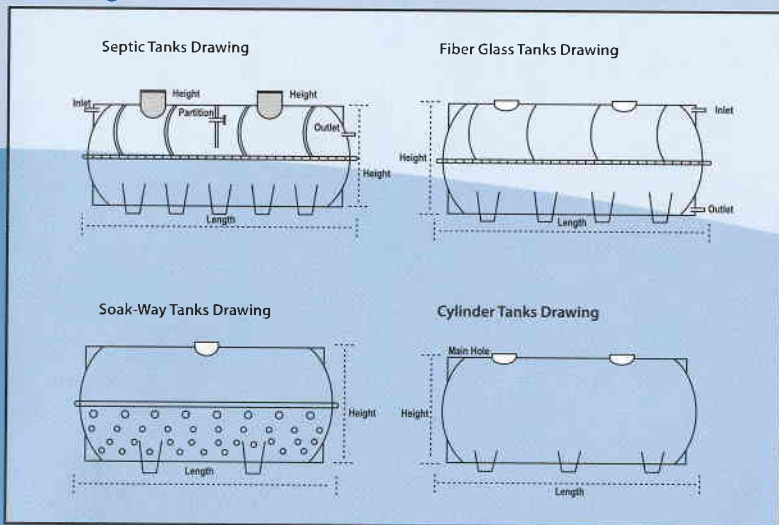
1. Light in weight and an exceptionally high strength to weight ratio.
2. Easy in handling, installing & repairing.
3. The versatility of tank allows it to be installed indoors, outdoors, underground or atop.
4. Does not corrode or get mechanically effected even after prolonged exposure to adverse atmosphere or sunlight.
5. Does not support bacterial growth of Algae & Fungus.



Fiber Glass Tanks Type :

- ◆ Water Tanks.
- ◆ Diesel Tanks
- ◆ Septic Tanks
- ◆ Soak-Away Tanks

Drawing



Capacity U.S.G.	Length / cm	Width / cm	Thickness
100	112	87	3
150	127	87	3
200	139	105	3
250	141	107	4
300	150	115	4
400	165	115	4
500	185	131	4
600	220	131	4
800	205	150	5
1000	232	162	5
1200	226	176	6
1500	311	176	6
2000	311	202	8
2500	310	216	8
3000	405	225	8
4000	475	225	8
5000	475	250	8
6000	575	250	8
7000	675	250	9
8000	725	250	9
10,000	695	275	10
12,000	925	275	10
13,000	1025	275	12
15,000	1125	275	12
20,000	1525	275	16



Royal Car Sheds

- ◆ Easy to Clean
- ◆ Easy to lift & install.
- ◆ Available in different colours.
- ◆ Maintenance free, never need painting
- ◆ Smooth inner & outer surface prevent dirt build up

Sheds Type :

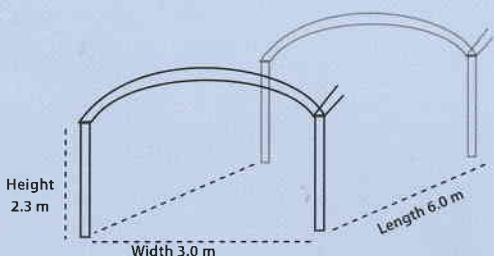
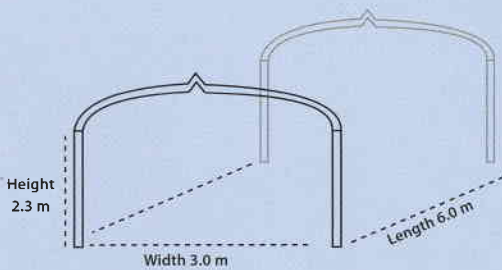
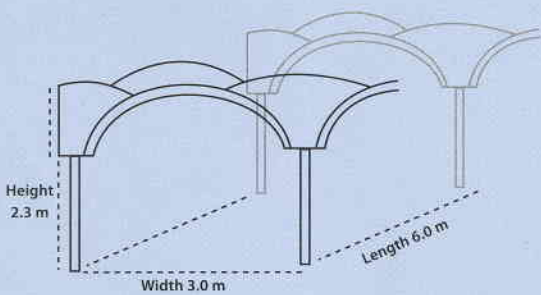
- ◆ Decorative Sheds
- ◆ Car Sheds.

Car Sheds Type :

- ◆ Royal Car Shed
- ◆ Islamic Car Shed
- ◆ Arch Car Shed
- ◆ Star 1 Car Shed
- ◆ Star 2 Car Shed
- ◆ Wave Car Shed

Car Sheds Type	Dimension / m	Height / cm.	Thickness / mm	Pipe / Inch
Royal	3.0 x 6.0	230	6	3
Star 1	3.0 x 6.0	230	6	3
Star 2	3.0 x 6.0	230	6	3
Islamic	3.0 x 6.0	230	6	3
Wave	3.0 x 6.0	230	6	3
Arch	6.0 x 6.0	230	8	3

Royal Car Sheds



Skyline Road Barriers are manufactured from tough moulded UV stabilised polyethylene. They are easy to carry, transport, stack, store and put together. One person can easily move an empty barrier into position and the simple moulded, male-female pin system allows barriers to be tightly interlocked for extra strength. Skyline barriers can be filled with water for added weight and stability.

Measurements

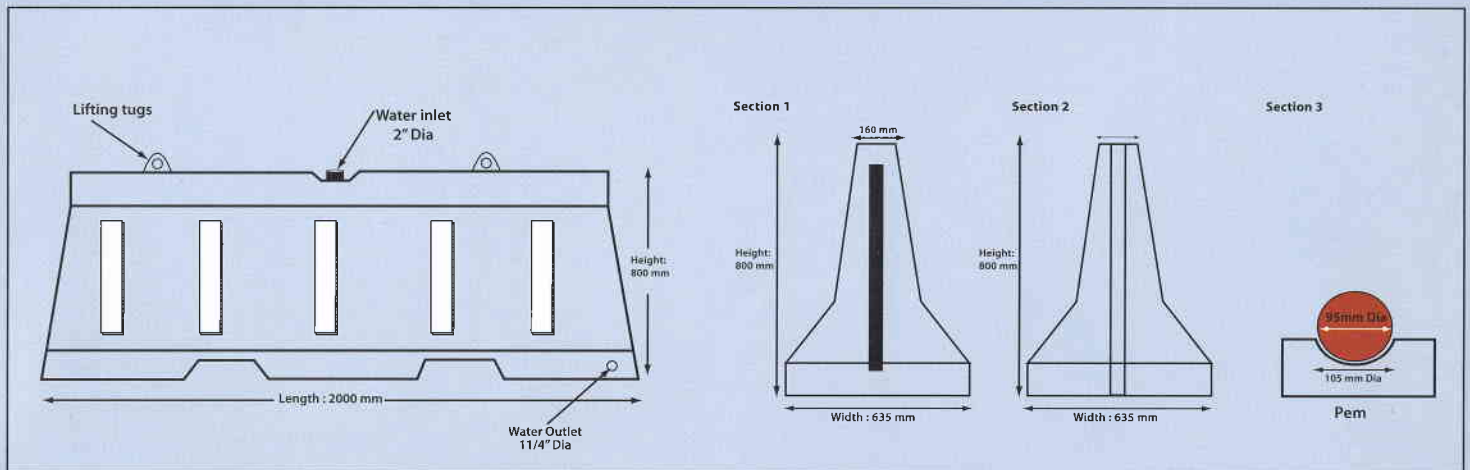
Road Barriers Type	Lenght / m.	Hight / m.	Width / m.	Thickness / mm.
Type	2.0	0.8	0.63	5



Road Barriers Application

- ◆ Road Construction sites.
- ◆ Road closure / works.
- ◆ Building / work site pedestrian control
- ◆ Sporting events
- ◆ Shows / Glass
- ◆ Car Parks.

Drawing & Measurements



Road Barriers Application


- ◆ Used to channel traffic, personnel or vehicle creating a distinct visible guide.
- ◆ Easy setup for minimal vehicular impact.
- ◆ Energy Absorbing
- ◆ Simple locking system enables two-person operation setup & removal of barriers.
- ◆ No surface fixing required.
- ◆ Highly visible colours available (Red, White)

GRP Sectional Tanks

Skyline GRP panel tanks are manufactured under the European standard using high quality of raw materials the double smooth skin panel tanks, which are made from fiber glass reinforced polyester (GRP) are better and safer for potable water than concrete and steel tanks.

Specifications:

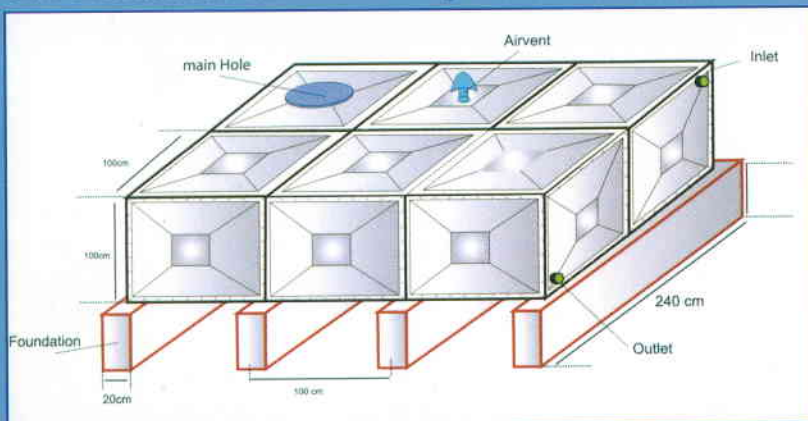
- Lighter in weight
- Do not need paint.
- Do not rust.
- Easy to clean & Repair.
- Prevent growth of Bacteria
- 100 % Safe For Drinking Water.



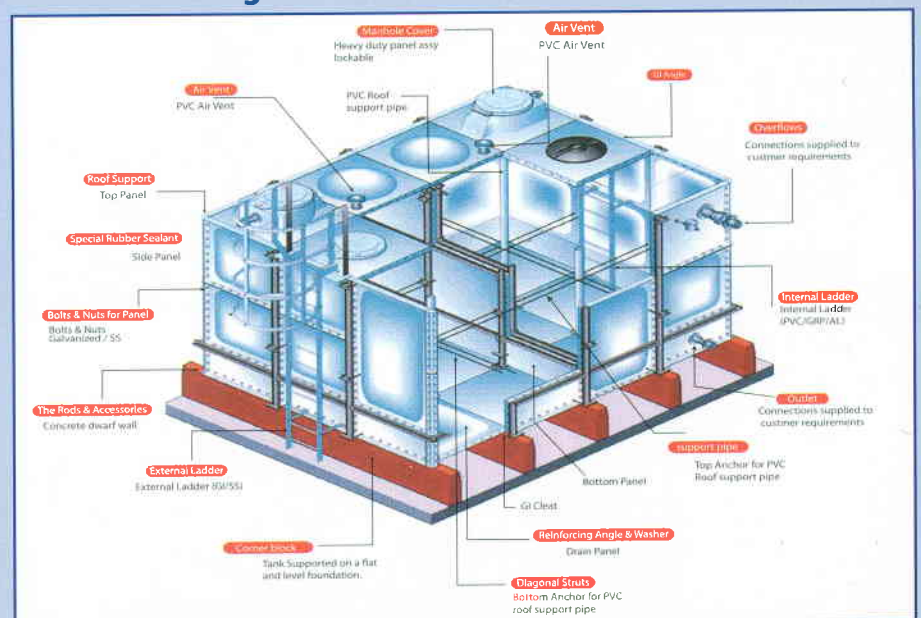
Materials Testing:

All materials used have been rigorously tested for suitability with potable water. All non-metallic materials including adhesives carry current approval by the Water Research centre UK. They have also been thoroughly tested for mechanical properties and long-term degradation at various laboratories and proved with actual field performance. These tests form the basis of the production Quality Control testing.

GRP Sectional Tank Drawing




Schematic Diagram of Partitioned Tank Construction




A/C Cover & Trays

- ◆ A/C Tray
- ◆ A/C Cover



A/C Cover & Tray Dimensions

Type	Length / cm.	Width / Cm.	Height / Cm.
1.5 Ton	75	53	47
2.0 Ton	75	67	47




Swimming Pools

- ◆ Oval
- ◆ Circle
- ◆ Rectangle

A/C Cover & Tray Dimensions

Swimming Pools	Length / cm.	Width / Cm.	Height / Cm.
Oval	3.5	6.0	90 to 150
Circle	2.0	2.0	60
Rectangle	3.0	6.0	90 to 150



Flower Box

- ◆ Double Floor
- ◆ Single Floor

Flower Box Dimensions

Type	Length / cm.	Width / Cm.	Height / Cm.
1.5 Ton	75	53	47
2.0 Ton	75	67	47



Bath Tubs & Shower Trays

- ◆ Bath Tubs
- ◆ Single Floor



Flower Box Dimensions

Bath Tubs	Dimensions / cm.
Small	150 x 70
Medium	160 x 70
Large	170 x 70



Flower Box Dimensions

Shower Trays	Dimensions / cm.
Small	60 x 60
Medium	70 x 70
Large	80 x 80
Extra Large	90 x 90



سكاي لاين للصناعات البلاستيكية ذ.م.م.

Skyline Plastic Ind. L.L.C.

Unlimited Water Solutions

Tel.: +971 6 7481495, Fax : +971 6 7481494, P.O. Box : 3693, Ajman - U.A.E., E-mail : info@skylineplast.com Web.: www.skylineplast.com

DUBAI - AJMAN - SHARJAH

Unlimited Water Solutions