



Dubai Office

P.O Box : 119544
Dubai UAE
Tel: 04-3474343
Fax:04-3472345

Al Quoz Branch

Al Quoz Ind. Area - 4
Dubai-UAE
Tel: 04-3807393
Fax:04-3805915

Deira Branch

28 12b Street
Al Khabaisi, Dubai-UAE
Tel: 04-2224880
Fax:04-2228366

Abu Dhabi Branch

Ind.Area-M32/1, Mussafah
Abu Dhabi-UAE
Tel: 02-5548113
Fax:02-5516511

Sharjah Branch

Industrial Area -11
Near National Paint R/A
Sharjah-UAE
Tel: 06-5341333
Fax:06-5342383

Ajman Branch

New Industrial Area-1
Ajman-UAE
Tel: 06-7466286
Fax:06-7466204

Oman Branch

P.O Box : 541
SEEB-Oman
Tel: +968 26886236
Fax:+968 26983201

SRR Middle East FZCO

P.O Box : 261312
National Industries Park
(Technopark), Jebel Ali
Dubai, U.A.E
Tel: 04-8083333
Fax:04-8083322

visit srrbmt.com



Product Catalogue

Building Value



MESSAGE FROM CEO

The value that matters to you !!

Having an experience for above 25 years in building material industry, S.R.R. Building Material Trading LLC has been my own venture started with the desire to contribute towards the development and growth of the UAE and the region. Founded in 2007, S.R.R. Building Material Trading LLC has witnessed a progressive growth and has become one of the largest importers, exporters, stockiests, wholesalers and retailers of building materials in UAE. In terms of our growth trajectory, we expect to increase our market share in our home market (the UAE) and we will prudently manage our growth in Oman. We have surpassed our competitors within a short period of time in terms of sales, volume & prompt delivery.

Our strength lies in our long-standing experience and association with the major suppliers of Building Material throughout the world, which enables us to secure the most suitable products at the best prices for the market in which we operate, as well as our extensive network throughout U.A.E & Oman, which allows us to cover the needs of our customers in the region. Our team of talented professional with their expertise in the field of building materials are responsible in providing timely service to the varied requirements of our esteemed clients.

We look forward for your constant support and promise to cater best of our services at all times.

Ram Kumar Thota
CEO
SRR Group



INDEX

Timber	1 - 6
Film Faced Plywood	7 - 8
Rebar, Cement	9 - 10
Expansion Joint Filler	11 - 12
G.I. Corrugated Sheet	
Wire Nail	
Polythene Sheet	
Binding Wire, Waterproofing	13 - 14
Bathroom & Kitchen Fittings	15 - 16
Wall & Floor Tiles	
Commercial Plywood, OSB	17 - 18
MDF	19 - 20
Chip Board	21 - 22
Gypsum Board, Joint Compound	23 - 24
Fiber Cement Board	25 - 26
Calcium Silicate Board, MGO Board	27 - 28
Access Panel	29 - 30
Metal Corner Tape	31 - 32
Fiber Glass Mesh Tape, Rock Wool Insulation	
Fiberglass Insulation	
Screw	33 - 34
Gypsum Tiles, Calcium Silicate Tiles	35 - 36
Lay-In System	37 - 38
Clip-In System	39 - 40
Furring Ceiling System	41 - 42
Dry Wall Partition System	43 - 44
Hardware Title	45 - 46
Fastners & Construction Items	47
Furniture Fitting	48
Furniture Fitting, Door Fitting	49 - 50
Power Tools & Hand Tools	51 - 52
Safety, Electricals & Adhesive Products	53 - 54
Paint Accessories	55
Aluminium Profiles, Packing Materials	56
Jotun, Berger & National Paints	57 - 58
SRR Headquarter	59 - 60



TIMBER

WHITE WOOD

White wood is commonly used in large quantities for construction and pallet manufacturing, it is also extensively used in the furniture and home decor industry as well. It is highly machinable, and can be fabricated into all kinds of shapes and sizes to fit practically any construction need. We are supplying Romanian, German and Austrian origin in special export quality, square edge, parallel sawn, clean & white timber.

Origin : Romania, Germany & Austria

Sizes:

- 1"X2"X4 mtr
- 1"X3"X4 mtr
- 1"X4"X4 mtr
- 1"X6"X4 mtr
- 2"X2"X4 mtr
- 2"X3"X4 mtr
- 2"X4"X4 mtr
- 2"X6"X4 mtr
- 2"X10"X4 mtr
- 2"X12"X4 mtr
- 3"X3"X4 mtr
- 4"X4"X4 mtr



CANADIAN S4S
SPRUCE-PINE-FIR
DIMENSION LUMBER

Technical Specifications

Nominal Size	Metric Equivalent (mm)	Dimension Length
2x4	38.1 x 88.9	8'- 24'
2x6	38.1 x 139.7	8'- 24'
2x8	38.1 x 184.2	8'- 24'
2x10	38.1 x 235.0	8'- 24'
2x12	38.1 x 285.8	8'- 24'



RED MERRANTI

SIZE: 2" X 6", 2" X 8", 2" X 9"
2" X 10", 2" X 12"
Origin: Malaysia



RED OAK S/D & K/D

SIZE: 2" X 6" Wider, Length 7' & up
Origin: USA



WALNUT K/D ONLY

SIZE: 2" X 6" Wider, Length 7' & up
Origin: USA



RED WOOD

SIZE: 2" X 3" & 3" X 4"
Origin: Malaysia



ASH WOOD S/D & K/D

SIZE: 2" X 6" Wider, Length 7' & up, Origin: USA



TIMBER



☰ Pollmeier

**BEECH WOOD K/D
SUPERIOR GRADE**

SIZE: 2"X6"X 8ft & Up
Origin: Germany



MAHOGANY S/D & K/D

SIZE: 2"X6"X 8ft & Up
Origin: Africa



BEECH WOOD K/D

SIZE: 2"X6"X 8ft & Up
Origin: Bosnia, Serbia & Romania



OKUME

SIZE: 2" X 6"/ 2" X 8"/ 2" X 10"/ 2" X 12", Length 7' & up
Origin: Africa



DABEMA S/D & K/D

SIZE: 2" X 6" Wider, Length 7' & up
Origin: Africa





FILM FACED PLYWOOD

FILM FACED PLYWOOD

Film faced plywood is widely used in building construction, kitchen Caracas and all those furniture jobs where water penetration is to be prevented. This is manufactured with WBP glue and both the surfaces will be coated with brown colored, water-resistant phenolic film.



Brown Dynea Film, 11+2 PLY,
WBP GLUE, COMBICOR
Standard Panel Size – 1220mm x 2440mm
Thickness available : 12mm and 18mm



Brown Film, 11+2 PLY,
WBP GLUE, COMBICOR
Standard Panel Size – 1220mm x 2440mm
Thickness available : 12mm and 18mm






REINFORCEMENT STEEL BAR

Rebar (short for reinforcement bar), is a steel bar of steel wires used as a tension device in reinforced concrete and reinforced masonry structures to strengthen and hold the concrete in tension. Concrete is a material that is very strong in compression, but relatively weak in tension. To compensate for this imbalance in concrete's behavior, rebar is cast into it to carry the tensile loads. Rebar's surface is often patterned to form a better bond with the concrete.

Standard: BS4449 Grade 460B, ASTM A615 Grade 40-60
GB1449, HRB335, HRB400, HRB500.
Size: 6 mm to 40 mm
Length: 6.0 mtrs -12 mtrs
Origin: Turkey, Qatar, India, China



CEMENT

Gray/White Cement (OPC/SRC/PLC)
Brands:



REBAR
CEMENT



Jollyboard

BITUMEN IMPREGNATED FIBER BOARD


Expansion joint fillers are used against existing or between adjacent constructions and insets in concrete paving like drains, manholes, Industrial flooring etc. various other internal finishes, flat works and concrete floors according to the state of art and local regulations. This is the most economical product alternative to polyethylene in dry areas. Durable in all condition due to its asphalt impregnates. low moisture absorption due to bitumen impregnation.

STANDARD BOARD SIZE : 7.3' x 4 ft - 2200 x 1220mm.
Thickness:10mm, 12mm, 18mm, 25mm



WIRE NAIL

SIZES: 1"to 4"
Packing: 16 small boxes / carton
Origin: India & China



G.I. CORRUGATED SHEET

SIZES: 3' X 6', 3' X 8', 3' X 10', 3' X 12'.
Zinc Coating: Z-80 To Z-275 Gms/m2

Brands:   

POLYTHENE SHEET

We are supplying high & low density polythene sheets, Agriculture sheets, Transparent sheet for packaging purpose, Pallet sheets covers, in a various thickness and width and lengths, mostly our plastic sheets used in construction slab, vapor barrier for pouring concrete slab, Plastic mulch film, Agriculture film, Covering goods from dust, furniture. polythene sheets comes in a clear color.
Available specification : 100 Guage/25 Micron, 200 Guage/50 Micron, 500 Guage/125 Micron, 1000 Guage/250 Micron.



EXPANSION JOINT FILLER
G.I. CORRUGATED SHEET
WIRE NAIL
POLYTHENE SHEET



BINDING WIRE
WATERPROOFING

G.I. BINDING WIRE

Diameter: BWG 20
Packing: 3Kg, 4Kg, 10Kg
Tensile Strength: 30-55 Kgs/mm²
Origin: China & India



WATER PROOFING




Polycoast RBE 10 is a non ionic based rubberized bitumen emulsion coating . The coating is manufactured by blending high quality bentonite fillers with bitumen and rubber to produce a tough and high quality coating for waterproofing and damproofing of concrete structures.



Plastifelt is a fibre reinforced torch applied bituminous water proofing membrane, manufactured using a blend of high quality bitumen and selected polymers. The membrane is designed to provide resistance to the penetration of water in high temperature and tropical climatic regions.

Polyflex 30 is a strong acrylic modified cementitious waterproofing and concrete protective coating for water retaining areas. The coating is highly flexible with a superior crack bridging ability.





BATHROOM & KITCHEN FITTINGS

**KLUDI
RAK**

"We Stand for water Saving"

**GERMAN FAUCETS
MADE IN UAE**



WALL & FLOOR TILES



**RAK
CERAMICS**

Close to you worldwide



**BATHROOM & KITCHEN
FITTINGS
WALL & FLOOR TILES**



COMMERCIAL PLYWOOD

Commercial Plywood is an engineered wood product made from three or more 'plies' or thin sheets of wood. These are glued together to form a thicker, flat sheet. Commercial Plywood is generally supplied in BB/CC grade. This is available in 100 % hardwood core, combination (combi) core with hard wood and soft wood layers mixed in a proportion and fully soft wood core as well. Internal grade glue is used for the manufacture of commercial plywood.

Standard Panel Size – 1220mm x 2440mm (4' x 8')
Thickness available : 3.6mm, 5.2mm, 9mm, 12mm, 15mm and 18mm
Origin: Malaysia, Indonesia, Brazil, India, China, etc...



ORIENTED STRAND BOARD

Oriented strand board (OSB) is an engineered wood particle board formed by adding adhesives and then compressing layers of wood strands (flakes) in specific orientations. The most common uses are as sheathing in walls, flooring, roof decking, industrial packaging and sometimes even for furniture production.

Standard Panel Size – 1220mm x 2440mm (4' x 8')
Thickness available : 9mm, 12mm x 15mm and 18mm



COMMERCIAL PLYWOOD
OSB





PLAIN MDF

SIZE: 4"X8" and 6"X12"
THICKNESS: 3mm, 6mm, 9mm, 12mm, 15mm
18mm, 25mm.



MELAMINE MDF

FINISHING: Matt/ Glossy/ Wood Grain
THICKNESS: 9mm, 12 mm, 15mm, 18mm, 25mm
(MALAYSIA, INDONESIA, INDIA, CHINA)

EDGE BANDING

Width : 15-48 mm
Thickness : 0.45mm to 3mm
Tolerance: Width: +/-0.2mm;
Thickness: +/-0.1mm
Colour: Solid/Wood Grain




MDF



TUBULAR CHIPBOARD

Like a bridge construction, Tubular Core provides an ideal combination of light weight and stability. Compared to solidboard the weight of Tubular Core is reduced by up to 60%. This impressive fact proves that high quality doors do not have to be heavy!. Tubular and solid cores have a very low thickness swelling, which is unusual for wood based materials.

Standard Panel Sizes – 2135mm x 915mm & 2050mm x 840mm
Thickness available : 33mm, 38mm.
Origin: Germany



Sauerland Guarantee
Low operating costs



SOLID CHIPBOARD

First class boards designed to melaminated, laminating, veneering, in order to produce a modern and aesthetic furniture and door for apartments, houses, offices, hotels, schools, etc. Cooperation with many international producers, enables us to present a wide product range of raw chipboard.


Standard Panel Sizes – 2135mm x 915mm & 2050mm x 840mm
Thickness available : 33mm, 38mm and 44mm
Origin: France, Spain, Italy & China





GYP SUM BOARD

STANDARD SIZE: 4X8"
THICKNESS: 9MM, 12.5MM, 15MM.



REGULAR



FIRE RESISTANT



MOISTURE RESISTANT



GYP SUM JOINT COMPOUND

This all purpose joint compound provides overall high performance, as well as superior working qualities and good open time. It offers excellent bond over bead, trim and fastener concealments. This special latex formulation is ideal for embedding paper tape and for filling, leveling and finishing over gypsum panel joints, fasteners, bead and trim.





Water Resistance and Non-Decay

Durable in any weather conditions

Exclusive Distributor For UAE & OMAN



SCG Smartboard

Non-Asbestos Fiber Cement Board



SCG Smartboard high quality non asbestos fiber cement board with a lot of various design you can choose from.

FIRM

- Water resistance and Non-decay
- High impact strength
- Termite Resistance

FLEX

- Flexibility for various designs
- Better heat resistance
- Light weight, fast and easy to install





CALCIUM SILICATE BOARD

Calcium Silicate Board is made from siliceous and calcareous materials reinforced with fibres. These boards are made in a laminar process and then autoclaved to give a stable crystalline structure. This is lightweight and non-combustible with high performance, durability and architectural flexibility providing customers

with exceptional value for money. Calcium silicate boards are widely used in the manufacture of portable cabins, wall panelings, plain ceilings, decorative ceiling systems and in many more similar applications. These boards are water proof and anti-termite as well.

Density : 1.28g/cm³

Fire proof Rate: A- class incombustible (GB8624-1997)

Anti bending strength : >12Mpa

Standard Panel Size – 1220mm x 2440mm (4' x 8')

Thickness available : 6mm,9mm and 12mm



MAGNESIUM OXIDE BOARD

Magnesium Oxide Board or MgO Board is a technologically advanced building material that offers superior performance in every category when compared to traditional wood, gypsum and cement based products. This board is virtually impervious to fire, water, insects; does not feed mold or mildew; is non-toxic, non-flammable and non-combustible; is durable, maintains its dimensional stability – even when wet; and, has exceptional bonding surface. MgO Board is a mineral based green builder product. It is homogeneous and non de-laminating.

Product Features

100% Non asbestos | Excellent Fire proof | Moisture resistant | Excellent sound insulation

Standard Panel Size – 1220mm x 2440mm (4' x 8')

Thickness available : 6mm,9mm and 12mm



CALCIUM SILICATE BOARD
MGO BOARD



ALUMINIUM ACCESS PANEL

This panel is designed to fit into the structural membrane of jointless plasterboard ceiling system. It is supplied with a braded frame to allow for tape and jointing on site and comes complete with a fully removeable flush door. It is inserted directly into a pre-cut hole through the face of the ceiling prior to wet finishes being applied.



Dimensions

Inner (m/m)	Outer (m/m)
200 x 200	350 x 350
300 x 300	450 x 450
400 x 400	550 x 550
450 x 450	600 x 600
500 x 500	650 x 650
600 x 600	750 x 750
600 x 1200	750 x 1350

Special sizes available upon request

PRODUCT FEATURES

- Strong aluminium frame and hardware
- 12.5mm moisture-resistant gypsum board inlay
- Standard sizes shipped from stock
- Concealed touch latch standard on all doors
- Removable door panel, with safety cables





METAL CORNER TAPE

Metal Corner Tape is ideal for use in a variety of drywall applications: internal or external corners which are 90 degrees or not 90 degrees, for manual application only. Metal Type : Galvanized steel or Aluminium
Standard Size : 50mm x 30mm



FIBERGLASS MESH TAPE

Fiberglass self adhesive mesh tape is made from coated fiberglass with acrylic self adhesive latex. This is using for joint the drywall board and cement board cracks. This will resists shrinking, tearing, stretching and distortion. Fiberglass Mesh Tape is recommended for use with either setting-type or drying-type joint compounds to repair small cracks and holes in drywall and plaster surfaces.

Standard Size : 50mm x 100mtr., Weight :90g/m²



ROCK WOOL INSULATION

Rock wool has a wide range of insulation applications due to its excellent ability to block sound, thermal and fire. Rockwool insulation is commonly used as an insulation in the construction industry, oil and gas, refineries and other processing industries where fire safety is a concern. Due to its excellent acoustic properties, it is widely used as an acoustic insulation in residential and commercial buildings as well as industrial applications.

Standard SIZE: 1200 x 600 x 50 mm x 30 KG/M3



FIBERGLASS INSULATION

FG insulation material maintains its insulating efficiency and reliability over time and does not absorb moisture - thereby resisting any permanent loss of insulation value. The insulating materials in fiberglass insulation are noncombustible. Its natural fire resistance is unaffected by moisture, evaporation, or time, which makes it a very reliable product. FG insulation is available in roll and slab form for use in a wide range of exterior wall and roof/ceiling applications.

Available Dimensions:

1.20 M x 20 M x 50 mm x 12-15 KG per M3.
1.20 M x 10 M x 100 mm x 12-15 KG per M3.
(With aluminum foil backing and plain)



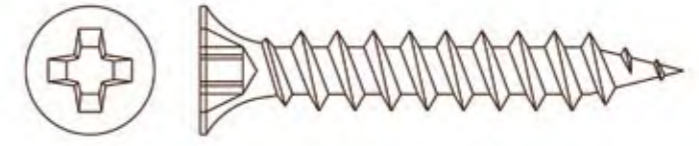
METAL CORNER TAPE
FIBERGLASS MESH TAPE
ROCK WOOL INSULATION
FIBERGLASS INSULATION





BROOER®

DRYWALL & SELF DRILLING SCREWS



#6x1" - #6x2.5"
FINE THREAD / SELF DRILLING
HARDENED
SHARP POINT
GREY PHOSPHATE / YELLOW ZINC PLATED
PHIL BUGLE/PAN/WAFER HEAD

Exclusive
Distributor
For
Middle East



1,000 Pcs / Box
Brooer Fasteners, Kaohsiung, Taiwan





SAFARI



NEW SHADE



ELEFOIL



ALLURA



DIAMOND



PEARL



FLEX FOIL

GYPSUM CEILING TILES

Specification

For Metric Grids: 600 x 600 mm (tiles actual size: 593 x 593mm)
600 x 1200mm (tiles actual size: 593 x 1193mm)
For Imperial Grids 2' x 2' (tiles actual size: 603 x 603mm)
2' x 4' (tiles actual size: 603 x 1213mm)

Suitable Grids :



Edge: Square



Face: Textured washable vinyl Available packing: 6,8 or 10 tiles in a White carton Available thickness: 7mm 8mm & 9mm

Confirming to:	DIN	18180
	BS	1230
	ASTM	C36
	JIS	A6901



CALCIUM SILICATE CEILING TILE

Specification

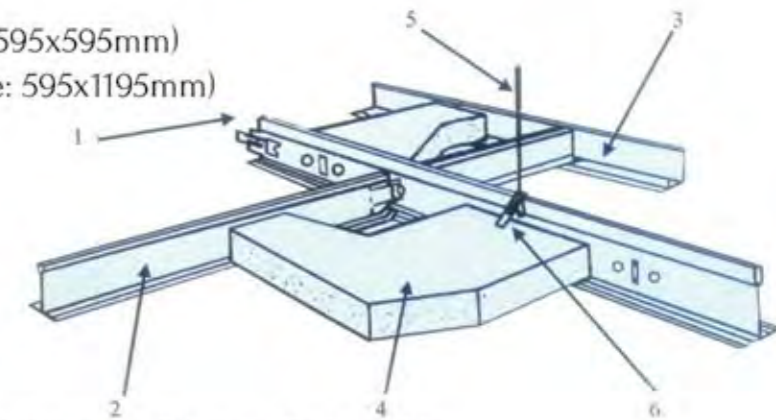
Thickness: 6mm 9mm
Board Size: 600 x 600mm (tile actual size: 595x595mm)
600 x 1200mm (tile actual size: 595x1195mm)

Physical Property

Density: 1.0 ~1.1g/cm
Moisture content: 10%
Thermal conductivity: average=0.20W/MK

Installation

1. Main Runner
2. Cross Tee
3. Wall Angle
4. Calcium Silicate Ceiling Tile
5. Hanger Wire





LAY-IN / LAY-ON SYSTEM

A system where the grid is visible in one direction only. The exposed grid sections would generally be a 24mm Tee, 15mm Tee or Fine Grid.


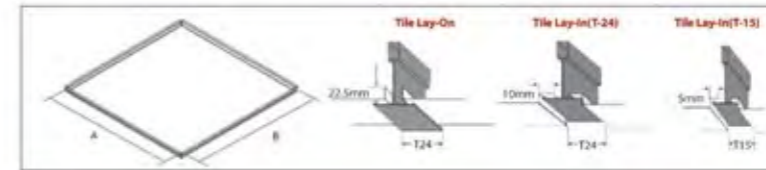
LAY-IN / LAY-ON TILES

Lay-In Aluminium Ceiling Tiles: available as decorative 600 x 600mm (Circle, Double Circle, Square and Octagonal) for square edge.

TLI (Tiles Lay-In) and TLO (Tiles Lay-On)

Note: All dimensions are in mm.


Reference	Dimensions		Thickness		Qty / Box
	A	B	Aluminium	Galvanized	
TLI-33	300	300	0.6/0.7	0.4/0.5	88
TLI-36	300	600	0.6/0.7	0.4/0.5	44
TLI-66	600	600	0.5/0.6/0.7	0.4/0.5	28
TLO-66	600	600	0.5/0.6/0.7	0.4/0.5	28



TEE 15/24-GRID MAIN SUSPENSION

Cross Tee

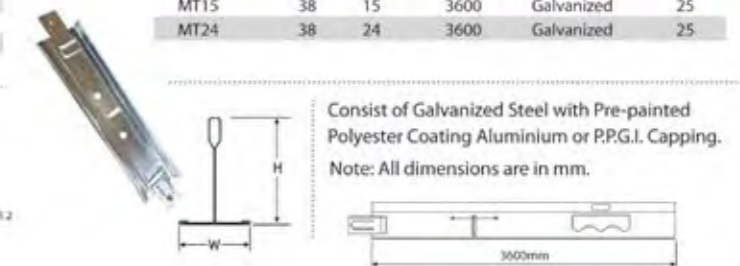
Reference	Dimensions		Length	Material	Piece / Box
	H	W			
CT15-0.6	25	15	600	Galvanized	75
CT15-1.2	25	15	1200	Galvanized	50
CT24-0.6	25	24	600	Galvanized	75
CT24-1.2	25	24	1200	Galvanized	50



Consist of Galvanized Steel with Pre-painted Polyester Coating Aluminium or PPG.I. Capping.
Note: All dimensions are in mm.

Main Tee

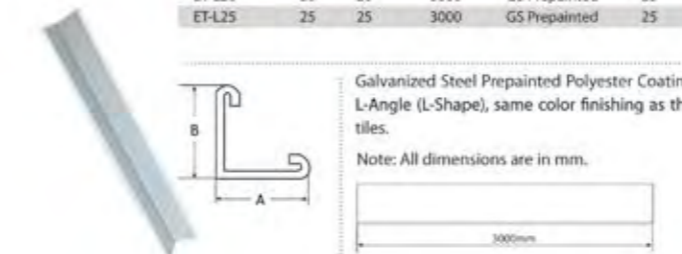
Reference	Dimensions		Length	Material	Piece / Box
	H	W			
MT15	38	15	3600	Galvanized	25
MT24	38	24	3600	Galvanized	25



Consist of Galvanized Steel with Pre-painted Polyester Coating Aluminium or PPG.I. Capping.
Note: All dimensions are in mm.

L-Angle

Reference	Dimensions		Length	Material	Piece / Box
	A	B			
ET-L20	20	20	3000	GS Prepainted	25
ET-L25	25	25	3000	GS Prepainted	25



Galvanized Steel Prepainted Polyester Coating L-Angle (L-Shape), same color finishing as the tiles.
Note: All dimensions are in mm.






CONCEALED / CLIP-IN SYSTEMS


A system where the grid is not visible specifically designed for metal tiles. The system comprises a "spring T" or "A spring" that supports the tiles. This system is fixed to and below a primary grid, usually a galvanized channel section. (Direct suspension of the tile carrying component is possible, but not common).



Square Type



Bevelled Type



Spring Tee

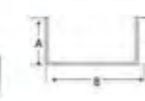
Reference	Dimensions		Thickness	Length	Material
	A	B			
SP 35	35	30	0.5	4000	Galvanized



Galvanized Spring Tee (T-Shape)
Coating Types: Z120, Z180 & Z275, ASTM S3 / A653M BSN EN 10346:2009
Note: All dimensions are in mm.

Aluminium Edge Trim

Reference	Dimensions			Thickness	Length	Material
	A	B	C			
ET-C 38	15	38	15	0.6	3000	Pre-coated



Polyester Coating Aluminium Edge Trim (U-Shape), same color finishing as the tiles.
Aluminium Alloy / temper: 3005/H24 Standard: ASTM B-209M EURO NORMS: EN 485-4:1993
Note: All dimensions are in mm.

Main Channel

Reference	Dimensions			Thickness	Length	Material
	A	B	C			
C 38	12	38	12	0.5	3000	Galvanized
C 45	12	45	12	0.5	3000	Galvanized



Galvanized Main Channel (C-Shape)
Coating Types: Z120, Z180 & Z275, ASTM S3 / A653M BSN EN 10346:2009
Note: All dimensions are in mm.

Physical Property

Material: Aluminium - alloy 3003
Surface: High qualified power painting
smoke density grade : 8
Average smoke temperature : 111C
Sound absorption coefficient: ISO 354
Certificate Standard: BS476, Part 6, 1989
BS476, Part 7, 1971, ASTM E84-04



FURRING CEILING SYSTEM

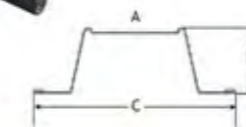


FURRING CEILING SYSTEM

This System is a versatile hat-shaped metal channel, designed for "Furring" out any surface for final finish application. Furring channel is used in conjunction with cold rolled channel, suspended steel frame clad with gypsum board sheets. This system is ideal for smooth areas that is needed without joints or for concealing services.

Furring Channel

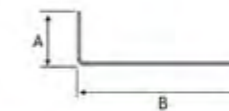

Reference	Dimensions			Thickness	Length	Material
	A	B	C			
FC30	30	22	70	0.5-1.2	3000	Galvanized
FC35	35	22	68	0.5-1.2	3000	Galvanized
FC50	50	22	81	0.5-1.2	3000	Galvanized



Galvanized Steel: BS EN 10346:2009
(formerly BS EN 10142:1991)
Coating Type: Z120, Z180 & Z275 ASTM A653 /A653M
Note: All dimensions are in mm.

Main Channel

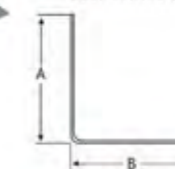
Reference	Dimensions			Thickness	Length	Material
	A	B	C			
C19	12	19	12	0.5-1.5	3000	Galvanized
C20	12	20	12	0.5-1.5	3000	Galvanized
C25	12	25	12	0.5-1.5	3000	Galvanized
C38	12	38	12	0.5-1.5	3000	Galvanized
C45	12	45	12	0.5-1.5	3000	Galvanized
C50	12	50	12	0.5-1.5	3000	Galvanized



Galvanized Steel: BS EN 10346:2009
(formerly BS EN 10142:1991)
Coating Type: Z120, Z180 & Z275 ASTM A653 /A653M
Note: All dimensions are in mm.

Wall Angle

Reference	Dimensions		Thickness	Length	Material
	A	B			
A20	20	25	0.5-1.2	3000	Galvanized
A25	25	25	0.5-1.2	3000	Galvanized
A30	30	25	0.5-1.2	3000	Galvanized
A40	40	25	0.5-1.2	3000	Galvanized
A50	50	25	0.5-1.2	3000	Galvanized



Galvanized Steel: BS EN 10346:2009
(formerly BS EN 10142:1991)
Coating Type: Z120, Z180 & Z275 ASTM A653 /A653M
Note: All dimensions are in mm.

ACCESSORIES



Adjustable Spring Clip



Main Channel Bracket



Wire Clip



Hanging Wires

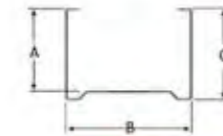


DRYWALL PARTITION SYSTEM

This system is used in conjunction with cold rolled channel, steel frames of stud and track, used for interior non load-bearing walls, which has to be cladded with gypsum board or other cladding sheets. This system is widely used in offices and residential buildings due to easy installations.

Stud

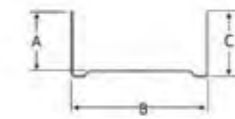
Reference	Dimensions			Thickness	Length	Material
	A	B	C			
S50	34	50	36	0.45-1.5	3000	Galvanized
S70	34	70	36	0.45-1.5	3000	Galvanized
S73	34	73	36	0.45-1.5	3000	Galvanized
S98	34	98	36	0.45-1.5	3000	Galvanized



Material Standard: Galvanized Steel-BS EN 10346:2009 (formerly BS EN 10142:1991)
Coating Type: as per ASTM A653 / A653M.
Note: All dimensions are in mm.

Track

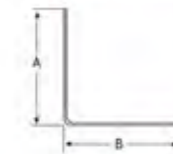
Reference	Dimensions			Thickness	Length	Material
	A	B	C			
T52	23	52	25	0.45-1.5	3000	Galvanized
T72	23	72	25	0.45-1.5	3000	Galvanized
T75	23	75	25	0.45-1.5	3000	Galvanized
T100	23	100	25	0.45-1.5	3000	Galvanized



Material Standard: Galvanized Steel-BS EN 10346:2009 (formerly BS EN 10142:1991)
Coating Type: as per ASTM A653 / A653M.
Note: All dimensions are in mm.

Wall Angle

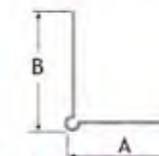
Reference	Dimensions		Thickness	Length	Material
	A	B			
A25	25	25	0.5-1.2	3000	Galvanized



Galvanized Steel: BS EN 10346:2009 (formerly BS EN 10142:1991)
Coating Type: Z120, Z180 & Z275 ASTM A653 / A653M
Note: All dimensions are in mm.

Corner Bead

Reference	Dimensions		Length	Material
	A	B		
DABP28	28	28	2400/3000	Galvanized
DABP30	30	30	2400/3000	Galvanized



Material Standard: Galvanized Steel-BS EN 10346:2009 (formerly BS EN 10142:1991).
Coating Type: as per ASTM A653 / A653M.
Note: All dimensions are in mm.



SRR

**BUILDING MATERIAL
TRADING L.L.C.**

HARDWARE





Hex Nut



Washer



Dome & Long Nuts



Thread Bar



Wheel Barrow



Construction Item



Cotton Rags



Wood & Mirror Screws



Turn Buckle



U Bolt



D - Shackle



GI & PVC Chain



Hex & Through Bolt



Fix Bolt



Shield & Unifix



Bolts



Bathroom Sign



Caster Wheel



Caster Wheel



L - Bracket



Wire Cap



H/R Door Stopper



Door Fittings



Door Stopper



Tower Bolts



Flange Bracket



Aluminium Profiles



CP & Oval Pipes



Magnetic Catcher



KD Fitting



Router Bit



Hinge Bit



Self Support



Magnetic Catcher



Door Hinges



Spring Nut



Concealed Hinges



180° Hinges



Full Extension
Drawer Slide



Concealed Drawer Slide



Drawer Railing



Screws



Rivet & Nails



Sanding & Flap Disc



Wood Hole Saw



SS & Concrete
Hole Saw



Cutting Disc
& Cup Brush.



Grinding Disc



Router Bit Bearing
& SDS Bits



Kitchen Legs



Chair Nail



Star Bit



Drill Bits



Drill Bits Set



Door Closer



Drawer Locks



Drawer Handles & Knob



Door Cylinder



Door Closer



D o o r H a n d l e s



POWER TOOLS

HAND TOOLS



Makita Planer



Makita Polisher



Makita Grinder



Makita Cutter



Makita Drill



Makita Brad Nailer



Makita Grinder



Makita Sander
& Blower



Stanley Angle Grinder



Stanley Jigsaw



Makita Polisher



Makita Trimmer



Stanley Planer



Stanley Drill



Stanley Drill



Stanley Saw



Stanley Screw Driver



Stanley Bit Set



Stanley Snip Cutter
& Chisel



Stanley Level



Stanley Cutter



Stanley Pliers



Stanley Stapple



Stanley Chalk
Line Set



Stanley Planner



Stanley M/Tape



Stanley Glue Gun



Stanley Hammer



Stanley Hand Tool Box



Makita Tool Box



Makita Tool Box



Safety Light



Safety Hand Gloves



Safety Product



Safety Net & Harness



Safety Helmet



Safety Goggles



Safety Jacket



Safety Coverall



Electric Tape



Cable Tie



Oman Wire



PVC Fittings



Wire



Switch & Sockets



Full Gauge Wire



Italco Wire & Clips



Safety Shoes



Bison Kit



Double Sided Tape



Carpet Tape



PU Foam



Pattex Adhesive



M-Seal & One Drop Adhesive



Silicone



Hotmelt



Membrane & Heatshield



Tile Glue



White Glue



Nail Free Adhesive



Rust Remover



Gypsum Powder



Adhesive



Polythene Sheets



Wellcoat



Wellcoat



Thinner



Carpet Profile



Alum. Square Tube



Alum. Flat Bar



Alum. Angle



Paint Refil



Paint Roller



Paint Tray



Paint Refil



Carpet Profile



Alum. U-Channel



Alum. Pipe



Alum. W-Channel



Extention Pole



Sanding Paper & Roll



Spray Paint



Paint Gun



Packing Tape



Air Bubble



Aluminium Ladder



Tile Trim



Artist Brush



Paint Brush



Paint Scraper



Paint Accessories



Corrugated Roll



Stretch Film



Foam Roll



Thermocool



and the sky was made of amethyst

NATIONAL PAINTS

 **SRR MIDDLE EAST FZCO DUBAI BRANCH**

**SRR Group Corporate
Headquarters
National Industries Park,
Jebel Ali, Dubai, U.A.E.
Tel: +9714 808 3333**

